

WonderSkills

# Reading 1

Basic



Mc  
Graw  
Hill

### Comprehension Check

#### A. Read, look, and circle.

1. Who is tall?



2. Who is short?



3. What can't Jack do?



#### B. Read, look, and match.

1. Jack is worried.

2. Nan gets a stool.

3. They're happy.



#### C. Read, choose, and write.

1. Max is \_\_\_\_\_. He can write.

2. Jack can't write. The paper is too \_\_\_\_\_.

3. Jack can \_\_\_\_\_ on the stool to write.

tall  
stand  
high

## Comprehension Check

This section provides a series of comprehension activities such as answering questions, matching, and fill-in-the-blanks to check and ensure learners' understanding of the text.

### Comprehension Skill: Key Details

Complete the chart.

worried    happy    stool    short    write

Max is tall. He can \_\_\_\_\_ on the paper.  
Jack is \_\_\_\_\_. He can't write.

Jack is \_\_\_\_\_. Nan helps Jack.

Jack stands on the \_\_\_\_\_. Now he can write.

Max, Jack, and Nan finish the job.  
They are \_\_\_\_\_.

### Retelling

Step 1: Number the pictures in the order of the story.



Step 2: Retell the story.

## Comprehension Skill

This section teaches learners important reading skills:

- main idea and key details
- character, setting, events
- sequence
- cause and effect
- problem and solution
- compare and contrast
- author's purpose

## Retelling


This section is designed for learners to demonstrate their understanding of the text by putting the events of the story in order or by completing the summary with key words. Then, learners are asked to retell the story orally.

# Table of Contents

## Getting to Know Us

**The Big Idea** What makes you special?

Unit	Title	Genre	Skill	Page
1	Theme: <b>At School</b> <b>Jack Can</b>	Realistic Fiction	Key Details	6
2	Theme: <b>We Are All Special</b> <b>The Friends Poster</b>	Realistic Fiction	Key Details	14
3	Theme: <b>Activities at Home</b> <b>Fun at Home</b>	Realistic Fiction	Key Details	22
4	Theme: <b>Our Pets</b> <b>A Pet for Sammy</b>	Fantasy	Key Details	30
5	Theme: <b>Let's Be Friends!</b> <b>Let's Play Together!</b>	Nonfiction	Key Details	38
6	Theme: <b>Let's Move!</b> <b>Ready, Set, Move!</b>	Nonfiction	Key Details	46



# Our Community

**The Big Idea** What makes a community?

Unit	Title	Genre	Skill	Page
7	Theme: <b>On My Street</b> <b>Down the Street</b>	Realistic Fiction	Key Details	54
8	Theme: <b>People in My Community</b> <b>Jobs Around Town</b>	Realistic Fiction	Character, Setting, Events	62
9	Theme: <b>Buildings All Around</b> <b>The New House</b>	Fantasy	Character, Setting, Events	70
10	Theme: <b>Let's Help!</b> <b>Robby Helps Out</b>	Fantasy	Character, Setting, Events	78
11	Theme: <b>A Community in Nature</b> <b>Animal Homes</b>	Nonfiction	Main Idea and Key Details	86
12	Theme: <b>Follow the Map</b> <b>All Around Town</b>	Nonfiction	Main Idea and Key Details	94



# Jack Can



I \_\_\_\_\_  
at school.

## Warm-up

- The children \_\_\_\_\_ at school.
- What do you do at school?

## Word Bank

paint    write  
read    sing

# Words to Know


A. Look, listen, and repeat.  02



tall



high



worried



stool



stand



happy

B. Listen and number the words.  03

C. Look and match.

1.




happy

worried

high

tall

3.



2.

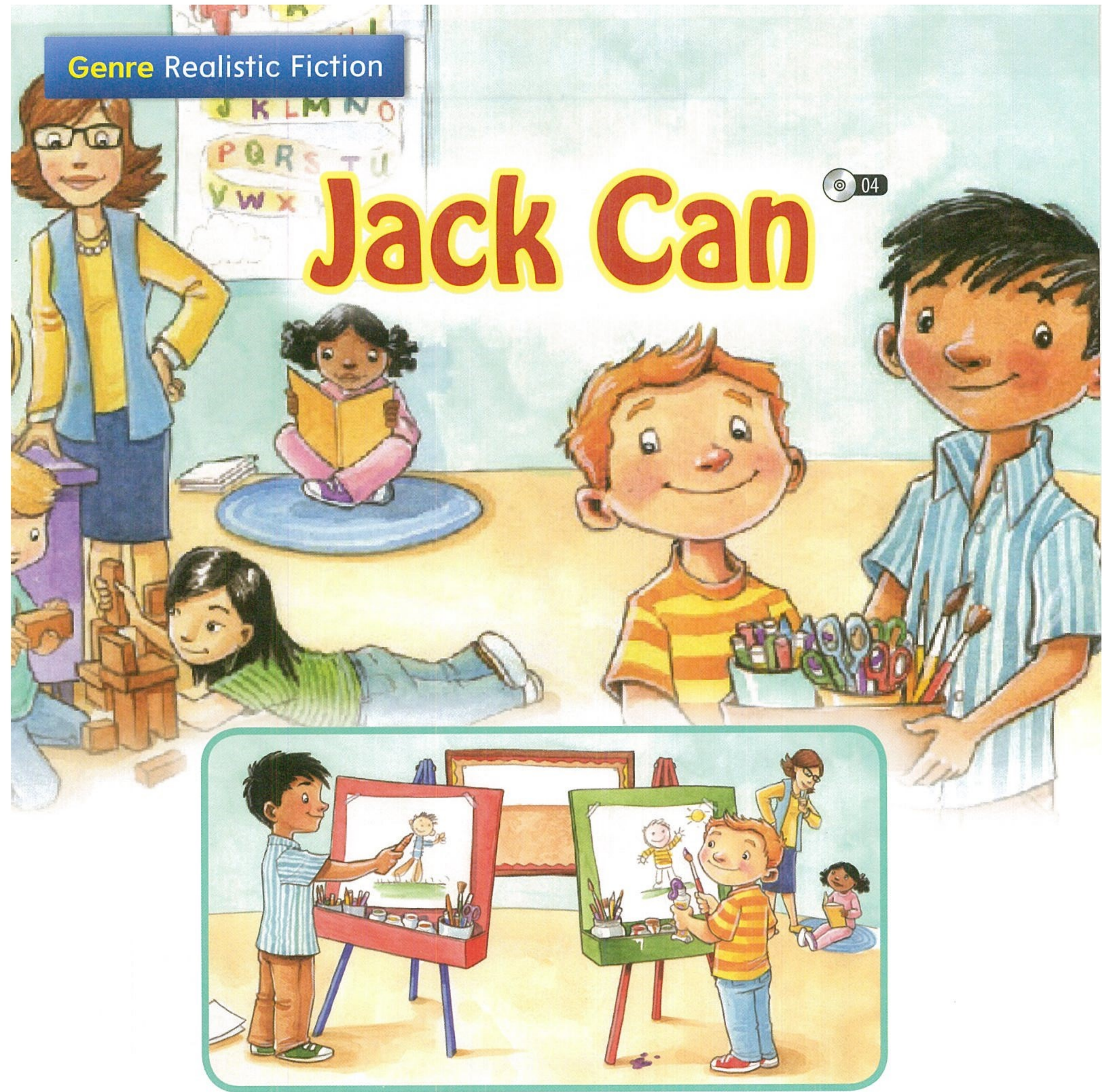


4.



# Jack Can

04





Max and Jack are at school.  
Max can draw. Jack can paint.



## Read Closer


Who can write?  
Circle the answer.



Max is **tall**. He can write on the paper.

Jack is short. He can't write. It's too **high**.

# We like




Jack is **worried**, but Nan helps Jack.  
She gets a green **stool**.




## Read Closer

Who helps Jack?  
Circle the answer.



Jack **stands** on the stool.  
Now he can write.

Max, Jack, and Nan finish  
the job. They're **happy**.



# Comprehension Check

## A. Read, look, and circle.

1. Who is tall?



2. Who is short?




3. What can't Jack do?




## B. Read, look, and match.

1. Jack is worried.



2. Nan gets a stool.



3. They're happy.



## C. Read, choose, and write.

1. Max is \_\_\_\_\_. He can write.

2. Jack can't write. The paper is too \_\_\_\_\_.

3. Jack can \_\_\_\_\_ on the stool to write.

tall  
stand  
high

# Comprehension Skill: Key Details

Complete the chart.

worried      happy      stool      short      write

Max is tall. He can \_\_\_\_\_ on the paper.  
Jack is \_\_\_\_\_. He can't write.

Jack is \_\_\_\_\_. Nan helps Jack.


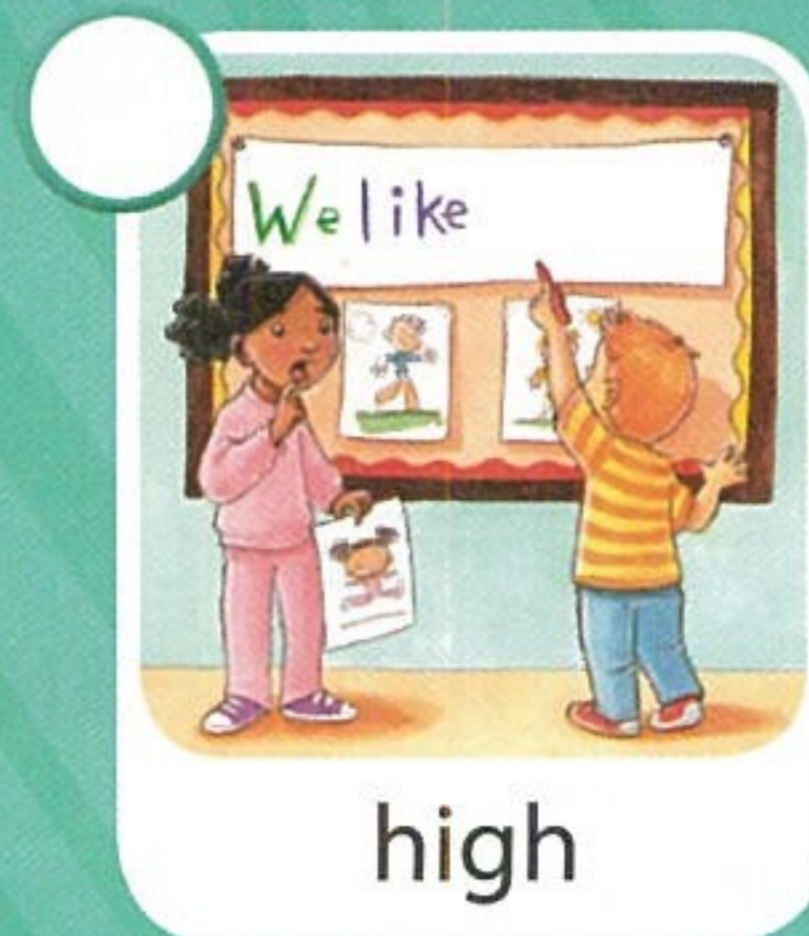


Jack stands on the \_\_\_\_\_. Now he can write.

Max, Jack, and Nan finish the job.  
They are \_\_\_\_\_.



## Retelling

**Step 1** Number the pictures in the order of the story.



**Step 2** Retell the story.