


Story Central Plus

**Exam
Booster**
for every unit



 **macmillan**
education

Sue Clarke

Story Central Plus



Macmillan Education Limited
4 Crinan Street
London N1 9XW

Companies and representatives throughout the world

Packs:

Story Central Plus Level 3 Activity Book with Digital Activity Book ISBN 978-1-380-06995-5
Story Central Plus Level 3 Student eBook with Reader eBook, CLIL eBook, and
Digital Activity Book ISBN 978-1-380-06994-8
Story Central Plus Level 3 Teacher Edition with Student eBook, Reader eBook, CLIL eBook,
Digital Activity Book, Teacher Resource Center, and Test Generator ISBN 978-1-380-06104-1

Components:

Story Central Plus Level 3 Digital Activity Book ISBN 978-1-380-07010-4

Text, design and illustration © Macmillan Education Limited 2021
Written by Sue Clarke

The authors have asserted their right to be identified as the authors of this work
in accordance with the Copyright, Designs and Patents Act 1988.

Story Central is a registered trademark published by Macmillan Education Limited

This edition published 2021
First edition entitled *Story Central* published 2015 by Macmillan Education Limited.

All rights reserved. No part of this publication may be reproduced, stored in a retrieval system,
or transmitted in any form or by any means, electronic, mechanical, photocopying, recording,
or otherwise, without the prior written permission of the publishers.

Designed by Liz Adcock

Illustrated by Aardvart p. 64; Robin Boyden (Pickled Ink) pp.10, 12, 15, 19, 23, 28, 31, 33, 35, 38, 43, 44, 46,
52, 59, 60, 62, 67, 70, 79, 82, 90, 92; Russ Daff (Beehive Illustration) p. 56; Peter Francis (MB Artists) p. 8;
Coen Hamelink (Bright Agency) p. 32; Andy Hamilton pp. 5–6, 11, 13, 21, 25, 29–30, 37, 39, 45, 50, 53, 58,
61, 69, 77, 84, 86, 94, 95; Andy Keylock (Beehive Illustration) p. 76; Andrew Painter pp. 83, 89, 92, 98, 100,
101; Carl Pearce p. 16–17; Caroline Romanet (Advocate Art) p. 72; Jorge Santillan (Beehive Illustration) pp.
7, 9, 14, 18–20, 22, 26, 27, 34, 36, 42, 51, 54–55, 63, 65–66, 68, 71, 73–74, 80, 83, 85, 86, 87, 88, 91, 93,
95, 100, 101, 104, 97; Victor Tavares (Beehive Illustration) p. 40; Laura Watkins (Bright Agency) p.48; Steven
Wood (Advocate Art) pp. 3–77.

Cover design by Wild Apple Design Ltd. and Roberto Martinez.

Cover illustration Steven Wood (Advocate Art)

Picture research by Composure

Author's acknowledgements

To my wonderful husband – thanks for all the coffees!

The authors and publishers would like to thank the following for permission to reproduce their photographs:
Alamy Stock Photo/Stuart Pearce (a)p. 104; **Getty Images**/Jose Luis Pelaez Inc (b)p. 104, Getty Images/
Thai Yuan Lim/EyeEm (c)p. 104; **Superstock**/Blend Images/Michael DeYoung (d)p. 104.

These materials may contain links for third party websites. We have no control over, and are not responsible
for, the contents of such third party websites. Please use care when accessing them.

The inclusion of any specific companies, commercial products, trade names or otherwise does not constitute
or imply its endorsement or recommendation by Macmillan Education Limited.



Contents

Welcome	page 4
Chapter 1 School Trip	page 6
Chapter 2 The Store and More	page 14
Chapter 3 Make Believe	page 22
Chapter 4 At Home	page 30
Chapter 5 Egypt	page 38
Chapter 6 Our World	page 46
Chapter 7 Champions	page 54
Chapter 8 Video Games	page 62
Chapter 9 Vacation Time	page 70
Exam Booster	page 78



What Do You Like?



1 Complete.

Welcome to Story Central!

About

learn

~~books~~

costume

friends

share

characters

Home

News

Information

1 In Story Central, there are great new *books* to read.

2 You can play games and see your

3 You can play and at the same time.

4 You can meet from the books.

5 You can find a you can wear.

6 You can bring a book to with your friends.

2 Answer Jason's questions for you.

1 Do you like poems or mysteries?

2 What sports are you good at?

3 Can you sing or dance?

4 Can you play a musical instrument?

5 Do you like to write stories?





3 Write.

Miguel ~~Felicity~~ Jason Cheng

- 1 She has long, blond hair and green eyes. She likes bright clothes. Felicity
- 2 He's very good at sports. He often wears sporty clothes.
- 3 He's clever. He likes computers and video games.
- 4 He's a student at college. He helps the children in Story Central.

4 Write about you.

Clothes I like to wear

Stories I like to read

Things I like to do
on the weekend

Sports I like to do

5 Complete with words you know in English.



Food



Weather



Daily Actions

Jobs



School Subjects



Free-time Activities






School Trip

Lesson 1

1 Match. Then look and number.



School Trip Rules

- | | | |
|---|----------|------------------------------|
| 2 | a Get | to your teacher. |
| | b Wear | at school in your classroom. |
| | c Bring | your parents' permission. |
| | d Listen | your school uniform. |
| | e Meet | on time. |
| | f Arrive | a packed lunch. |



2 Choose and categorize the verbs in your notebook.

do every day
do for trips
both

easy phrases
hard phrases

verb + a person/place/thing
verb + at/on/to + a person/
place/thing

3 Complete the instructions. Use the verbs from Activity 1.

- 1 Arrive on time, at 8:30.
- 2 to your trainer.
- 3 your soccer ball.
- 4 your parents' permission to travel.
- 5 at the sports club.
- 6 your sneakers.



1 Look and circle.



Lesson 2




1



2



3



4



5



6



- 1 In my school, we **have to** / **don't have to** wear a school uniform.
- 2 We **have to** / **don't have to** do a lot of homework.
- 3 On Saturdays, we **have to** / **don't have to** go to school.
- 4 You **have to** / **don't have to** stay in the classroom at recess.
- 5 You **have to** / **don't have to** get your parents' permission.
- 6 You **have to** / **don't have to** bring a packed lunch.

2 Write a school rules leaflet for your school.

✓ We have to ...	✗ We don't have to ...
.....
.....
.....
.....

3 Now tell your friend the rules.

We don't have to stay in the classroom at recess.



Lesson 3

idea great homework
listen ~~computers~~



1 Complete. Then act out.



There are a lot ofcomputers..... in the library.
You can use those for your



Yes, and [name] knows all about computers. It's a good
..... to to what he/she says.



That's ! Thank you.



2 Read the story in your Student Book. Circle true or false.

- 1 The children don't like going to the Fun Park. true / **false**
- 2 Miss Callum isn't very nice. true / false
- 3 The children's parents have to sign the permission slip. true / false
- 4 Nicholas isn't listening because he's writing. true / false
- 5 The children are looking at Nicholas. true / false

3 What happens next? Choose and check (✓).



2 Nicholas forgets his packed lunch, but his friends give him some food.



3 Nicholas forgets his bathing suit and he can't go on the waterslide.



1 How do people help Nicholas? Complete.



Lisa helps
Nicholas.
She stops
.....

At lunch time,
the children help
Nicholas.
They share
.....

Keenan helps
Nicholas. He gives
him



Lesson 4

Time to Think



2 Circle.

- The children like / don't like Nicholas.
- They think Nicholas is silly / funny.
- Nicholas is good at / not very good at making things.
- Lisa is / isn't nice to Nicholas.
- Nicholas wants to thank / help his friends.



3 Imagine you help Nicholas. Write a story in your notebook. Use the Story Builder.



Hello, Nicholas. Are you ... ?
Don't you have ... ?
Here, Nicholas. You can have my ...
Thanks!
You have to ...



4 Connect to Me

Are any of the characters in the story like you?

..... is like me because

.....