

# Story Central Plus

**Exam  
Booster**  
for every unit

Activity Book  
**2**  
with Digital Book



# Story Central plus





Macmillan Education Limited  
4 Crinan Street  
London N1 9XW

Companies and representatives throughout the world

**Packs:**

*Story Central Plus* Level 2 Activity Book with Digital Activity Book ISBN 978-1-380-07004-3  
*Story Central Plus* Level 2 Student eBook with Reader eBook, CLIL eBook, and Digital Activity Book ISBN 978-1-380-06993-1  
*Story Central Plus* Level 2 Teacher Edition with Student eBook, Reader eBook, CLIL eBook, Digital Activity Book, Teacher Resource Center, and Test Generator ISBN 978-1-380-06094-5

**Components:**

*Story Central Plus* Level 2 Digital Activity Book ISBN 978-1-380-07009-8

Text, design and illustration © Macmillan Education Limited 2021  
Written by Viv Lambert ELT Limited

The authors have asserted their right to be identified as the authors of this work in accordance with the Copyright, Designs and Patents Act 1988.

*Story Central* is a registered trademark published by Macmillan Education Limited

This edition published 2021

First edition entitled *Story Central* published 2015 by Macmillan Education Limited.

All rights reserved. No part of this publication may be reproduced, stored in a retrieval system, or transmitted in any form or by any means, electronic, mechanical, photocopying, recording, or otherwise, without the prior written permission of the publishers.

Designed by Liz Adcock

Illustrated by Robin Boyden (Pickled Ink) pp. 16–17; Nikki Dyson (Advocate Art) p. 65; Staffan Gnosspelius (Pickled Ink) pp72–73; Sarah Horne (Advocate Art) pp. 7, 10, 14, 22, 26, 30, 37, 47, 55, 58, 62, 63, 66, 74, 76; Andy Keylock (Beehive Illustration) pp. 4, 5, 10, 12, 14, 18, 20, 26, 28, 30, 35, 36, 38, 39, 41, 42, 45–47, 50, 53, 54, 58, 59, 61, 63, 66, 69, 74, 75, 77, 79, 80, 83, 85, 86, 87, 89, 90, 92, 94, 101, 104; Ayesha Lopez (Advocate Art) pp32–33; Andrew Painter pp. 40–42; Carl Pearce pp. 8–9, 12; Louise Redshaw (Plum Pudding Illustration) pp. 24–25; Stephen Reed (The July Group) pp. 4, 6, 11, 13, 15, 21, 23, 27, 29, 31, 34, 39, 44, 46, 52, 54, 56, 57, 60, 61, 67, 68, 70, 71, 73, 78, 81, 82, 84, 87, 88, 91–93, 95; Shahab Shamshirsaz (Sylvie Poggio Artists Agency) p. 49; Steven Wood (Advocate Art) pp. 3–77, 80.

Cover design by Wild Apple Design Ltd. and Roberto Martinez

Cover illustration by Steven Wood (Advocate Art)

Picture research by Composure

**Author's acknowledgements**

Thank you to the team at Macmillan for their support and also to Tracy Traynor for her invaluable input and advice.

The authors and publishers would like to thank the following for permission to reproduce their photographs:

**Getty Images**/Darrell Gulin (b)p. 101, Getty Images/Grant Ordelheide/Aurora Photos (a)p. 101, Getty Images/Jiranan Wonsilakij/EyeEm (c)p. 101.


These materials may contain links for third party websites. We have no control over, and are not responsible for, the contents of such third party websites. Please use care when accessing them.

The inclusion of any specific companies, commercial products, trade names or otherwise does not constitute or imply its endorsement or recommendation by Macmillan Education Limited.



# Contents

<b>Welcome .....</b>	<b>page 4</b>
<b>Chapter 1 Tall or Short? .....</b>	<b>page 6</b>
<b>Chapter 2 Our School .....</b>	<b>page 14</b>
<b>Chapter 3 What's the Weather Like? .....</b>	<b>page 22</b>
<b>Chapter 4 Eat, Sleep, Play! .....</b>	<b>page 30</b>
<b>Chapter 5 Sports for All .....</b>	<b>page 38</b>
<b>Chapter 6 My Day .....</b>	<b>page 46</b>
<b>Chapter 7 Busy Lives .....</b>	<b>page 54</b>
<b>Chapter 8 Habits and Habitats .....</b>	<b>page 62</b>
<b>Chapter 9 Town and Countryside .....</b>	<b>page 70</b>
<b>Exam Booster .....</b>	<b>page 78</b>





# Welcome Back, Everyone



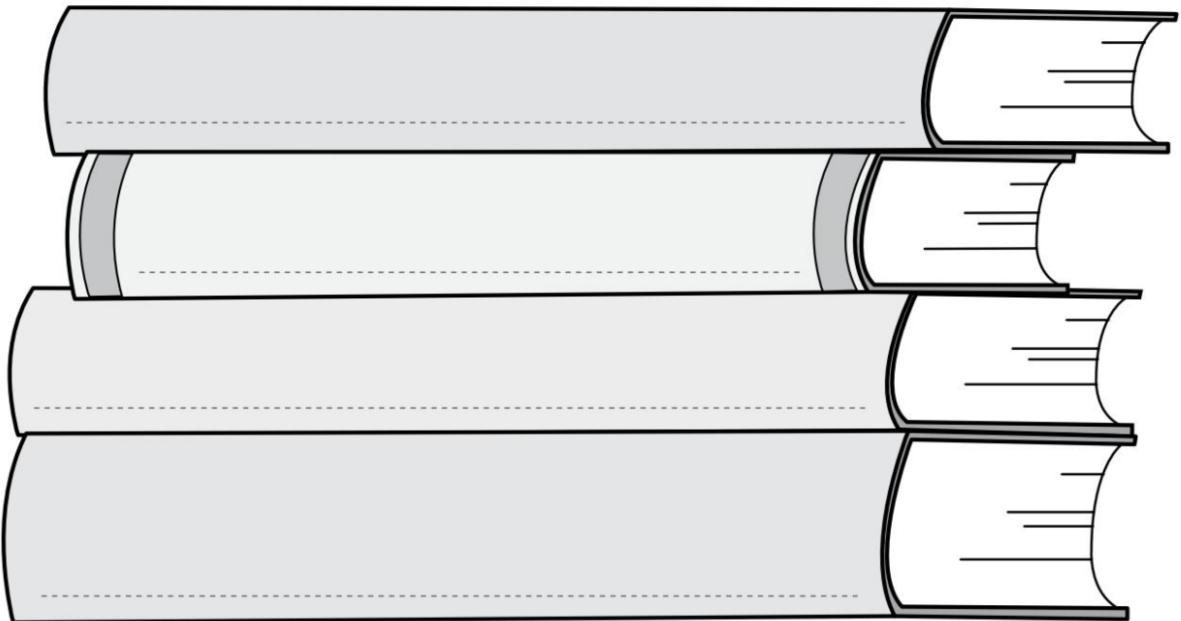
**1** Complete. Then ask and answer for the author.

When's  
~~name~~  
Can  
favorite  
like  
please  
pets



- 1 What's your name ?
- 2 What's your \_\_\_\_\_ story?
- 3 Do you have any \_\_\_\_\_ ?
- 4 Do you \_\_\_\_\_ pizza?
- 5 \_\_\_\_\_ you skate?
- 6 \_\_\_\_\_ your birthday?
- 7 Can you sign my book, \_\_\_\_\_ ?

**2** What are your favorite stories? Write the titles.





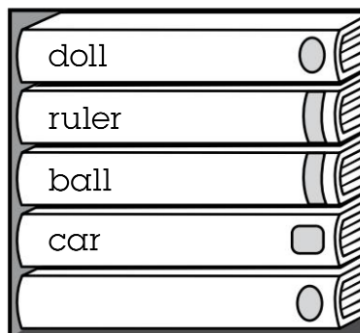
**3** Circle the word that doesn't belong on each shelf.  
Then write the topic word.

food hobbies ~~birthdays~~ toys animals house town family

**1** birthdays




**2**



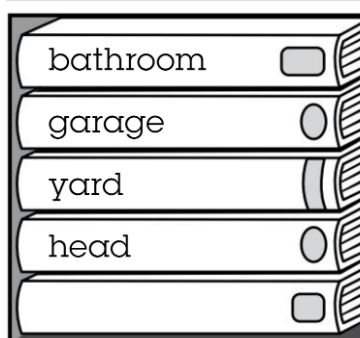
**3**



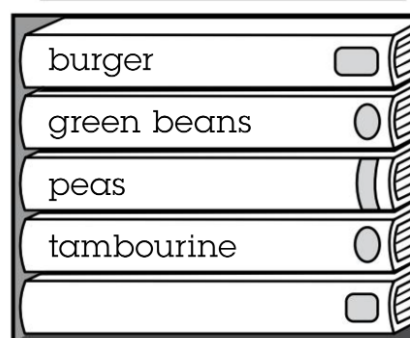
**4**




**5**




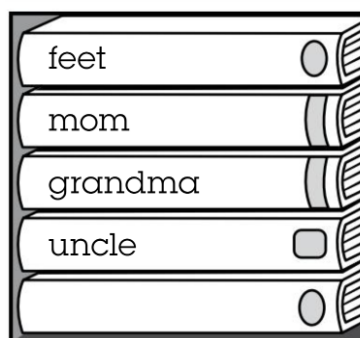
**6**



**7**



**8**



**4** Write another word on each shelf.



# Tall or Short?

## Lesson 1



**1** Look and circle.



- 1 long hair / short hair
- 2 curly hair / straight hair
- 3 blond hair / black hair
- 4 beard / mustache
- 5 hat / glasses

**2** Write the words from Activity 1 in two groups for you.

I have ... ✓

I don't have ... ✗





## Lesson 2



### 1 Look and complete.



curly  
~~tall~~  
beard  
short  
glasses  
mustache

1 What does Robert's dad look like?

He's tall. He has a ..... and a .....

2 What does Robert's mom look like?

She's ..... She has ..... hair and

.....

### 2 Write about two people in your family.

1 My ..... is ..... He has .....

2 My ..... is ..... She has .....

### 3 Now ask a friend about their family.

What does your  
brother look like?

He's short.  
He has blond hair.



## Lesson 3



**1** Find things to give your friend and circle. Then act out.

Hey, [name]. This is / These are  
for me / you.

Thank you!  
That's nice / silly.


Thank you, [name]. And this is /  
these are for me / you.



**2** Read the story in your Student Book.  
Circle T (true) or F (false).

- |                               |              |
|-------------------------------|--------------|
| 1 Jack is hungry.             | <b>T</b> / F |
| 2 The cow is tall and fat.    | T / <b>F</b> |
| 3 Jack and his mom are poor.  | T / <b>F</b> |
| 4 The man has money for Jack. | T / <b>F</b> |
| 5 Jack's mom is happy.        | T / <b>F</b> |

**3** What happens next? Draw.






## Lesson 4

Time to Think




-  **1** Circle the words from the story and write.



brown



-  **2** Who says it? Write the names.

1 ..... Jack ..... : Mom, there's a giant up the beanstalk.

2 ..... : Shh! Come in. Here, this is for you.

3 ..... : Who's that boy?

4 ..... : A gold egg! Thank you!

- 3** Who's your favorite character? Choose and check (✓).

☐☐☐☐