

# NEXT STATION

2

WORKBOOK

Amanda Cant



# CONTENTS

## VOCABULARY

## GRAMMAR

## FEATURES



PAGES 4-10

sit down, stand up, talk,  
clean up, shout, run  
*the alphabet*

Don't shout.  
Sit down, please.  
How do you spell ...?

**Country:** Canada  
**Spelling:** ake  
**Values Project:**  
Make a *Polite* Sign



PAGES 11-19

second, minute, hour,  
morning, afternoon,  
evening  
get up, have breakfast,  
go to school, have lunch,  
have dinner, go to sleep

What time is it?  
It's ... o'clock.  
I ... at ... o'clock.

**Country:** Germany  
**Spelling:** ime, ine  
**Values Project:**  
Make a Planner



PAGES 20-26

sheep, chicken, donkey,  
duck, goat, cow  
ladybug, grasshopper,  
caterpillar, mosquito,  
butterfly, ant

This is / That's a...  
These / Those are ...  
What's this / that?  
It's a / an ...  
What are these / those?  
They're ...

**Country:** Kenya  
**Spelling:** one, ose  
**Values Project:**  
Take Care of a  
Clay Animal



PAGES 27-35

peppers, carrots,  
potatoes, onions, beans,  
tomatoes  
cookies, French fries,  
hamburgers, sandwiches,  
ice pops, pancakes

Do you like ...?  
Yes, I do. / No, I don't.  
I like ...  
I don't like ...

**Country:** Turkey  
**Spelling:** une, oon  
**Values Project:**  
Make a *New*  
*Things* Poster



PAGES 36-42

play the guitar, speak  
Vietnamese, climb a  
tree, touch your toes, do  
taekwondo, jump rope  
fly, swim, hop, sing, walk,  
ride a horse

Can you ...?  
Yes, I can. / No, I can't.  
I / He / She /  
They can ...  
I / He / She /  
They can't ...

**Country:** South  
Korea  
**Spelling:** ea, ee  
**Values Project:**  
Make an *I Can*  
Collage

**VOCABULARY**
**GRAMMAR**
**FEATURES**

**PAGES 43-51**

play soccer, watch TV, sing karaoke, play computer games, read books, play board games

draw, make models, listen to music, dance, paint, do puzzles

What do you like doing?  
I like ...-ing.  
I don't like ...-ing.  
He / She likes ...-ing.  
He / She doesn't like ... -ing.

**Country:** Argentina  
**Spelling:** ai, ay  
**Values Project:** Make a Friendship Bracelet


**PAGES 52-58**

house, castle, boat, trailer, apartment, cave  
ocean, desert, jungle, woods, city, country

He / She / It lives in ...  
Where do you live?  
I live in ...

**Country:** Mongolia  
**Spelling:** igh, y, ie  
**Values Project:** Make a Welcome Sign


**PAGES 59-67**

piano, trumpet, tambourine, violin, drums, recorder  
Sunday, Monday, Tuesday, Wednesday, Thursday, Friday, Saturday

Do you play ...?  
Yes, I do. / No, I don't.  
Does he / she ... on ...?  
Yes, he / she does.  
No, he / she doesn't.

**Country:** Australia  
**Spelling:** oa, ow  
**Values Project:** Make a Promise Card


**PAGES 68-74**

airplane, bus, helicopter, car, train, motorcycle  
Multiples of 10: 10-100

I don't go to ... by ...  
I go by ...  
He / She doesn't go to ... by ...  
He / She goes by ...  
How many ... are there?  
There are ...

**Country:** Thailand  
**Spelling:** ue, ew  
**Values Project:** Make a Display


**PAGES 75-83**

shirt, pants, skirt, shoes, sweater, sneakers  
long, short, big, small, old, new

This is ...'s ...  
These are ... 's ...  
He / She has ...

**Country:** Peru  
**Spelling:** th  
**Values Project:** Make a Sharing Token



**1** Connect the words and pictures.

1 shout



2 clean up

3 sit down

4 stand up

5 run

6 talk



**2** Circle the one that's different. Then check (✓).

1 a



b



c



run



sit down



2 a



b



c



shout






talk









1 Match the sentences and pictures.



- 1 Stand up, please.
- 2 Don't shout.
- 3 Don't sit down.
- 4 Run, please.
- 5 Don't talk.
- 6 Clean up, please.



2 Unscramble and write.

- 1 nleCa pu, sleeap
- 2 tDno klta
- 3 notD nur
- 4 tSi wnod, epeals

- C \_ l \_ e \_ a \_ n \_ u \_ p , p \_ \_ \_ \_ \_ !
- D \_ \_ n ' \_ \_ \_ \_ !
- D \_ \_ n ' \_ \_ \_ \_ n !
- S \_ \_ t \_ \_ \_ w \_ \_ , \_ \_ \_ \_ \_ e !



1 Read. Then underline ake.



Jake has a cake.



Now Jake's cake is in the lake!

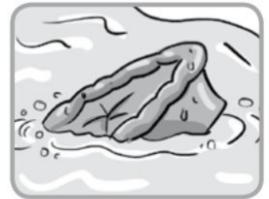


2 Write *ake*. Then connect.

1 There's a sn a k e.

2 J \_\_\_\_\_ has a c \_\_\_\_\_.

3 Now J \_\_\_\_\_'s c \_\_\_\_\_ is in the l \_\_\_\_\_!



## MAKE A POLITE SIGN

Be polite!

You need:



paper



markers

Draw a sign.



Draw a picture and complete the sign.



Write the rule.



Make a display in your classroom or school.



### About Me

Are you polite at school and at home?



1 Circle the letters that sound similar.

1 B

D/O

4 G

Q/E

2 K

C/J

5 I

H/Y

3 V

B/W

6 P

Z/R

2 Spell your name and your favorite animal.

N-i-k-i.  
P-a-n-d-a.



TRACK 7



3 Listen. Then write the letters in the correct color.



G, J = red

E, I = blue

K, W, Y = green

A B C D \_ F \_

H \_ \_ \_ L M N

O P Q R S T U V

\_ X \_ Z





1 Connect the words and pictures. Then spell.

1 chair





2 pencil

3 ruler

4 clock

5 eraser

6 desk



2 Complete the questions. Then write the answers.




1 How do you spell



?

e r a s e r

2 How do you \_\_\_\_\_



?

r u l e r

3 \_\_\_\_\_ do you spell



?

t a k

4 How do \_\_\_\_\_ spell



?

h u