

3

Macmillan

English

Fluency Book




Mary Bowen

Louis Fidge

Liz Hocking

Wendy Wren





Dear Parents,

Macmillan English 2 consists of three books: the Fluency Book, the Language Book and the Practice Book. Each book is an essential part of the course.

The **Fluency Book** is the first book which students work with. It consists of a story in 18 episodes (or units) and has three main functions.

- ★ It introduces the **grammar** structures which are taught and practised in each unit in all three books. These structures are presented in a meaningful and lively context – an exciting adventure story. Students can see that they are learning ‘real’ language.

The grammar structures are highlighted in a purple box in each unit.

- ★ It introduces **vocabulary** and **themes** which will be further developed in the Language Book, preparing students for the reading texts that they will meet there.
- ★ It is specifically designed to improve students’ **fluency**, especially in spoken English. Students will find reading the story motivating and interesting and this will help improve fluency generally.

The story is presented in a number of ways.

- Some of the pictures have a description explaining what is happening.
- In the pictures, speech bubbles are used to show what people are saying.
- Each unit also has a longer dialogue, set out like a play. This makes it easy for children to read and act out and for all students to get a chance to speak. Using the dialogue, students can practise the main grammar structures of the unit, as well as conversational expressions. This will help students become more fluent.

There is also an audio recording of the whole story. By listening and repeating, students can improve their pronunciation and intonation.

The Fluency Book is an essential part of *Macmillan English*, with its presentation of **grammar** and **vocabulary** and, most importantly, its emphasis on **spoken English**. Children will enjoy the colourful pictures, lively characters and exciting plot, and will have fun solving the puzzles throughout the story.

We wish all the children using this book success with their English studies!

With best wishes,


Mary, Printha, Louis, Liz and Wendy

Narrative text sets the scene for this unit.

Small pictures and speech bubbles move the story along.


8 Pirates!

Hooray! Polly caught the key and flew back with it.



Now they had three of Gloomdrop's keys. Where was key number four? Tex took off again.

After a short, bumpy flight Tex landed. Where were they this time? They were on the sea, on a big sailing ship.



- Wow! This is fantastic!
- Sssh, Ben! Be quiet! These men are pirates.
- Are they dangerous?
- Perhaps.
- Oh! I'm scared!
- Is the next key on this ship?
- Have the pirates got it?
- I don't know.

22 We must be careful. You must not make a noise.

- We must look for it.
- Yes, but we must be careful.
- OK.
- Walk slowly and quietly.
- We mustn't make a noise.
- They musn't see us.
- Come on. Let's go!
- Strangers on the ship!
- Strangers on the ship!
- Oh, no!

The pirates saw the children and started to run towards them.

What are you doing on our ship?

Come here!



Miss Plum and the children were very frightened. They turned and ran towards Tex. They opened the door and ...

23

The important grammar structures of the unit are clearly shown at the bottom of the first page.

The main dialogue of the unit is presented as a play. It contains examples of the grammar structures, conversational phrases and expressions which will help fluency.

The unit ends with narrative text which encourages interest in the next episode of the story.


Princess Starlight

Miss Plum



Gloomdrop

Polly



Tilly

Sam

Nina

Ben

Jack



Mobi