

Teacher's
Guide

Lorena Peimbert
Diana Jones
Annette Flavel
Michael Rowley

Happy Campers 4

Second Edition



Macmillan Education
Macmillan Publishers, S.A. de C.V.
Insurgentes Sur 1457, Piso 25 y 26,
Insurgentes Mixcoac, Alcaldía Benito Juárez, C.P. 03920,
Ciudad de México, México.
Tel: (55) 5482 2200
Toll free: (800) 614 7650
mx.elt@macmillaneducation.com
www.macmillanenglish.com/mx

Companies and representatives throughout the world

Happy Campers Second Edition Teacher's Guide 4

Text, design and illustration D.R. © Macmillan Publishers,
S.A. de C.V., 2020
Written by Michael Rowley

Happy Campers is a registered trademark, property of Springer
Nature Holdings Limited.

Based on *Happy Campers*, © Macmillan Education Limited, by
Lorena Peimbert, Diana Jones and Annette Flavel 2015

Published under Licence. First Published 2015, by Macmillan
Education, a division of Springer Nature Limited.

Second digital edition published 2021

All rights reserved. No part of this publication may be
reproduced, stored in a retrieval system or transmitted in any
form or by any means, electronic, mechanical, photocopying,
recording, or otherwise, without the prior written permission of
the publishers.

Teacher's Guide Credits:

Original design by Alejandro Flores, Gustavo Hernández and
Cynthia Valdespino
Page make-up by Black Blue Impresión y Diseño S.A. de C.V.
Cover design by Alejandro Flores, Gustavo Hernández and
Cynthia Valdespino
Cover photograph by © Adobe Stock, © iStockphoto

Student Book Credits:

Text, design and illustration © Macmillan Publishers,
S.A. de C.V., 2020
Written by Katherine Jean Manson

Original design by Alejandro Flores, Gustavo Hernández and
Cynthia Valdespino

Page make-up by Black Blue Impresión y Diseño S.A. de C.V.
Student Book pages illustrated by: Carolina García: pp. 26,
38, 50, 62, 86, 98; Héctor Borlasca: pp. 3, 8, 9, 10, 12, 13, 17,
18, 19, 20, 22, 24, 25, 26, 27, 28, 29, 30, 31, 32, 33, 34, 39,
40, 41, 42, 43, 44, 45, 46, 49, 51, 52, 53, 54, 55, 56, 57, 58,
59, 63, 64, 65, 66, 67, 68, 69, 70, 72, 73, 75, 76, 77, 78, 79,
80, 82, 87, 88, 89, 91, 92, 93, 94, 97, 99, 100, 101, 102; Scott
Burroughs: pp. 10-11, 22-23, 34-35, 46-47, 58-59, 70-71, 82-
83, 94-95; Serge Bloch: pp. 7, 14, 26, 38, 50, 62, 74, 86, 98

Cover design by Alejandro Flores, Gustavo Hernández and
Cynthia Valdespino
Cover illustration by Beto Petiches
Cover photograph by © iStockphoto, © Adobe Stock,
George Contorakes
Picture research by Ana Farfán and Jorge Martínez

The authors and publishers would like to thank the following
for permission to reproduce their photographs: **Getty Images**
pp. 6, 9, 11, 13, 14, 15, 16, 19, 21, 23, 26, 33, 35, 36, 37, 38,
45, 47, 48, 49, 50, 56, 57, 59, 60, 62, 64, 69, 71, 74, 79, 81, 83,
84, 85, 86, 87, 90, 93, 95, 96, 97, 98, 102, 103; **©iStockphoto**
pp. 8, 14, 20, 32, 44, 45, 50, 56, 57, 62, 68, 80, 84, 92, 96, 104

Workbook Credits:

Text, design and illustration D.R. © Macmillan Publishers,
S.A. de C.V., 2020
Written by Katherine Jean Manson

Original design by Alejandro Flores, Gustavo Hernández and
Cynthia Valdespino
Page make-up by Black Blue Impresión y Diseño S.A. de C.V.
Workbook pages illustrated by: Zaira Zamudio: pp. 2, 3, 4, 5, 8,
9, 13, 14, 15, 17, 18, 19, 20, 21, 22-23, 24, 25, 26, 30, 31, 32,
34-35, 36, 37, 38, 42, 43, 44, 45, 46-47, 48, 49, 50, 52-53, 55
Cover design by Alejandro Flores, Gustavo Hernández and
Cynthia Valdespino
Cover illustration by Beto Petiches
Cover photograph by © iStockphoto, © Adobe Stock, George
Contorakes
Picture research by Ana Farfán and Jorge Martínez

The authors and publishers would like to thank the following
for permission to reproduce the photographic material: **Getty
Images** pp. 6, 7, 10, 11, 12, 13, 16, 17, 18, 19, 25, 27, 28, 29,
31, 33, 37, 39, 40, 41, 43, 45, 49, 51, 54, 55; **©iStockphoto**
pp. 27, 33

These materials may contain links for third party websites.
We have no control over, and are not responsible for, the
contents of such third party websites. Please use care
when accessing them.

CANIEM No. 2275

ISBN: 978-607-473-830-8

Table of Contents

About Happy Campers Second Edition	5
Student's Book	6
Workbook	10
Teacher's Guide	11
Digital Components	13
Scope and Sequence	14
Unit 1 Clothes and Accessories	16
Unit 2 Morning Routine	34
Unit 3 Professions	52
Unit 4 Free-time Activities	70
Unit 5 Animals	88
Unit 6 Health Problems	106
Unit 7 Countries and Languages	124
Unit 8 Routines	142
Workbook Notes	160



About Happy Campers Second Edition

This second edition of *Happy Campers* maintains the feature of providing a learning environment in which teachers and students feel a continuous sense of achievement and satisfaction. It also keeps its contents, approach, graded scope and sequence, and straightforward methodology. Moreover, just like the first edition, it helps build confidence and encourages a positive attitude towards English language learning through lessons and activities focused on simple and achievable goals.

Key Features

- Properly labeled one-page lessons for presentation and practice of Vocabulary, Grammar, Vocabulary in Context, Grammar in Context, Reading, and Writing.
- Extra scaffolding and practice in grammar and writing lessons that allow students to consolidate their learning.
- Additional productive interaction in grammar lessons.
- Full-color Extra Practice pages for lessons 1-4 at the end of each unit.
- For levels 1-3, phonics awareness activities derived from the reading text.
- It's Our World page where students engage in a fun activity that raises awareness about socio-emotional education, sustainable development, health and well-being, or cultural diversity.
- New digital components for both students and teachers.
- A new Workbook to consolidate Vocabulary, Grammar, Reading, Writing, Phonics and Song (for levels 1-3) and Speaking (for levels 4-6). It also includes a Starter lesson to level up students.
- Photo flashcards for all levels.
- New layout, design, pictures, and illustrations.

Components

For the students:

- Student's Book
- Workbook
- Digital Component:
 - Digital Student's Book
 - Interactive activities
 - Class videos and audios

For the teacher:

- Teacher's Guide
- Digital Component:
 - Digital Student's Book, videos, and audios
 - Digital Teacher's Guide
 - Projectable and printable posters
 - Assessment Pack
 - Customizable lesson plans
 - Audio script
 - Photo flashcards



The *Happy Campers Second Edition Student's Book* is clearly divided into lessons and sections with different aims. This new edition puts emphasis on productive skills, extra scaffolding, and extended practice.

Lesson 1 presents vocabulary about a specific subject and the unit's song.

The vocabulary section provides plenty of exposure and practice and allows students to see, listen to, and pronounce the new vocabulary in context.

The song introduces the unit's language in a fun and memorable way where students will first practice their listening skills and then practice their pronunciation as they sing along using the lyrics on the page.

Lesson 1
Vocabulary A-Z

Unit 1

Clothes and Accessories



hat



raincoat



scarf



boots



coat



shoes



gloves



sweater

1 Listen. Then echo.

2 Listen and complete.

Favorite Clothes

<p>What are his favorite clothes to wear When it's cold outside? These are his favorite clothes to wear! He can wear them anywhere! This is his _____, and these are his _____! These are his favorite _____ to wear When it's cold outside!</p>	<p>What are her favorite clothes to wear When it's cold outside? These are her favorite clothes to wear! She can wear them anywhere! This is her coat, and these are her _____! These are her favorite _____ to wear When it's cold outside!</p>
--	--

3 Sing: *Favorite Clothes*.

Lesson 2
Grammar

1 Underline.

- These are / This is her coat.
- These are / This is his gloves.
- It's Sally's favorite sweater.
This is her / his sweater.
- These are / This is Bob's boots.
These are her / his favorite boots.

2 Look and complete.


These
are
This
her
are

- These _____ her boots.
- _____ is her umbrella.
- This is _____ T-shirt.
- _____ her pants.


3 Complete.


- _____ are his boots.
- These _____ her gloves.
- These are Bob's shoes. They are _____ shoes.
- This is Sally's raincoat. This _____ her raincoat.


4 Talk about the kids.




This is her hat.







These are his gloves.



Lesson 2 presents grammar activities that guide students from controlled to free practice using extra scaffolding.

The Focus box shows examples of the new grammar structure that students will practice in the lesson.

The last activity provides students with an opportunity to improve their productive skills.

Lesson 3 Vocabulary in Context A-Z

1 Look. Who is looking at the photos?

Can you guess what Clare's photo is?
Easy! It's her bracelet!
No, it isn't. It's her key chain!
Are these Sam's sunglasses?
Yes, they are!
No, they aren't. They're his stickers!

04 **2 Read and listen.**

05 **3 Listen and write. Then say.**

a) _____ b) _____

c) _____ d) _____

e) _____ f) _____

Watch the video.

10

Lesson 4 Grammar in Context A-Z

04 **1 Listen again and read.**

Is this your lunchbox?
Good guess! Yes, it is!
Is this your umbrella, Tom?
It's an umbrella. But it's not mine! This is your umbrella, Jill!

2 Underline.

a) Is / Are this her key chain? No, it is / isn't.
b) Is / Are these your stickers? Yes, they is / are.
c) Is / Are this your bracelet? Yes, it is / they are.
d) Is / Are these his sunglasses? No, they isn't / aren't.

3 Complete.

a) _____ your umbrella? Yes, _____.
b) _____ your lunchbox? No, _____.
c) _____ his hat? Yes, _____.
d) _____ her boots? No, _____.

4 Ask and answer questions about your belongings.

Is this your lunchbox?
Are these your stickers?
Yes, it is.
No, they aren't.

11

Lesson 3 provides a fun comic strip with an audio track that helps students develop reading and listening skills while they learn new vocabulary in a relatable context.

It also provides students with a dictation-like activity that allows them to improve their listening and pronunciation skills.

Lesson 4 provides the opportunity to notice the use of the lesson's extended grammar structures through the same comic strip they have read and listened to in Lesson 3.

Through this well-scaffolded language input, students will practice grammar and then produce a conversation using it.

Extra Practice Lesson 1 A-Z

1 Write. Then complete the puzzle.
→ across

down

Extra Practice Lesson 2 A-Z

Match.

key chain
umbrella
lunchbox
bracelet
hat
boots
sunglasses

words. Then find the mystery word.

Mystery word

Extra Practice Lesson 3 A-Z

Are these her stickers?
Yes, they are / No, they aren't.

Is this her bracelet?
Yes, it is / No, it isn't.

Are these your sunglasses?
Yes, they are / No, they aren't.

Is this your lunchbox?
Yes, it is / No, it isn't.

Is this your umbrella?
Yes, it is / No, it isn't.

16 17 18 19

The pages in the Extra Practice section provide extended practice, review activities, and Reminder boxes to help students remember and assimilate the new language from Lessons 1 to 4. They can be done in class or at home.

Lesson 5 offers a selection of fiction and nonfiction texts to consolidate, review, and extend the target vocabulary and grammar while developing reading and listening skills.

This lesson aims at developing reading strategies such as prediction, scanning, reading for gist, or understanding specific details. For this purpose, this section includes a pre-reading activity and an audio track to support listening and pronunciation skills.

Lesson 5 Reading

- 1 Look. Underline Grandma's favorite things.
 a) bracelet b) hat c) sunglasses d) coat e) gloves

2 Read and listen.

Favorite Things

Carol wants to know about Grandma's favorite things.
 "This is my bracelet. It's one of my favorite things," Grandma says.
 Her bracelet is very beautiful.



"Are these your gloves, Grandma?"
 "Yes, they are. They're my favorite."
 "Is this your favorite hat? It's funny!"
 "Yes! I love that hat!"

"Is it Grandpa's sweater?"
 "Yes," Grandma says.
 "Cool! Is it one of his favorite things?"
 "Yes! And these are his favorite sunglasses."



There is a big box of photos.
 Carol and Grandma look at the photos for hours.
 Grandma has a lot of favorite things.
 But most of all, she likes to spend time with Carol.

Lesson 6 Writing

1 Listen again to *Favorite Things*.

2 Answer.

- a) Is this her bracelet? _____
 b) Are these his gloves? _____
 c) Is this her sweater? _____

3 Complete with your favorite things.

a) <u>shoes</u>	My Favorite Things	e) _____
b) _____		f) _____
c) _____		
d) _____		

4 Write about your favorite things.

My Favorite Things

These are my favorite things. This is my _____

Lesson 6 provides activities such as writing single words, phrases, sentences, and paragraphs, focused tasks based on a text, guided writing, process writing, and free writing. These activities provide the proper scaffolding for students to produce their own texts.

How the Unit Ends

This course is part of Macmillan's Education for Sustainable Development and Citizenship Program which: deepens students' **knowledge** of sustainable development and global citizenship; helps them build the collaborative, creative, communicative, and critical thinking skills required to thrive in an interconnected world; and supports them in developing attitudes to engage positively in tangible **actions** in their communities and the world.



Education for Sustainable Development and Citizenship

These activities will expose students to the concepts of diversity, responsibility toward our planet, awareness of our interdependence, and respect for other people and cultures according to UNESCO's four pillars. The It's Our World activities aim to broaden students' view of the world and their role in it. Students will also develop 21st century skills like creativity, collaboration, communication, and problem-solving.



It's Our World

Recycling Clothes and Accessories

- List clothes and accessories you can give and receive.

- Talk about the clothes and accessories you want to give and receive.

These are my gloves. This is my sweater.

- Play a game. Put some clothes and accessories in a pile, blindfold a friend and have them guess what it is. Follow the example below.

Is this a scarf? No, it isn't.

Are these gloves? Yes, they are!

How does recycling clothes and accessories help the planet?

14

Review

- Write. 0 / 5

- _____
- _____
- _____
- _____
- _____

- Underline and match. 0 / 5

- This / These is my hat.
- This / These are her stickers.
- These is / are his shoes.
- Is / Are this her coat?
- Is this / these her key chain?

15

The **Review** page helps students consolidate the grammar structures and vocabulary they worked on previously, which is essential to learning. Seeing their own progress will make students happy campers!

The *Happy Campers Second Edition Workbook* is designed to support students with speaking, listening, reading, and writing skills. It also includes a **Starter** lesson that can be used for vocabulary and grammar review or as a previous course diagnostic activity. The Starter lesson is an effective tool to level up students as they start their new course.



Vocabulary Review and **Grammar Review** pages focus on reinforcing the new words and grammar structures students learned throughout each unit.

The **Reading** section provides either fictional stories or informative nonfiction texts for additional practice developing reading comprehension skills and exploring vocabulary in context. Each text is supported by a dramatized reading available in an audio and a simple activity for sequencing events and identifying main ideas or specific information.




The **Writing** section provides practice to interpret, organize, and personalize information, and to describe characters, places, and situations. These activities provide a proper step by step sequence to help students produce their own texts.



The **Speaking** section presents a picture for students to develop visual literacy skills to practice vocabulary through speaking. It reinforces the sense of accomplishment in students as they can actually use what they have been learning throughout the unit.


The *Happy Campers Second Edition Teacher's Guide* is designed to help teachers create a positive environment in which their students can flourish.




Each unit opens with a comprehensive overview of the language, skills, and detailed explanations about the It's Our World activity, which allow teachers to prepare the lessons ahead.


The **Teacher Workshop** is a unique program of strategies to enhance the classroom experience. It includes ideas on how to use technology, teaching with games, classroom management tips, and suggestions on how to use the different series components.

It includes interleaved Student's Book pages with answers.

The lessons are divided into sections for teachers to deliver effective, time efficient classes. It includes ideas to start and finish each class, and a pacing guide  to support teachers in keeping students on track.




Try this! Explain to students that they will play a game to practice the vocabulary from Activity 1. Choose a volunteer to stand up and act out putting on an item of clothing from Activity 1. Have the class say the item of clothing out loud. Then pair up students and have them take turns acting out and guessing the remaining words for clothes. Monitor and provide help as needed.

 Page 18 can be completed as extra practice.


The **Try this!** box features alternative activities.

Mixed Abilities For the Try this! activity, take into account that not all of the students feel comfortable performing before the class. It might be a good idea to ask outgoing students to act out putting on the items of clothing while shier students guess the word.

 Use the Flashcards for Unit 1.

This tag suggests when you can use the vocabulary flashcards to visually reinforce the new words or phrases of the unit.

The **Mixed Abilities** box provides classroom management tips and activities to help teachers deal with the different levels of skills among students.

 If possible, use the Student's Digital Component to watch the video.

You can play the comic strip in a video for students to hear and watch the unit's vocabulary and grammar in context.

The *Happy Campers* vibrant music and vocal program includes echoes, songs, cheers, dictations, comic strip stories, and fiction and nonfiction reading and listening texts.

TRACK 01

Two audios exclusively for teachers –a joyful song to activate the class and the characters' introduction track.

CHEER 01


You can have students practice their listening and writing skills and the unit's grammar with the Cheers suggested for Lesson 4.

06


Your guide indicates the tracks available for your students: songs, vocabulary echoes, comic strip stories and out-loud reading of texts.

Workbook Section in the Teacher's Guide

The Workbook section in the Teacher's Guide includes notes to all activities and answer keys.



Notes and answer key for the Starter lesson.



Step-by-step notes on how to use the Workbook for extended practice and review.



Answer key for all the activities.

The *Happy Campers Second Edition* **Digital Components** for both the student and the teacher contain a range of downloadable and projectable materials to support both students and teachers.

For the Student

The Student's Digital Component includes access to:



- Downloadable digital Student's Book with embedded audios and videos. You may download the whole book or unit by unit to save space in your electronic devices (computers, tablets or cell phones).
- Interactive extra practice activities for grammar, reading, and writing.
- Interactive review activities that generate an automatic report for the teacher; a helpful tool to measure student's individual results.

For the Teacher

The Teacher's Digital Component contains a range of projectable and downloadable materials to support teachers and enrich the Happy Campers program:



- Digital Student's Book with embedded audios and videos. It also includes the extra practice interactive activities students work on, with a special tool that will generate a performance report to the teacher.
- Teacher's Guide in PDF format.
- An Assessment Pack that includes ready-made tests for each unit, as well as mid and end-of-year tests, both in PDF and customizable formats.
- Printable and customizable class planners for 3-hour-a-week programs.
- Printable and projectable conversation starter posters for levels 4-6 that can be used to improve pronunciation skills.
- Printable and projectable audio script of the Student's Book, Workbook, and Cheers audio tracks.
- Happy Campers Actors Pack from the first edition.

Teaching with Technology

Technology has been a fundamental tool to accelerate learning skills in classrooms. It is well known that digital devices like computers, tablets, or phones increase students' motivation and engagement.

The downloadable and projectable materials for these devices are planned to expand your course, they don't substitute core content from the Scope and Sequence. The digital materials should be used according to your own needs and pace; use them to support teaching and learning.

The *Happy Campers Second Edition* Teacher's Guide includes in each unit opener a section called **Teaching with Technology** which gives suggestions about how to use technology at home and in the class.

Unit 1

Clothes and Accessories

Pages 16-33

Cold-Weather Clothes: boots, coat, gloves, hat, raincoat, scarf, shoes, sweater

Objects: lunchbox, stickers, bracelet, sunglasses, umbrella, key chain

This is her hat, and these are her boots. This is his scarf and these are his gloves. Is this his umbrella? Yes, it is. / No, it isn't. Are these her stickers? Yes, they are. / No, they aren't.

Recycling Clothes and Accessories

Unit 2

Morning Routine

Pages 34-51

Morning Routines: wake up, brush your teeth, take a shower, get dressed, put on your shoes, brush your hair, wash your hands, dry your hands

Personal Care Items: toothbrush, comb, hairbrush, soap, toothpaste, shampoo

They brush their teeth. They don't brush their hair. Do they have soap? Yes, they do. / No, they don't. They have toothpaste. They don't have combs.

Healthy Routines

Unit 3

Professions

Pages 52-69

Workplace: airport, clinic, fire station, lab, office, police station, restaurant, theater

Job Duties: clean teeth, fly airplanes, cook food, help animals, teach students, take care of people

He works at an airport. She doesn't work at a clinic. What does a vet do? A vet helps animals. Does a pilot fly airplanes? Yes, he does. / No, he doesn't.

Professions Around You

Unit 4

Free-time Activities

Pages 70-87

Musical Instruments: cello, clarinet, cymbals, flute, piano, trumpet, tuba, violin

Free-time Activities: do gymnastics, play chess, practice karate, go shopping, watch movies, collect coins

Do you play the violin? Yes, I do. / No, I don't. Yes, we do. / No, we don't. No, I don't play the violin. What do you do for fun? I go shopping. Do you play chess? Yes, I do. / No, I don't.

Having Fun

Vocabulary	Grammar	It's Our World
------------	---------	----------------

Unit 5

Animals

Pages 88-105

Animals and Animal Body Parts: camel, dolphin, ostrich, tiger, tail, feather, fin, wing

Animal Habitats: jungle, ocean, mountains, zoo, forest, desert

What does an ostrich have? An ostrich has wings. It has wings.
Where does a camel live? A camel lives in a desert.

Protecting Animals

Unit 6

Health Problems

Pages 106-123

Body Parts: ankle, back, finger, knee, neck, shoulder, toe, wrist

Health Problems: fever, headache, broken arm, cold, toothache, cough

Does your knee hurt? Yes, it does. / No, it doesn't. My knee hurts.
What's wrong? He has a cold. He doesn't have a headache.

Being Healthy

Unit 7

Countries and Languages

Pages 124-141

Countries: Brazil, China, France, Japan, Mexico, Morocco, United States, United Kingdom

Languages: Arabic, Chinese, Spanish, Japanese, Portuguese, French

Where are you from? We're from Mexico. Is he from China? Yes, he is.
Do you speak Spanish? Yes, I do. / No, I don't. Does she speak English? Yes, she does. / No, she doesn't. Do they speak French? Yes, they do. / No, they don't.

Around the World

Unit 8

Routines

Pages 142-159

Activities: clean your room, do chores, exercise, visit with friends, make the bed, send a text, stay up late, study

Frequency Words and Time Expressions: never, every day, sometimes, every week, always, every morning

What do you do at home? I do chores. We stay up late. Do you study? Yes, I do. / No, I don't. Does he exercise? Yes, he does. / No, he doesn't. Do they visit with friends? Yes, they do. / No, they don't. When do you study? We always study.
When does he do chores? He does chores every day. When do they exercise? They never exercise.

Helping at Home

Unit 1

Clothes and Accessories

Objectives

By the end of the unit, students will:

- Identify and name cold-weather clothes.
- Identify people's possessions using *This is* and *These are*.
- Identify and name objects.
- Ask and answer questions about people's possessions.

A-Z Vocabulary

Cold-Weather Clothes: boots, coat, gloves, hat, raincoat, scarf, shoes, sweater

Objects: lunchbox, stickers, bracelet, sunglasses, umbrella, key chain

Skills

Listening: Listen for and identify objects and cold-weather clothes. Listen for specific information.

Speaking: Talk about people's cold-weather clothes using *This is* and *These are*.
Ask and answer questions about belongings.

Reading: Read a fiction text: *Favorite Things*.

Writing: Write about favorite things. Complete sentences.

Grammar

This / These, Is this ... ? Are these ... ?

Yes / No answers: This is her hat and these are her boots. This is his scarf and these are his gloves. Is this his umbrella? Yes, it is. / No, it isn't. Are these her stickers? Yes, they are. / No, they aren't.

It's Our World Sustainable Development

Recycling Clothes and Accessories

In this unit students will learn about recycling clothes. They will play a game in which they will choose clothing items from a pile and guess what they are while blindfolded. By learning that they can recycle clothes, they will be aware of the positive impact they can have on the planet. This will also make them realize how important their actions are when it comes to taking care of the environment, which will lead them to develop ecological consciousness.

Teaching with Technology

There are many online animated videos that you can use to complement students' vocabulary for clothes. They are a great way to start the class, finish the class, or as a pick-me-up when students are losing focus in class.

Teaching with Games

Game: Word Relay

Materials: a soft ball for each team

Have students form teams and line up in front of the board. The first person in each team will hold the ball. You will say a vocabulary word and the students with the ball will give it to the person behind them while repeating the word.

When the ball gets to the last person in the line, he or she will run to the board and write the word. If he or she spells it correctly, the team wins a point. Repeat with more vocabulary words. The team with the most points wins.

Classroom Management

Classroom management issues may arise when students don't know what they should be doing. Give students clear, short instructions. Give one instruction at a time, and wait until they follow it before giving the next instruction. Use the say-it, show-it, check-it intervention. Say-it (*Say Form groups of five*). Show-it (Draw a group of five children on the board.) Check-it (*Say How many students will be in each group?*) Then start the activity.

TRACK 01 Engaging the Class

You can use "The Happy Campers Song" any time you think students need to relax, focus, or have some fun before or after an activity. You could play it to welcome students into the classroom. You could even make up a choreography and have them perform it when you think it is appropriate.

How to Use the Different Components

Workbook: Use the Workbook for extra practice, homework, or to level up students that require more practice.

Flashcards: Display the vocabulary flashcards on the board and have students ask each other questions about belongings. Use the It's Our World flashcard to guide a discussion on clothing recycling.

Teacher's Digital Component:

- *Class Planner:* Read the Class Planner beforehand and use it to plan the unit's contents.
- *Poster:* Display the poster on the board and have students talk about activities.
- *Assessment Pack:* Have students complete the unit's final exam after you finish the last lesson or the Review page. For global assessment, the pack also offers a mid-term exam and an end-of-the-year exam.

Student's Digital Component and Happy Campers and The Inks app: Have students practice all the skills by completing the interactive activities.

Aim: Identify and name cold-weather clothes.

Vocabulary: boots, coat, gloves, hat, raincoat, scarf, shoes, sweater

Materials: Audio Tracks 02 and 03

Unit 1

Clothes and Accessories

Lesson 1 Vocabulary A-Z

02 1 Listen. Then echo.



boots



coat



gloves



hat



raincoat



scarf



shoes



sweater

03 2 Listen and complete.

Favorite Clothes

What are his favorite clothes to wear
When it's cold outside?

These are his favorite clothes to
wear!

He can wear them anywhere!

This is his hat,

and these are his boots!

These are his favorite clothes
to wear

When it's cold outside!

What are her favorite clothes to wear
When it's cold outside?

These are her favorite clothes to
wear!

She can wear them anywhere!

This is her coat,

and these are her gloves!

These are her favorite

clothes to wear

When it's cold outside!



03 3 Sing: *Favorite Clothes*.