



A1+
STUDENT'S BOOK PACK

BEYOND

 **macmillan**
education

Robert Campbell
Rob Metcalf
Rebecca Robb Benne



A1+

STUDENT'S BOOK

BEYOND



MACMILLAN

Robert Campbell
Rob Metcalf
Rebecca Robb Benne



**GET READY:
IT'S MY
PARTY**
pages 6–9

HELLO!

Grammar (1): I/my, you/your; Be

Vocabulary (1): Numbers 1–20, introductions, colours

IN THE PICTURE

My things

Talk about your things

Vocabulary (1): Categories

PRONOUNCE The alphabet

▶ My things



READING

World Wide Words

Read an article from a book

GRAMMAR (1)

Plural nouns; a/an, the

Talk about one or more things

UNIT REVIEW page 19



**AN A–Z
OF ME**
pages 10–19

Family and friends

Talk about your family and friends

Vocabulary (1): Family

PRONOUNCE The long /ɑ:/ sound

▶ Family and friends



I've got a new phone

Read text messages

Have got

Talk about your things, ideas and problems

UNIT REVIEW page 29



PEOPLE
pages 20–29

PROGRESS CHECK 1&2

pages 30–31



**ANIMAL
MAGIC**
pages 32–41

Adopt a pet

Talk about pets

Vocabulary (1): Pet animals

PRONOUNCE The short /ɪ/ sound

▶ Adopt a pet



Teach your pet English

Read instructions

Imperatives and object pronouns

Give orders and instructions

UNIT REVIEW page 41



PLAY
pages 42–51

Free time

Talk about your free-time activities

Vocabulary (1): Free-time activities

▶ Free time



We can!

Read an article on a website

Can/can't

Talk about the things you can do

UNIT REVIEW page 51

PROGRESS CHECK 3&4

pages 52–53



**OTHER
WORLDS**
pages 54–63

Welcome to Tomorrowtown

Talk about jobs

Vocabulary (1): Jobs

PRONOUNCE The /ə/ sound

▶ Welcome to Tomorrowtown



My perfect job

Read a questionnaire

Present simple



Ask and answer questions about habits and routines


UNIT REVIEW page 63


AT THE PARTY


Grammar (2): Be: negative, questions and short answers; question words


Vocabulary (2): Numbers 21–100, days of the week, months
phone contacts

LISTENING & VOCABULARY	GRAMMAR (2)	LANGUAGE & BEYOND 	SPEAKING	WRITING
<p>It's a small world!</p> <p>Listen to a description of where things are from</p> <p>Vocabulary (2): Countries and nationalities</p>	<p><i>This/that, these/those</i></p> <p>Talk about the things around you</p>	<p>School skills:</p> <p>Be a good classmate</p>	<p>Is it new?</p> <p>Describe things</p> <p>▶ What's it like?</p>	<p>My things (description)</p> <p>Write a description of a thing</p> 

<p>Whose is it?</p> <p>Listen to a quiz show</p> <p>Vocabulary (2): Parts of the body</p>	<p><i>Whose?; possessive 's/s' and possessive pronouns</i></p> <p>Talk about your things, family and friends</p>	<p>School skills:</p> <p>Be friendly to other students</p>	<p>On the phone</p> <p>Talk on the phone</p> <p>▶ You've got the wrong number</p>	<p>My favourite person (description)</p> <p>Write a description of a person</p> 
---	---	---	--	--

<p>A new neighbour</p> <p>Listen to a description of a room</p> <p>Vocabulary (2): Things in your room</p>	<p><i>There is / there are</i></p> <p>Describe a room</p>	<p>School skills:</p> <p>Prepare your things for school</p>	<p>You're welcome</p> <p>Ask for and give things</p> <p>▶ Here you are</p> 	<p>Don't forget (note)</p> <p>Write a note</p>
--	--	--	---	---

<p>Are you musical?</p> <p>Listen to street interviews</p> <p>PRONOUNCE The /p/ sound</p> <p>Vocabulary (2): Music</p>	<p>Present simple</p> <p>Talk about habits and routines</p>	<p>School skills:</p> <p>Make a clear note of your homework</p>	<p>What time is it?</p> <p>Tell the time</p> <p>▶ It's ten past seven</p> 	<p>My free time (email)</p> <p>Write an email</p>
---	--	--	--	--

<p>My daily routine</p> <p>Listen to a radio show</p> <p>Vocabulary (2): Daily activities</p>	<p>Adverbs of frequency</p> <p>Say how often you do things</p>	<p>School skills:</p> <p>Ask for help</p>	<p>Why not?</p> <p>Ask for and give reasons</p> <p>▶ Because ...</p> 	<p>A normal day (message)</p> <p>Write a website post</p>
---	---	--	---	--

6

HOLIDAY HOME

pages 64–73

IN THE PICTURE

Our holiday home

Talk about homes

Vocabulary (1): Things in your room, homes

▶ Our holiday home



READING

Home from home

Read chat messages

GRAMMAR (1)

Comparative adjectives

Compare two places, people or things

UNIT REVIEW page 73

PROGRESS CHECK 5&6

pages 74–75

7

THEATRE WORKSHOP

pages 76–85

What are you wearing?

Talk about clothes

Vocabulary (1): Colours, clothes

PRONOUNCE The /t/ sound

▶ What are you wearing?



A message for the king

Read part of a play

Present continuous

Talk about things happening now

UNIT REVIEW page 85

8

WEATHER REPORT

pages 86–95

World weather

Talk about the weather

Vocabulary (1): Countries, the weather

PRONOUNCE The /w/ sound

▶ World weather



Memory

Read and do a test

Was/were

Describe things in the past

UNIT REVIEW page 95

PROGRESS CHECK 7&8

pages 96–97

9

ONE DAY

pages 98–107

Dates

Talk about dates

Vocabulary (1): Days and months, dates

PRONOUNCE The /θ/ sound

▶ Dates



The wrong day

Read a book review

Past simple

Talk about what didn't happen in the past

UNIT REVIEW page 107

10

SPORTS TIME

pages 108–117

Spot the ball

Talk about where things are

Vocabulary (1): Prepositions of place

PRONOUNCE The /b/ sound

▶ Spot the ball



World sport records

Read a magazine article

Superlative adjectives

Compare one thing with others in a group



UNIT REVIEW page 117


PROGRESS CHECK 9&10


pages 118–119


GRAMMAR DATABASE pages 120–129


WORDS & BEYOND pages 130–139

LISTENING & VOCABULARY	GRAMMAR (2)	LANGUAGE & BEYOND 	SPEAKING	WRITING
Favourite food Understand a conversation about food Vocabulary (2): Food and drink	Some and any, much and many Talk about how much there is of something PRONOUNCE The /ʌ/ sound	School skills: Try new things	How much is it? Ask how much something is Sorry, that's too much. 	Back home (text message) Write a text message

Mime show Listen to descriptions Vocabulary (2): Action verbs	Present continuous Ask and answer questions about things happening now	School skills: Be polite	I love acting Talk about things you like Do you like it? 	A day in the city (message) Write a short message
---	--	------------------------------------	---	---

A great day out Listen to a description of a day out Vocabulary (2): The country	Past simple Talk about events in the past PRONOUNCE Past simple verbs	School skills: Be careful with money	How are things? Ask how people are I'm fine thanks 	Send me a postcard (postcard) Write a postcard
--	---	--	---	--

What did they say? Understand short conversations Vocabulary (2): Adjectives of opinion PRONOUNCE The long /eɪ/ sound	Past simple Ask about things in the past	School skills: Act in an honest way	Yes, please Offer something to somebody What would you like? 	My weekend (chat message) Write chat messages about your weekend
---	--	---	---	--

Sports camp Listen to a talk Vocabulary (2): Sports	Be going to Talk about plans for the future	School skills: Do your best when things are hard	Where is it? Ask for and give directions It's on the left 	Latest update (blog post) Write a blog post
---	---	--	--	---



GET READY:

IT'S MY PARTY

HELLO!

1



2



THINK AND READ

1 1.01 Read the story. What's Emily's favourite colour?

2 Read the story again. Do the exercises when you see this icon .

RECALL

1 NUMBERS 1-20

a 1.02 Work in pairs. Complete the numbers with *a, e, i, o* and *u*. Then listen and repeat.

- | | | | |
|---|---------------------------------------|--|---|
| 1 <u> </u> <u> </u> n <u> </u> e <u> </u> | 6 s <u> </u> x <u> </u> | 11 <u> </u> l <u> </u> v <u> </u> n <u> </u> | 16 s <u> </u> xt <u> </u> <u> </u> n <u> </u> |
| 2 tw <u> </u> | 7 s <u> </u> v <u> </u> n <u> </u> | 12 tw <u> </u> lv <u> </u> | 17 s <u> </u> v <u> </u> nt <u> </u> n <u> </u> |
| 3 thr <u> </u> | 8 <u> </u> ght <u> </u> | 13 th <u> </u> rt <u> </u> n <u> </u> | 18 <u> </u> ght <u> </u> n <u> </u> |
| 4 f <u> </u> r <u> </u> | 9 n <u> </u> n <u> </u> | 14 f <u> </u> rt <u> </u> n <u> </u> | 19 n <u> </u> n <u> </u> t <u> </u> n <u> </u> |
| 5 f <u> </u> v <u> </u> | 10 t <u> </u> n <u> </u> | 15 f <u> </u> ft <u> </u> n <u> </u> | 20 tw <u> </u> nty <u> </u> |

b Work in pairs. Student A: say a number from 1 to 20.
Student B: close your book. Write the number in letters.
Student A: check the number. Then swap roles.

2 INTRODUCTIONS

a Put the words in order to make sentences.

Maria: Hi. Maria. / I'm
Hi. (1) I'm Maria.
Eric: Hello. Eric. / My / name's
Hello. (2)
Maria: is / This / Mark.
(3)

b 1.03 Listen and check. Then listen and repeat.

3 I/MY, YOU/YOUR

Complete the table. Use words from pictures 1, 4 and 5.

	I'm Leo.	This is <i>my</i> sister.
Singular	<u>I</u>	<u>my</u>
	you	<u> </u>
	<u> </u>	his
	she	her
	<u> </u>	its
Plural	we	<u> </u>
	you	your
	they	their



4 **1.04** Complete Chloe's sentences with words from the table in Exercise 3. Then listen and check your answers.


- 'Lucy's here with her friend, Maria.'
- 'This is Mark, and this is his brother.'
- 'The pizzas? They're on the table.'

- 'Hi Eric. His sunglasses are great!'
- 'The cat? It lives next door. Its name's Star.'

5 COLOURS

1.05 Match the colours to the words in the box. Listen and repeat.

black _____ blue _____ brown _____ green _____ orange _____
pink _____ purple _____ red _____ white _____ yellow _____



6 BE

a Complete the sentences with 'm/am, 're/are or 's/is.

Chloe: They (1) are my friends from school. We (2) are in the same class.

Ben: Eric (3) is number 7 in the team, and I (4) am number 11.

Chloe: His name (5) is Mark. You (6) are at the same school.

Ben: Kayla (7) is from Canada. Chloe and Kayla (8) are really good friends.

b **1.06** Listen and check.

7 HAVE A PARTY

Write an invitation for your party. Use the invitation in the story to help you.

AT THE PARTY



THINK AND READ


1 1.07 Read the story. Who's Maximus?

2 Read the story again. Do the exercises when you see this icon ★.

RECALL

1 ★ NUMBERS 21–100

1.08 Match the numbers to the words. Then listen and repeat.



2 ★ DAYS OF THE WEEK

a 1.09 Write the days of the week in order. Listen and check. Then listen and repeat.

Friday Saturday Sunday
Thursday Wednesday

Monday
Tuesday

b Work in pairs. Close your books. Write the days. Then check your spelling.

3 ★ MONTHS

a Work in pairs. Write the months in order.

April August December February March May
January July June October September November

January, February, ...

b 1.10 Listen and check. Then listen and repeat.

4 ★ BE: NEGATIVE, QUESTIONS AND SHORT ANSWERS

1.11 Complete the conversation. Then listen and check.

am are aren't is isn't 'm not

Leo: Hi. I'm Maximus.

Emily: (1) Is that your real name?

Leo: No, it (2) _____. And I (3) _____ really a gladiator.

Emily: (4) _____ you one of Ben's friends?

Leo: Yes, I (5) _____, but we (6) _____ friends from school.



5 ★ QUESTION WORDS

a Match the question words (1–5) to the pictures (a–e).

- 1 Who? e 4 When? _____
 2 What? _____ 5 How old? _____
 3 Where? _____

b 1.12 Complete the conversation with question words. Then listen and check.

- Emily: (1) How old are you?
 Leo: I'm 13.
 Emily: (2) _____'s your birthday?
 Leo: It's in October. And your birthday's in May.
 Emily: That's right! (3) _____ are you?
 Leo: I'm Maximus.
 Emily: (4) _____'s your *real* name?

6 ★ PHONE CONTACTS

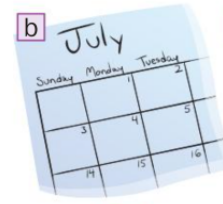
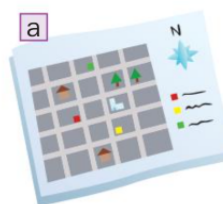
Work in pairs. Complete the contact information for your partner.

What's your ... ?

How old ... ?

When's your ... ?

Name: _____
 Phone number: _____
 Age: _____
 Birthday: _____
 Address: _____



1

UNIT

AN A-Z OF ME

IN THE PICTURE My things

»»» Talk about your things

WORK WITH WORDS Categories

- 1 a **RECALL** Work in pairs. Write the name of the things in the photos. The words start with the letter (A-Z) on each photo. You have three minutes.

A – address ...

- b **1.13** Listen and check your answers.

- c Work in pairs. Ask and answer questions about the photos.

What's this in English?

It's a key / an orange.

They're jeans.

- 2 a Work in pairs. Write the words in Exercise 1a in the best categories.

Animals	Clothes	Food
Games	Home	People
	address	
School	Technology	Transport

- b Compare your answers with the rest of the class.

- c **1.14** Listen and repeat the categories.

- 3 a Work in groups. Add other words to the categories.

- b Make a class list. Which group has the most words for each category?

- 4 **THE MOVING PICTURE** Watch the video. Write the categories in the correct order.



- 5 a **1.15** **PRONOUNCE** Listen to the alphabet rap. Repeat the letters.

- b Work in pairs.
Student A: spell a word from this lesson.
Student B: write it. Say 'stop' when you know it.

B – I – K ...

Stop! Is it 'bike'?

Yes, that's right. / No. Try again!



MY THINGS

PHRASE BYTES

What's your favourite word for animals/clothes?
 My word's ...
 What's your word?
 How do you say ... in English?

WRITE AND SPEAK

- 6 Work in pairs. Write your favourite word for each category in Exercise 2a. Then compare with your partner.

GO BEYOND

Do the Words & Beyond exercise on page 130.

>>> Read an article from a book

SPEAK AND READ

- 1 **Work in pairs. Look at the words in the box. Then answer the questions.**

bus café coffee hotel music radio taxi train

- What are the words in your language?
- Which words are the same or very similar in your language? Circle them.

PHRASE BYTES

What's *bus* in our language?

It's ... / I don't know.

Café is the same / very similar in ...

Train is different in ...



WORLD WIDE WORDS FOR KIDS

International words are the same or very similar in many different languages. With international words you can talk to people from different countries. Use these international words on holiday or with tourists in your city.

- Take a **taxi** or **metro**. (**Bus** and **train** are similar in some languages, but they aren't international words.)
- Find a **wi-fi** hotspot. Use the **internet** on your **telephone** to check **emails**, listen to the **radio** or watch **music videos**.
- Go to a **café** or a **bar**. Drink **tea** or **coffee**.
- Go to a **restaurant**. Eat a **pizza** with a **salad**.
- Visit a **museum**, go to a **park** or watch a **film** at the **cinema**. Or stay in your **hotel** and watch a **football** match on **television**!



- 3 Read the rest of the article. Match sections 1–5 to the categories in the box.

___ Drinks ___ Food ___ Places ___ Technology ___ Transport

- 4 Read the article again. Which words in Exercise 1 are international words?

REACT

- 5 Work in pairs. Choose your five favourite international words. Then compare with your partner.

GO BEYOND

Read the article again. Make a phrasebook of international words.

Transport: taxi, metro

Technology: ...

»»» Talk about one or more things

READ »»» Grammar in context

1 Read Stella's list of likes and dislikes. Which of your likes and dislikes are the same?



SOCIAL SCENE

LIKES



- maths classes (We've got a great teacher.)
- the people in my drama group
- an ice cream on a hot day
- old jeans
- the internet

DISLIKES



- big cities (They're really noisy!)
- the school bus (It's always full.)
- video games (boring! 😞)
- sunglasses
- school lunches

STUDY

2 Complete the table with nouns from Exercise 1.

Plural nouns	
game > _____	
box > <u>boxes</u>	class > _____
> <u>buses</u>	lunch > _____
key > <u>keys</u>	city > _____
man > <u>men</u>	person > _____
woman > <u>women</u>	jeans > _____

See GRAMMAR DATABASE, page 120.

3 Complete with words from Exercise 1.

a/an, the
We've got a <u>great</u> maths teacher.
I like an _____ on a hot day.
The _____ bus is always full.
I like the people in my _____.
The Old _____ are my favourite clothes.
I don't like the _____ games.

See GRAMMAR DATABASE, page 120.

PRACTISE

4 Write the singular nouns.

singular	plural
1 <u>category</u>	categories
2 _____	videos
3 _____	matches
4 _____	phones
5 _____	Xboxes
6 _____	women

5 Write the things in the photos.

apple day glass man sandwich story



1 three days



2 _____



3 _____



4 _____



5 _____



6 _____

6 Choose the correct options in the profile.

I'm from Washington. It's (1) a / the capital city of the USA. It's (2) a / the very big city. I love (3) the / - dinosaurs and I've got (4) a / the big poster of a T-rex in my room. I like (5) the / - video games too. I've got (6) a / an Xbox and (7) a / an PlayStation. My favourite sport is basketball. I play for (8) a / the school basketball team.

PROFILE
»»

7 Complete the sentences with a/an, the or -.

ALL ABOUT ME!

- I like _____ apples.
- I don't like _____ colour orange.
- I take _____ taxi to school.
- I love _____ internet.
- I've got _____ old phone.
- I don't like _____ pizzas.

WRITE AND SPEAK

8 a Write five sentences about you, three true and two false.

I'm ... I've got ...
My favourite ... I like / don't like ...

b Work in pairs. Say your sentences. Your partner says 'true' or 'false'.