

Find Your voice

Student's Book
with Digital Student's Book



Find Your

voice

Student's Book

with Digital Student's Book



Catherine Bright and Gill Holley

Welcome unit page 4	Vocabulary: school things, classroom objects, personal possessions, clothes	
	Vocabulary	Grammar
Unit 1 Back to school page 8	<ul style="list-style-type: none"> school subjects places at school Pronunciation /k/	<ul style="list-style-type: none"> present simple: affirmative, negative, questions, short answers, <i>Wh-</i> questions <i>there is / there are</i> affirmative, negative, questions, short answers
Unit 2 You are what you eat page 20	<ul style="list-style-type: none"> kitchen objects, cooking words talking about food, food choices Pronunciation /əv/	<ul style="list-style-type: none"> countable and uncountable nouns with <i>a/an, some, any, a lot of</i> <i>many/much, how many / how much</i>
Revision Units 1–2 pages 32–33		
Unit 3 My life page 34	<ul style="list-style-type: none"> healthy lifestyle household chores Pronunciation /e/ and /æ/	<ul style="list-style-type: none"> present simple: adverbs of frequency and frequency expressions present simple: <i>love, like, hate</i> + verb + <i>-ing</i>
Unit 4 Body and mind page 46	<ul style="list-style-type: none"> body parts feelings and emotions Pronunciation /n/ and /ŋ/	<ul style="list-style-type: none"> present continuous: affirmative, negative, questions, short answers, <i>Wh-</i> questions present simple and present continuous
Revision Units 3–4 pages 58–59		
Unit 5 Animal world page 60	<ul style="list-style-type: none"> animals, adjectives to describe animals animals: parts of the body Pronunciation /ɪ/, /i/ and /aɪ/	<ul style="list-style-type: none"> regular and irregular comparative adjectives regular and irregular superlative adjectives
Unit 6 Now and then page 72	<ul style="list-style-type: none"> months, ordinal numbers jobs, years Pronunciation /θ/	<ul style="list-style-type: none"> past simple of <i>be</i>: affirmative, negative, past time expressions past simple of <i>be</i>: questions, short answers, <i>Wh-</i> questions
Revision Units 5–6 pages 84–85		
Unit 7 What's on? page 86	<ul style="list-style-type: none"> events and activities, useful verbs getting around Pronunciation /ɒ/ and /əʊ/	<ul style="list-style-type: none"> past simple of regular verbs past simple of irregular verbs
Unit 8 My world page 98	<ul style="list-style-type: none"> weather, seasons geographic features Pronunciation /w/ and /v/	<ul style="list-style-type: none"> the future with <i>be going to</i>: affirmative, negative the future with <i>be going to</i>: questions, short answers, <i>Wh-</i> questions
Revision Units 7–8 pages 110–111		
Vocabulary extension pages 112–119		
Communicative activities pages 120–121		

Grammar: *be, can, have got:* affirmative, negative, questions, short answers, *Wh- questions;* *a, an,* zero article, nouns with adjectives, possessive 's, possessive adjectives; *this, that, these, those*

Speaking	Reading and culture	Writing	Global Citizens Project
<ul style="list-style-type: none"> talking about rules and obligations 	<ul style="list-style-type: none"> Schools in remote places 	<ul style="list-style-type: none"> email about my school 	<ul style="list-style-type: none"> make a mind map of the things we like about school
<ul style="list-style-type: none"> making requests and responding to them 	<ul style="list-style-type: none"> Healthy dishes 	<ul style="list-style-type: none"> blog post about a healthy dish 	<ul style="list-style-type: none"> make a recipe that uses food waste
<ul style="list-style-type: none"> making suggestions and responding to them 	<ul style="list-style-type: none"> Youth lifestyles 	<ul style="list-style-type: none"> blog post about my day 	<ul style="list-style-type: none"> make a questionnaire about an active lifestyle
<ul style="list-style-type: none"> expressing emotions, giving advice 	<ul style="list-style-type: none"> More than words! 	<ul style="list-style-type: none"> message asking for help 	<ul style="list-style-type: none"> make a storyboard about a healthy body and mind
<ul style="list-style-type: none"> asking for opinions and expressing them 	<ul style="list-style-type: none"> Projects to save endangered animals 	<ul style="list-style-type: none"> web text about my ideal pet 	<ul style="list-style-type: none"> make a card about an endangered animal
<ul style="list-style-type: none"> congratulating people, expressing wishes and replying to them 	<ul style="list-style-type: none"> The best air and space museums! 	<ul style="list-style-type: none"> note for a poster about an interesting person from the past 	<ul style="list-style-type: none"> make a picture gallery of inspiring people from the past
<ul style="list-style-type: none"> asking for information about a past event and giving it 	<ul style="list-style-type: none"> A Nigerian teenager's blog 	<ul style="list-style-type: none"> blog post about a past event 	<ul style="list-style-type: none"> make a game about eco-friendly transport
<ul style="list-style-type: none"> making, accepting and refusing invitations 	<ul style="list-style-type: none"> The world in colours 	<ul style="list-style-type: none"> email about my plans and to invite a friend 	<ul style="list-style-type: none"> make a poster and talk about plans for Climate Action Day

Language reference pages 122–127

Lesson 1 Welcome unit

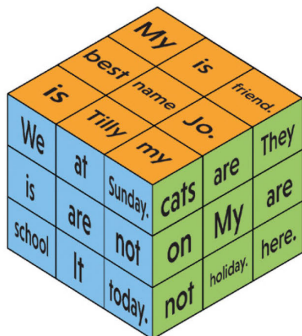
I can use the verb be to talk about situations in the present.

I can use a/an to talk about my school things and classroom objects.

Hello, everyone! I'm ThinkBot!
Are you ready to learn English?



- 1 Look, find and say six sentences.
Use the colours to help.



Grammar 1

Be

Affirmative

I **am** at school.

He/She/It **is** at school.

We/You/They **are** at school.

am = 'm is = 's are = 're

Negative

I **am not** at school.

He/She/It **is not** at school.

We/You/They **are not** at school.

am not = 'm not is not = isn't are not = aren't

- 2 Complete the sentences with the short form of **be**.

- I _____ (✓) in Year 7.
- She _____ (X) from the UK.
- It _____ (✓) my pencil case.
- They _____ (✓) very nice.
- You _____ (X) in my class.
- We _____ (✓) late!

Grammar 2

A, an

It's **a** rubber.

It's **an** umbrella.

A, an + nouns with adjectives

It's **a funny** film.

It's **an interesting** book.

Zero article

They're posters.

They're bookcases.

Zero article + nouns with adjectives

They're **orange** boxes.

They're **blue** desks.

- 3 Write a list of things to take to school.
In pairs, talk about your lists. Use **a, an** or no article before the nouns.

Things for school!

- | | |
|------------------------|---------|
| 1 a schoolbag | 4 _____ |
| 2 a pencil case | 5 _____ |
| 3 _____ | 6 _____ |

What's on your list?

a pencil sharpener,
books, an apple ...

- 4 Work in pairs. Point to objects in your classroom. Say what they are and use adjectives in the box to describe them.

amazing • big • clever • cool • friendly •
funny • interesting • long • new •
old • short • small

It's an amazing watch!

They're new earphones.

*I can talk about my things. I can use a name + 's and my, your to talk about possessions.
I can use this, that, these and those to talk about things near us and far away.*

- 1** Look at photos 1–8. Listen and find Ana's and Jack's favourite things.



- 2** Match photos 1–8 in Exercise 1 with the words in the box. Then listen and check.

board game • charger • guitar •
hairbrush • sketchbook • sunglasses •
tablet • water bottle

Grammar 3

Possessive 's

Whose is it?

It's Jack's. / It's Jack's hairbrush.

Whose are they?

They're Ana's. / They're Ana's sunglasses.

- 3** Look back at Exercise 1 and at the example. Then close your books, listen and answer.

Whose charger is it?

It's Ana's charger. /
It's Ana's.

- 4** Point to your classmates' possessions. Ask and answer in pairs.

Whose schoolbag is it?

It's Jorge's schoolbag.

Whose pens are they?

Grammar 4

Possessive adjectives

It's **my** hairbrush.

It's **our** hairbrush.

It's **your** hairbrush.

It's **your** hairbrush.

It's **his** hairbrush.

It's **their** hairbrush.

It's **her** hairbrush.

It's **its** hairbrush.

- 5** Complete the sentences with possessive adjectives.

1 It's Ana's charger. It's _____ charger.

2 It's Ana and Jack's tablet. It's _____ tablet.

3 It's Jack's board game. It's _____ board game.

4 It's the cat's water. It's _____ water.

5 **Ana:** It's my cat.

Jack: It's my cat, too! It's _____ cat!

6 **Ana:** Jack, it isn't my hairbrush. It's _____ hairbrush.

Grammar 5

This, that, these, those

→ **This** is my guitar.

→ **These** are my sunglasses.

→ **That** is my skateboard.

→ **Those** are my board games.

- 6** Look at the pictures. Then complete the sentences with *this, that, these* or *those*.

1 → _____ are my sunglasses.

2 → _____ are my guitars.

3 → _____ is my water bottle.

4 → _____ is my board game.

Lesson 3 Welcome unit

I can use the verb be to ask and answer questions about situations in the present. I can use the verb can to talk about abilities.

- 1  Listen to Hugo and Shan. Where are they?

a at a party b at school c at a friend's house

Grammar 6

Be

Questions and short answers

Am I at home?

Yes, I **am**. / No, I **am not**.

Is he/she/it at home?

Yes, he/she/it **is**.

No, he/she/it **isn't**.

Are you/we/they at home?

Yes, you/we/they **are**.

No, you/we/they **aren't**.

Wh- questions

Where is she? **Who is** he?

- 2  Match questions 1-6 with answers a-f. Listen to Hugo and Shan again and check.

- 1 What's your name? _____
- 2 How old are you? _____
- 3 Are you in Year 6? _____
- 4 Is this our classroom? _____
- 5 Are they our teachers? _____
- 6 Is she nice? _____

- a I'm eleven. d No, they aren't.
b Yes, I am. e My name's Shan.
c Yes, she is. f No, it isn't.

- 3 Put the words in the correct order to make questions.


1 old are you How ? *How old are you?*

2 from are Where you ?

3 favourite What's your colour ?

4 singer is favourite Who your ?

5 favourite your What things are ?

- 4  Listen to Hugo and Shan. Tick (✓) what they can do and cross (X) what they can't do.



Hugo

✓

Shan

Grammar 7

Can

Affirmative

I/You/He/She/It/We/They **can** swim.

Negative

I/You/He/She/It/We/They **can't** swim.

Questions and short answers

Can I/you/he/she/it/we/they swim?

Yes, I/you/he/she/it/we/they **can**.

No, I/you/he/she/it/we/they **can't**.


Wh- questions

What can you do?

Adverbs: fast, high, (very) well

I can swim **fast**. He can jump **high**.

You can speak English **very well**.

- 5  Put the words in the correct order to write questions and answers. Listen again and check.

1 A: play the guitar you Can ?

B: No, can't. I

2 A: you do can What ?

B: a pizza. I make can

- 6  You are at a party. In pairs, ask and answer questions. Use the ideas in the box.

Are they ...? • Are you ...? • Can you ...? •
How ...? • Is it ...? • Is she ...? • Where ...?

Where are you from?

I can use the verb have got to talk about clothes and possessions.

- 1 Look at the photos. How many clothes can you name in English?



- 2 Match the photos in Exercise 1 with the words in the box. Then listen and check.

cap • dress • hoodie • jacket • jeans • jumper • shirt • shoes • shorts • skirt • socks • trainers • trousers • T-shirt

- 3 Now listen to Katy and her brother Adrian. What are their favourite clothes?

Katy: _____

Adrian: _____

- 4 In pairs, talk about your favourite clothes. Use the adjectives in the box.

comfortable • smart • sporty • warm

I love my green hoodie.
It's really comfortable.

My favourite clothes are my blue jeans and my sporty black cap.

- 5 Katy and Adrian are on holiday. Listen and complete the sentences.

1 Katy hasn't got her _____.

2 Adrian hasn't got his _____.

Grammar 8

Have got

Affirmative

I/You/We/They **have got** a T-shirt.

He/She/It **has got** a T-shirt.

Negative

I/You/We/They **haven't got** a T-shirt.

He/She/It **hasn't got** a T-shirt.

Questions and short answers

Have I/you/we/they **got** a T-shirt?

Yes, I/you/we/they **have**.

No, I/you/we/they **haven't**.

Has he/she/it **got** a T-shirt?

Yes, he/she/it **has**. / No, he/she/it **hasn't**.

Wh- questions

What **have** we **got**?

- 6 Write sentences with **have got**.

1 (✓) Dad / Katy's jacket

Dad has got Katy's jacket.

2 (X) Katy / her green jacket

3 (✓) Mum and Dad / Adrian's blue T-shirt

4 (X) They / Adrian's sketchbook

- 7 Write questions and complete short answers.

1 Dad / Katy's jacket?

Has Dad got Katy's jacket? Yes, he has.

2 Katy / green jacket? _____
No, _____.

3 Mum and Dad / Adrian's blue T-shirt?
Yes, _____.

4 They / Adrian's sketchbook? _____
No, _____.

1

Back to school

Lesson 1 Vocabulary 1

I can talk about school subjects.



1 Let's start!

🔄 Complete the names of school subjects with the missing letters. What other subjects can you name in English?

- 1 E ____ ish
- 2 mu ____ c
- 3 sci ____ ce

Search it up

- Students in the UK study 12 main subjects from ages 11–14.
- Find out what the subjects are.

2 Look at pictures 1–8. Listen to the podcast and find three school subjects the speakers talk about.

4 Listen to the recording of four lessons. Match them with the subjects in the box.

computing • geography • PE • technology

- | | |
|---------|---------|
| 1 _____ | 3 _____ |
| 2 _____ | 4 _____ |

3 Match pictures 1–8 with the words in the box. Two words do not match any of the pictures. Then listen and repeat.

School subjects

art • biology • computing • foreign language • geography • history • maths • PE • science • technology

- 5 Complete the texts with the names of school subjects.



My number one subject is ¹ _____.
It's easy for me because
I love painting and drawing.


Class 5B!

No ² _____ lesson today! Ms Smith is
on a trip to a castle with Class 5A. You've
got extra English at this time.



Lucas

Sam, can you help me with my ³ _____
homework? Coding is difficult!

- 6  Work in pairs. Ask and answer questions about your favourite subjects. Use the adjectives in the box.


cool • difficult • easy •
important • interesting

What's your favourite subject?

Maths. It's easy!

- 7 Pronunciation /k/



 Listen and repeat the chant. Find words with the /k/ sound. Listen again, repeat and remember.

Science is difficult, computing is cool!
Music and technology are great at our school!

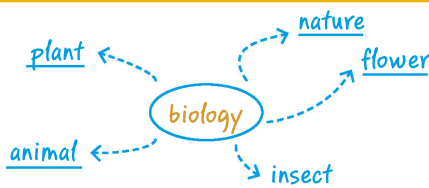


Learning MENTOR





Follow ThinkBot's steps to remember new words.

- 1 Choose your favourite school subject.
- 2 Search for five words related to this subject in the dictionary or online.
- 3 Draw a mind map with the words you found.



- 8  Listen to Daniel and Julia. What are their favourite school days?

- 9   In your notebook, write your timetable. In pairs, ask and answer about your favourite day.

What's your favourite school day?

It's Wednesday.

Why?

Because we've got history and PE. They're my favourite subjects.

Fast finishers

Look at the letters. Find four names of school subjects. You can use each letter only once.

A S T C E O G R G R
R N C I A P H Y E H
T O E Y S I

Digital
PRACTICE



Level up with
a digital game!


I can use the present simple to talk about my life.

MEET THE TEAM!




Emily White

11 years old
I ♥ maths
I'm an inventor 🤖 I make apps
Superpower: I can write with my left and right hand.



Jack White

12 years old
I'm into sports 🏀
Superpower: I can swim really fast!



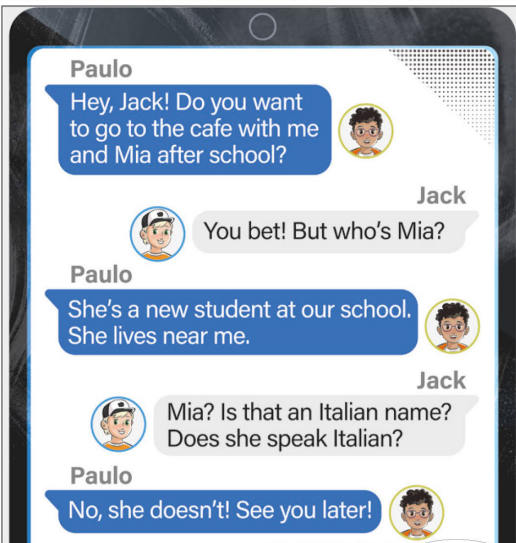
Mia Roberts

11 years old
I love nature
I'm vegetarian
I make a vlog
Superpower: I know the names of 50 dinosaurs!



Paulo Torres

11 years old
Photos
Drawing and painting
See my gallery [here](#)
Superpower: I don't eat chocolate, but I'm good at baking cakes.



1 Look at the story. What can you see?

a conversation • an email • social media profiles • text messages

2 14 Read and listen. Complete the sentences with the students' names.

- 1 _____ is good at art. 4 _____ doesn't eat meat.
2 _____ loves sports. 5 _____ loves numbers.
3 _____ invents things.

3 15 Listen and repeat.

Hurry up! We're late!
Wait for me!
You bet!

KINDNESS

It's important to make people feel welcome.

Present simple**Affirmative**I/You/We/They **like** maths.He/She/It **likes** maths.**Negative**I/You/We/They **don't like** maths.He/She/It **doesn't like** maths.**Questions****Do** I/you/we/they **like** maths?**Does** he/she/it **like** maths?**Short answers**Yes, I/you/we/they **do**.Yes, he/she/it **does**.No, I/you/we/they **don't**.No, he/she/it **doesn't**.**Wh- questions****Where do** you **live**?**What time does** school **start**?Which subject
do you like?**Learning
MENTOR****Follow ThinkBot's steps.**

- 1 Use the table below to help you write questions in the present simple.

question word	do/does	subject	verb
What	do	you	think?
Where	does	Mia	live?

- 2 Write two questions every day.

- 5 Put the words in the correct order to make questions. Ask and answer the questions in pairs.

1 **does which sports do Jack ?**2 **Mia does know the names of fifty dinosaurs ?**3 **where Mia and Paulo do meet ?**4 **Jack and Emily do go to school at ten o'clock ?**5 **Emily what does make ?**

- 6 Work in pairs. Ask and answer questions using the ideas in the box.

like chocolate • take a lot of photos •
what languages / speak • what sports / play

Do you take a lot of photos?

Fast finishers

Look at the word cloud. How many questions with these words can you write in one minute?

your sister on Monday
school have
do
you
start
what time
MATHS

**Digital
PRACTICE****Level up!**

- 4 Complete the sentences with the correct form of the verbs in brackets.

- 1 Jack _____ (play) basketball.
- 2 Mia _____ (not speak) Italian.
- 3 Jack and Emily _____ (start) school at nine o'clock.
- 4 Emily _____ (not wear) glasses.
- 5 Emily _____ (make) apps.
- 6 Mia: I _____ (not eat) chicken.



I can talk about places at school.



SCHOOL NEWSLETTER

September 5

SCHOOL CLUB WEEK!

We've got a club for everyone!



Look at page 2 for more information.

4



18 Match pictures 1–9 with the names of the places in the box. Then listen, check and repeat.

Places at school 2

canteen • classroom • cloakroom •
corridor • playground •
school office • staffroom • toilet •
tuck shop



5



19 Listen and complete the note.



NEW NOTE

Save



Furry Friends Club

Students help ¹_____!

Where: 16 Green Street.

When: ²_____ mornings.

Skateboarding Club

When: Fridays at ³_____ o'clock.

Where: the ⁴_____ or the gym.

6



Work in pairs. Ask and answer questions about your favourite clubs at school. Say where they are.

What's your favourite club?

Coding club! It takes place in the computer room.

1

Let's start!



Look at the school newsletter. Match photos 1–6 with the names of the clubs.

Book Club • Coding Club • Dance Club •
Film Club • Football Club • Science Club

2



16 Match photos 1–6 with the names of places in the box. Then listen and check.

Places at school 1

computer room • gym •
laboratory (lab) • library • main hall •
playing fields

3



17 Listen and repeat the words in the box in Exercise 2.