

Find Your

Voice

Workbook
with Digital Workbook



Find Your

voice

Workbook
with Digital Workbook



Katherine Stannett

Welcome unit

page 4

Vocabulary: classroom objects, stationery, the alphabet, everyday objects, basic colours, days of the week, numbers 1–20

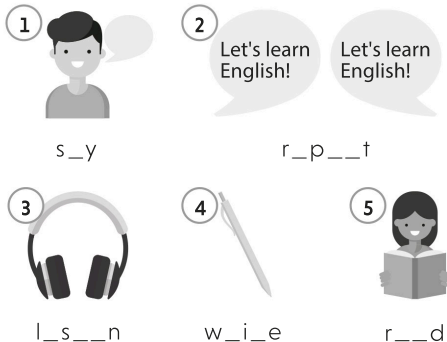
	Vocabulary	Grammar
Unit 1 People and places page 8	<ul style="list-style-type: none">countries and nationalitiesplaces, numbers 20–100 Pronunciation /ɪ/ and /i:/	<ul style="list-style-type: none">verb <i>be</i> affirmative, personal pronouns<i>a, an</i> and zero article, nouns with adjectives
Unit 2 Me and my clothes page 18	<ul style="list-style-type: none">clothes, adjectives describing clothespersonality adjectives Pronunciation /ɔ:/	<ul style="list-style-type: none">verb <i>be</i> negativeverb <i>be</i> questions, short answers, <i>Wh-</i> questions and answers
Revision Units 1–2 pages 28–29		
Unit 3 Our things page 30	<ul style="list-style-type: none">possessionshousehold objects, prepositions of place Pronunciation /r/	<ul style="list-style-type: none">possessive adjectives, <i>whose</i>, possessive 's<i>this, that, these, those</i>
Unit 4 Family and friends page 40	<ul style="list-style-type: none">describing appearance: face and hairfamily Pronunciation /h/ and /tʃ/	<ul style="list-style-type: none">verb <i>have got</i> affirmative and negativeverb <i>have got</i> questions and short answers
Revision Units 3–4 pages 50–51		
Unit 5 Me and my food page 52	<ul style="list-style-type: none">food and drinkfruit and vegetables Pronunciation /s/ and /ʃ/	<ul style="list-style-type: none"><i>there is/are, some, a lot of</i>, countable and uncountable nouns<i>there isn't/aren't, any</i>
Unit 6 Out and about! page 62	<ul style="list-style-type: none">sports, hobbiesaction verbs, word friends Pronunciation /eɪ/ and /æ/	<ul style="list-style-type: none">verb <i>can</i> affirmative and negativeverb <i>can</i> questions and short answers, <i>Wh-</i> questions and answers, adverbs with <i>can</i>
Revision Units 5–6 pages 72–73		
Unit 7 My week page 74	<ul style="list-style-type: none">everyday activitiesfree-time activities Pronunciation /u:/ and /əʊ/	<ul style="list-style-type: none">present simple affirmative, negative, questions and short answers, <i>Wh-</i> questions and answers: <i>I, you, we</i> and <i>they</i>present simple affirmative, negative, questions and short answers, <i>Wh-</i> questions and answers: <i>he, she, it</i>
Unit 8 Time out! page 84	<ul style="list-style-type: none">holiday activitiesplaces in a town Pronunciation /ŋ/	<ul style="list-style-type: none">present continuous affirmative and negativepresent continuous questions and short answers, <i>Wh-</i> questions and answers
Revision Units 7–8 pages 94–95		

Grammar: possessive adjectives: *my* and *your*, imperative, regular and irregular plural nouns

Speaking: classroom instructions, spelling

Speaking	Reading and culture	Writing	Global Citizens Project
<ul style="list-style-type: none">• asking for and giving personal information	<ul style="list-style-type: none">• Favourite places	<ul style="list-style-type: none">• personal information form	<ul style="list-style-type: none">• make a webpage about a country
<ul style="list-style-type: none">• telling the time, asking what time it is	<ul style="list-style-type: none">• Clothes around the world	<ul style="list-style-type: none">• short message about myself	<ul style="list-style-type: none">• design a sustainable wardrobe
<ul style="list-style-type: none">• asking and answering about a price	<ul style="list-style-type: none">• The art of recycling	<ul style="list-style-type: none">• description of my bedroom	<ul style="list-style-type: none">• make a new object from an old one
<ul style="list-style-type: none">• welcoming and introducing friends	<ul style="list-style-type: none">• My family	<ul style="list-style-type: none">• description of a family	<ul style="list-style-type: none">• make a poster about families in our community
<ul style="list-style-type: none">• ordering a takeaway pizza	<ul style="list-style-type: none">• My favourite breakfast	<ul style="list-style-type: none">• blog post about my lunch	<ul style="list-style-type: none">• plan a menu for the day of a test
<ul style="list-style-type: none">• asking for and giving permission and information	<ul style="list-style-type: none">• Hobbies around the world	<ul style="list-style-type: none">• text message	<ul style="list-style-type: none">• make a questionnaire to choose a hobby for a classmate
<ul style="list-style-type: none">• likes and dislikes	<ul style="list-style-type: none">• Unusual schools	<ul style="list-style-type: none">• blog post about my weekend	<ul style="list-style-type: none">• plan the perfect school day
<ul style="list-style-type: none">• asking for and giving directions	<ul style="list-style-type: none">• Festivals around the world	<ul style="list-style-type: none">• holiday postcard	<ul style="list-style-type: none">• design a park

1 Look at the pictures and complete the words.



2 Match pictures 1–7 with the words in the box.

bin • board • chair • clock • computer • desk • poster



3 Match 1–5 with a–e to make words for stationery.

1 school	a book
2 note	b sharpener
3 pen	c er
4 stick	d bag
5 pencil	e cil

4 Put the letters in the correct order to make words for stationery.

- nep _____
- kobo _____
- brerub _____
- lurre _____
- clipen seac _____

5 Put the words in the box in the correct groups.

board • chair • computer • desk • listen • notebook • pencil • rubber • say • school bag • repeat • write

ACTIVITIES

STATIONERY

CLASSROOM OBJECTS

- 1  Listen and write the next letter in the alphabet.

1 _____
2 _____
3 _____
4 _____
5 _____
6 _____

- 2  Listen and write the words.

1 _____
2 _____
3 _____
4 _____
5 _____
6 _____

- 3 Complete the dialogue with the words in the box.

do • my • spell • your

A: What's ¹ _____ name?
B: ² _____ name's Mickey.
A: How ³ _____ you ⁴ _____ Mickey?
B: M-I-C-K-E-Y.

- 4 Look at the pictures and complete the sentences.



- 5 Match 1–5 with a–e to make instructions.

1 Sit	a your hand up!
2 Open	b a picture!
3 Draw	c up!
4 Put	d down!
5 Stand	e your book!



- 6 Put the words in the correct order to make negative instructions.

1 down sit Don't !

2 your up Don't hand put !


3 close Don't book your !

4 a draw picture Don't !

5 up Don't stand !



1 Look at the pictures and complete the word puzzle.



2 Complete the colours.

- 1 red + white = p__k
- 2 yellow + blue = g__n
- 3 black + white = g__y
- 4 red + yellow = o_____e
- 5 blue + red = p_____e

3 Write the normal colours of the objects in the photos.



_____ and _____










_____ and _____

4 Listen and match objects 1-6 with colours a-f.



a purple




b red



c yellow



d green



e orange



f pink

5 Write the plural form of the words.

- | | |
|----------------|------------------|
| 1 pen _____ | 5 mouse _____ |
| 2 apple _____ | 6 umbrella _____ |
| 3 watch _____ | 7 fish _____ |
| 4 flower _____ | 8 child _____ |











1 Write the numbers as words.

- 1 **15** _____
- 2 **7** _____
- 3 **2** _____
- 4 **11** _____
- 5 **8** _____

2 Write the words as numbers.

- 1 twelve _____
- 2 four _____
- 3 sixteen _____
- 4 three _____
- 5 nine _____

3 Listen and choose the correct answers.

- 1 **a**  **b** 
- 2 **a**  **b** 
- 3 **a**  **b** 
- 4 **a**  **b** 
- 5 **a**  **b** 

4 Complete the days of the week.

- 1 Tu _____ 5 Th _____
- 2 Sa _____ 6 Mo _____
- 3 Wed _____ 7 Fr _____
- 4 Su _____

5 Find the days of the week. Do not repeat any letters.



M	O	T	U	R
D	N	A	A	D
A	Y	S	Y	S
Y	A	D	N	U
T	U	I	D	A
S	E	R	F	Y
D	E	S	Y	A
A	N	D	S	D
Y	D	A	R	U
W	E	Y	T	H



6 Listen and complete 1–8.

	Favourite colour	Favourite day	Favourite number
Alice	1 _____	2 _____	<i>twelve</i>
Ben	3 _____	<i>Tuesday</i>	4 _____
Isobel	5 _____	6 _____	<i>nine</i>
Simon	<i>purple</i>	7 _____	8 _____
Me	9 _____	10 _____	11 _____

7 Complete 9–11 in Exercise 6. Then complete the sentences below.

- 1 My name's _____.
- 2 My favourite colour is _____.
- 3 My favourite day is _____.
- 4 My favourite number is _____.

1

People and places

Lesson 1 Vocabulary 1

1 Let's start!

🔄 Look at the words and write C (country) or N (nationality).

- | | | | |
|----------|-----|-----------|-----|
| 1 French | ___ | 4 Turkish | ___ |
| 2 Poland | ___ | 5 Spain | ___ |
| 3 Brazil | ___ | 6 Chinese | ___ |

2 Look at photos 1–6 and complete the countries.

1



Sydney Opera House
Aus _____

2



New York City skyline
the ____

3



The Eiffel Tower
Fr _____

4



Big Ben
the ____

5



Iguazú Falls
Arg _____a

6



Summer Palace
Ch ____a

4 Listen and complete the sentences.

- Sylvie is from *France*.
- Brad is from _____.
- Anna is from _____.
- Feng is from _____.
- Rosa is from _____.
- George is from _____.

5 Pronunciation /ɪ/ and /i:/

🔊 Listen and complete the chant with the words in the box. There are two extra words. Then say it!



big • cheese • eat •
seat • sheep • ship • sit

Look!

It's a ¹ _____ on a ² _____!

It's a ³ _____ pizza!

It's a ⁴ _____ chip!

Yum! Let's ⁵ _____!

3 Read Mac the Mentor's tips. Then write the countries and nationalities.



Learning MENTOR

- Use a notebook for your vocabulary.
- Write new vocabulary in a list with a title.
- Draw flags for the countries.

Country	Nationality
<i>Türkiye</i>	1 _____
2 _____	<i>Spanish</i>
<i>France</i>	3 _____
<i>China</i>	4 _____
5 _____	<i>Brazilian</i>
<i>Argentina</i>	6 _____