

P O W E R

Step

Reading

1



120-130
WORDS



 leap & learn

P O W E R

Step *Reading*

1









Introduction

Think it!

This section opens each lesson and prepares learners for the main passage by activating background knowledge.

Lesson 2 Wanted!

• Match the pictures to the correct animal name.

	<input type="checkbox"/> alligator	
	<input type="checkbox"/> moth	
	<input type="checkbox"/> seal	
	<input type="checkbox"/> frog	

Think it!

- Can you tell the difference between each animal pair?
- Why do you think they are different?

13

Genres

A diverse collection of literary genres promote young learners' curiosity about the world.

Words to Know

Learners are able to read the definitions of new vocabulary words and then see how each term is used in context.

Poster

Words to Know

- principal** *n.*
the head of a school
- pretend** *v.*
to believe in something that is not real.
- instead** *adv.*
in place of something
- chart** *n.*
a map or list of things
- find out** *phr.*
to learn
- sharp** *adj.*
pointy and able to cut easily
- pointed** *adj.*
having a point at the end
- mean** *adj.*
very unkind and unfriendly

WANTED!

Look out for Carl the crocodile! Yesterday, he ate the school **principal**. Tomorrow he may eat YOU!

Carl is very clever and dangerous. He was seen in the tube. He was always eating fish and chips. Sometimes he **pretends** he is Ali the alligator. Ali is not so dangerous.

If you see one of them, don't go near them. **Instead**, use this **chart** to **find out** who it is.

14

NOT WANTED

WANTED

He has a wide nose.
It's round, like the letter U.
He's not so angry.
He's black or grey.
You can't see his **sharp** teeth when his mouth is closed.

He has a long nose.
It's **pointed**, like the letter V.
He's very angry and **mean**.
He's brown or green.
You can see his sharp teeth when his mouth is closed.

15

Reading Passage

Here, new and interesting knowledge about the world is taught through a variety of entertaining reading passages. Four passages are connected by one umbrella theme, but are told in various forms of literary genre.

Contents

• What's the Difference?

Lesson	Title	Genre	Page
1	Are You a Frog?	Animal Story	7
2	WANTED!	Poster	13
3	Tim & the Tortoise	Realistic Fiction	19
4	Look-Alike Cats	Animal Story	25

• Be a Detective

Lesson	Title	Genre	Page
5	Crime Solvers	Article	31
6	Barry the Burglar	Comics	37
7	Martin & the Mystery of the Stolen Jewelry	Mystery	43
8	Fingerprints	How-to	49



● Inventions

Lesson	Title	Genre	Page
9	Important Inventions	Letter	55
10	Accidental Inventions	Article	61
11	A Dynamite Man	Biography	67
12	If I Were an Inventor...	Poem	73

● Tick-Tock Teddy's Time Machine

Lesson	Title	Genre	Page
13	A World of Dinosaurs	Adventure Story	79
14	Midas	Play	85
15	Is This Our Future?	Fictional Story	91
16	Save Our Planet	How-to	97

Are You a Frog?

- Which is which? Write F for Frog and T for Toad.



Think it!

- How are frogs and toads different?
- Why do you think they are different?



Words to Know

wet *adj.*

moist; covered in a liquid

slimy *adj.*

covered in a thick, slippery liquid

sticky *adj.*

not smooth and gluey

hop *v.*

to jump

tasty *adj.*

delicious

bumpy *adj.*

not smooth

gulp *v.*

to drink in mouthfuls

horrible *adj.*

very bad; terrible

Are you a frog?



I'm a frog.

I have a small body with **wet** and **slimy** skin. My long and **sticky** tongue helps me eat.

I like to stay in the water. And I'm brave. I don't always **hop** away like a toad. But I'm a **tasty** food for lots of animals.

So, sometimes I need to get away quickly. I use my long legs and jump up high.





I'm a toad.

I'm not a frog. I'm a toad. I have a fat body with dry and **bumpy** skin. I don't have a long tongue like the frog. I **gulp** my food.

I don't live near the water. I like land better. My legs are short. So, I can't hop fast to get away. But, I taste and smell **horrible**. Not many things want to eat me!