

with Videos

Phonics

Reading

LIVE



3



MP3

 leap&learn

Organization

Pairing Fiction with Nonfiction

on the same theme is a fantastic way to engage young learners and help them understand both types of content.

Stick! Learners can stick sight words and become accustomed to reading and identifying them.

Meet the Story introduces a story component – character, setting or theme that stimulates learners’ interest.

This section also allows learners to connect new information to prior knowledge through various questions and videos.

Story with vivid illustrations and realistic photos on a variety of relatable topics and subjects will excite learners’ imagination and expand their knowledge.

Find and Draw encourages learners to scan quickly to recognize sight words.

Tell Us / Show Us helps learners connect their personal experiences to story themes.

Words to Know introduces key words with pictures before reading. Key vowels or consonants are highlighted to draw learners’ attention to phonics sounds and letter combinations.

The collage shows two pages from a workbook. The top page is the unit cover for 'Unit 02 Fresh Friends' and 'Unit 01 The Brave Pig'. It features a 'Stick!' section with a house illustration and sight words 'one' and 'use'. Below are 'Meet the story' instructions: 'Circle the brick house.' and 'How many pigs are there?' with checkboxes for '3 pigs' and '4 pigs'. A 'Sight Words' section says 'Listen and stick.' The bottom page is titled 'Words to Know' and has two parts: 'A Listen and repeat.' with six numbered boxes containing images of grass, trash, brick, greedy, brave, and tiny; and 'B Follow the lines and trace.' with three numbered boxes showing tracing paths for the words 'grass', 'trash', and 'brick'.

Read and Color encourages learners to reread and mark their progress.

The collage shows two pages from a workbook. The left page is the story 'The Brave Pig'. It has an illustration of three pigs building a house. The text reads: 'The Brave Pig', 'Three tiny pigs build a house. One uses grass. One uses trash. One uses bricks.' Below is a 'Find and draw' section with a 'one' (circle) and 'use' (triangle) key, and a 'they' (triangle) key. The right page is titled 'Read and Color' and has an illustration of a troll and two pigs. The text reads: 'The greedy troll comes. Two pigs run. But one is brave. He hits the troll with a brick!' Below is a 'Tell Us!' section with the question 'Where do you put your trash?' and a 'Show Us!' section with the question 'How do frogs and toads jump?'.

A B C

Comprehension

A Read and choose.

1. Three tiny pigs build a school house

2. He hits the troll with a brick trash

B Read and circle.

1. One uses grass. Yes | No

2. The greedy troll comes. Yes | No

Think More!

How does the troll look?
He looks _____.

scary kind

Wrap Up

• Number the events in order.

The Brave Pig

Read Better

• Read and clap along.

The greedy troll comes.

Two pigs run.

Comprehension helps learners reflect and remember what was read. Learners can check their understanding of the story.

Wrap Up helps learners summarize the story and review key vocabulary or sentence patterns. Learners can number events, stick words, complete sentences, or add their own answers to varying activities.

Think More allows learners to infer additional information through story clues.

Read Better / Read Faster helps learners practice their enunciation and reading fluency.

Review 123 helps learners review previous vocabulary in a fun comic strip, then practice identifying phonics words and spelling in the following section.

Review 1 Units D1~D4

Story The Greedy Girl

A Listen and read along. Then read on your own.

The greedy girl goes to the store. It's her birthday.

She sees a blue clam. She wants it.

She sees a red sloth. She wants it.

She sees a green frog. It drips!

Ahhhhhhh!

Surprise!

vocabulary

B Check the correct picture. ✓

1.
brick

2.
crawl

3.
clap

4.
plant

C Color and trace the words.

1. roll

2. place



Mini-Book



promotes independent reading. Young learners can enjoy flicking through the books they have made and share them with others.





Contents

Unit	Type	Title	Phonics Words	Video	Page
------	------	-------	---------------	-------	------

Differences



D1	Fiction	The Brave Pig	br, gr, tr		6
D2	Nonfiction	Fresh Friends	cr, dr, fr		12

Day in the Life



D3	Fiction	The Blue Clam	bl, cl, fl		18
D4	Nonfiction	Super Sloth	pl, sl		24

▶ Review ① 30

Silly Eggs

D5	Fiction	The Witch's Egg	ch, ck		32
D6	Nonfiction	Check the Egg	ch, sh		38

Places

D7	Fiction	Top of the Wheel	th, wh		44
D8	Nonfiction	Play Together	ph, th		50

▶ Review ② 56



Unit	Type	Title	Phonics Words	Video	Page
------	------	-------	---------------	-------	------

Accidents

09	Fiction	Stuck on Stage	st, sw		58
10	Nonfiction	To the Spot	sm, sp		64

Wildlife

11	Fiction	The Pink Skunk	mb, nk		70
12	Nonfiction	The Jungle	nd, ng		76

▶ Review ③

82

- ★ **Picture Dictionary** 84
- ★ **Sight Words** 86
- ★ **Mini-Book** 87
- ★ **Video Scripts** 93
- ★ **Stickers**



The Brave Pig



Stick!



Meet
the story



VIDEO



1 Circle the brick house.

2 How many pigs are there?

3 pigs

4 pigs

Sight Words

Listen and stick.



Words to Know

A Listen and repeat. 



1

grass



2

trash



3

brick




4

greedy



5

brave



6

tiny

B Follow the lines and trace.



1.

use

grass



2.

use

trash




3.

use a

brick



The Brave Pig



Three tiny pigs build a house.

One uses grass.

One uses trash.



One uses bricks.

Find and draw.

one = ○

use = △





Read three times and color. 

The **greedy** troll comes.

Two pigs run.

But one is **brave**.

He hits the troll with a brick!



Tell Us! 

Where do you put your trash?