

with Videos

Phonics

Reading

LIVE



2



MP3

Organization

Pairing Fiction with Nonfiction

on the same theme is a fantastic way to engage young learners and help them understand both types of content.

Stick! Learners can stick sight words and become accustomed to reading and identifying them.

Meet the Story introduces a story component – character, setting or theme that stimulates learners’ interest.

This section also allows learners to connect new information to prior knowledge through various questions and videos.

Story with vivid illustrations and realistic photos on a variety of relatable topics and subjects will excite learners’ imagination and expand their knowledge.

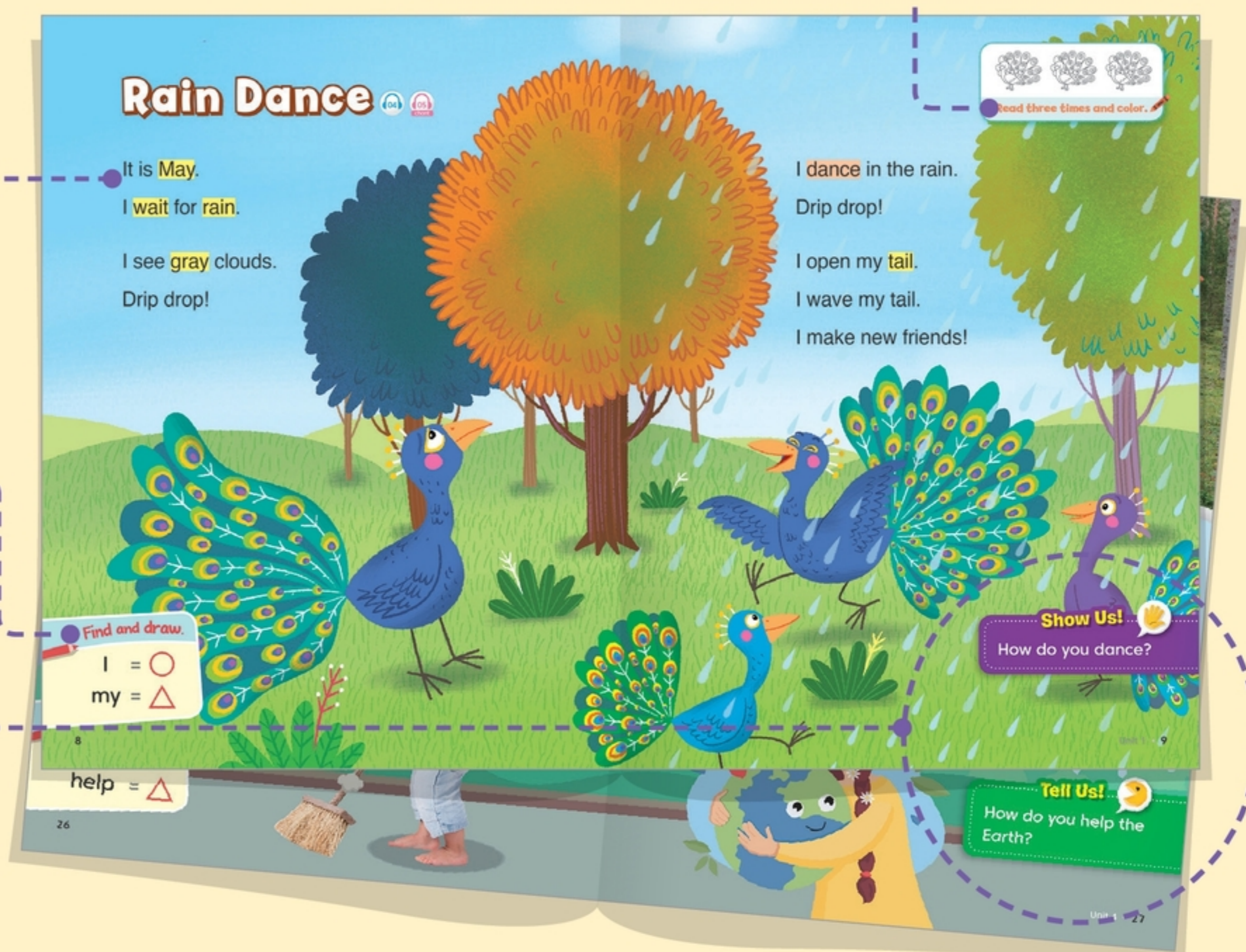
Find and Draw encourages learners to scan quickly to recognize sight words.

Tell Us / Show Us helps learners connect their personal experiences to story themes.

Words to Know introduces key words with pictures before reading. Key vowels or consonants are highlighted to draw learners’ attention to phonics sounds and letter combinations.





Read and Color encourages learners to reread and mark their progress.



Comprehension

A Read and choose.

1. I like to  .

2. I   my tail.

B Read and circle.

1.  I wait for rain. Yes | No

2.  I make new friends. Yes | No

Think More! • What season does the peacock dance?





Wrap Up

• Unscramble the sentences. Then say.

I wait for n i a r.



I n e c d a in the rain.

Read Better • Read and clap along.

I open my tail. I wave my tail.

I make new friends.

Comprehension helps learners reflect and remember what was read. Learners can check their understanding of the story.

Wrap Up helps learners summarize the story and review key vocabulary or sentence patterns. Learners can number events, stick words, complete sentences, or add their own answers to varying activities.

Think More allows learners to infer additional information through story clues.

Read Better / Read Faster helps learners practice their enunciation and reading fluency.

Review 1 2 3 helps learners review previous vocabulary in a fun comic strip, then practice identifying phonics words and spelling in the following section.

Review 1 Units D1~D4

Story Spring Cleaning

A Listen and read along. Then read on your own.



It's spring cleaning day. Seal sweeps the floor.

Seal cleans the dishes. Seal uses the paint. But Octopus comes to play.

Achoo! Oh no! He sprays ink! Spring cleaning is over!

vocabulary

B Check the correct picture.

1.  

2.  

3.  

4.  

C Color and trace the words.

1.  wait

2.  sweep



Mini-Book



promotes independent reading. Young learners can enjoy flicking through the books they have made and share them with others.



Contents

Unit	Type	Title	Phonics Words	Video	Page
------	------	-------	---------------	-------	------

Rain

D1	Fiction	Rain Dance	ai, ay		6
D2	Nonfiction	Make a Rain Cloud	ai, ay		12

Helping Hands

D3	Fiction	Seal in the Sea	ea, ee		18
D4	Nonfiction	Green Earth	ea, ee		24
▶ Review 1					30

Go and Grow

D5	Fiction	Follow the Road	oa, ow		32
D6	Nonfiction	The Growing Seeds	oa, ow		38

How May I Help?

D7	Fiction	Cook for the Zoo	oi, oo		44
D8	Nonfiction	School Soon	oo		50

▶ Review 2					56
-------------------	--	--	--	--	----



Unit	Type	Title	Phonics Words	Video	Page
------	------	-------	---------------	-------	------

Loud and Quiet

09	Fiction	Our Loud House	ou, ow		58
10	Nonfiction	Our Towns	ou, ow		64

Happy Days

11	Fiction	The Fair Starts	ar, or		70
12	Nonfiction	Under the Stars	ar, or		76

▶ Review ③

82

- ★ **Picture Dictionary** 84
- ★ **Sight Words** 86
- ★ **Mini-Book** 87
- ★ **Video Scripts** 93
- ★ **Stickers**



Rain Dance



Stick!

I

my

Meet
the story

VIDEO



1 Circle the peacock.

2 What is colorful?

 Peacock's body

 Peacock's tail

Sight Words

Listen and stick.



Words to Know

A Listen and repeat.  03



B Follow the lines and trace.



wave my

tail



see

gray



clouds



wait

for rain

Rain Dance



It is **May**.

I **wait** for **rain**.

I see **gray** clouds.

Drip drop!



Find and draw.

I = ○

my = △



Read three times and color. 

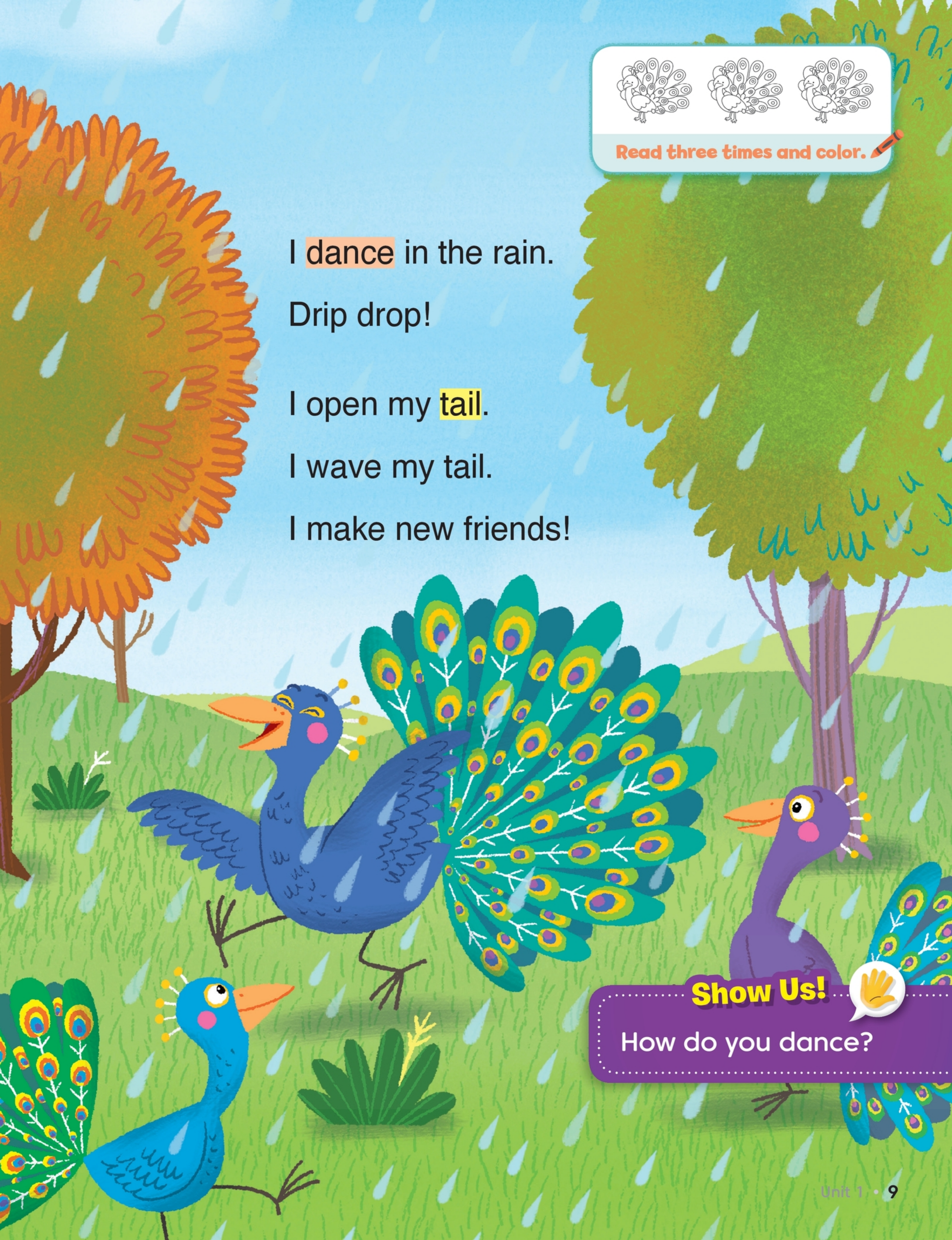
I **dance** in the rain.

Drip drop!

I open my **tail**.

I wave my tail.

I make new friends!



Show Us! 

How do you dance?