

# LITTLE EFL PHONICS 3



# LITTLE EFL PHONICS 3

## Contents



### Unit 1

### Beginning Sounds 1

Lesson 1	b · v	8
Lesson 2	p · f	11
Lesson 3	Review: b · v · p · f	14
Lesson 4	d · t	17
Lesson 5	c · s	20
Lesson 6	Review: d · t · c · s	23

### Unit 2

### Beginning Sounds 2

Lesson 1	l · r	28
Lesson 2	m · n	31
Lesson 3	Review: l · r · m · n	34
Lesson 4	h · w	37
Lesson 5	b · j	40
Lesson 6	Review: h · w · b · j	43

### Unit 3

### Ending Sounds 1

Lesson 1	b · p	48
Lesson 2	d · t	51
Lesson 3	Review: b · p · d · t	54
Lesson 4	m · n	57
Lesson 5	g · t	60
Lesson 6	Review: m · n · g · t	63

**Unit 4****Ending Sounds 2**

Lesson 1	p · t	68
Lesson 2	n · g	71
Lesson 3	Review: p · t · n · g	74
Lesson 4	t · n	77
Lesson 5	g · x	80
Lesson 6	Review: t · n · g · x	83

**Unit 5****Short Vowels**

Lesson 1	a · e (1)	88
Lesson 2	i · o · u (1)	91
Lesson 3	Review 1: a · e · i · o · u	94
Lesson 4	a · e (2)	97
Lesson 5	i · o · u (2)	100
Lesson 6	Review 2: a · e · i · o · u	103

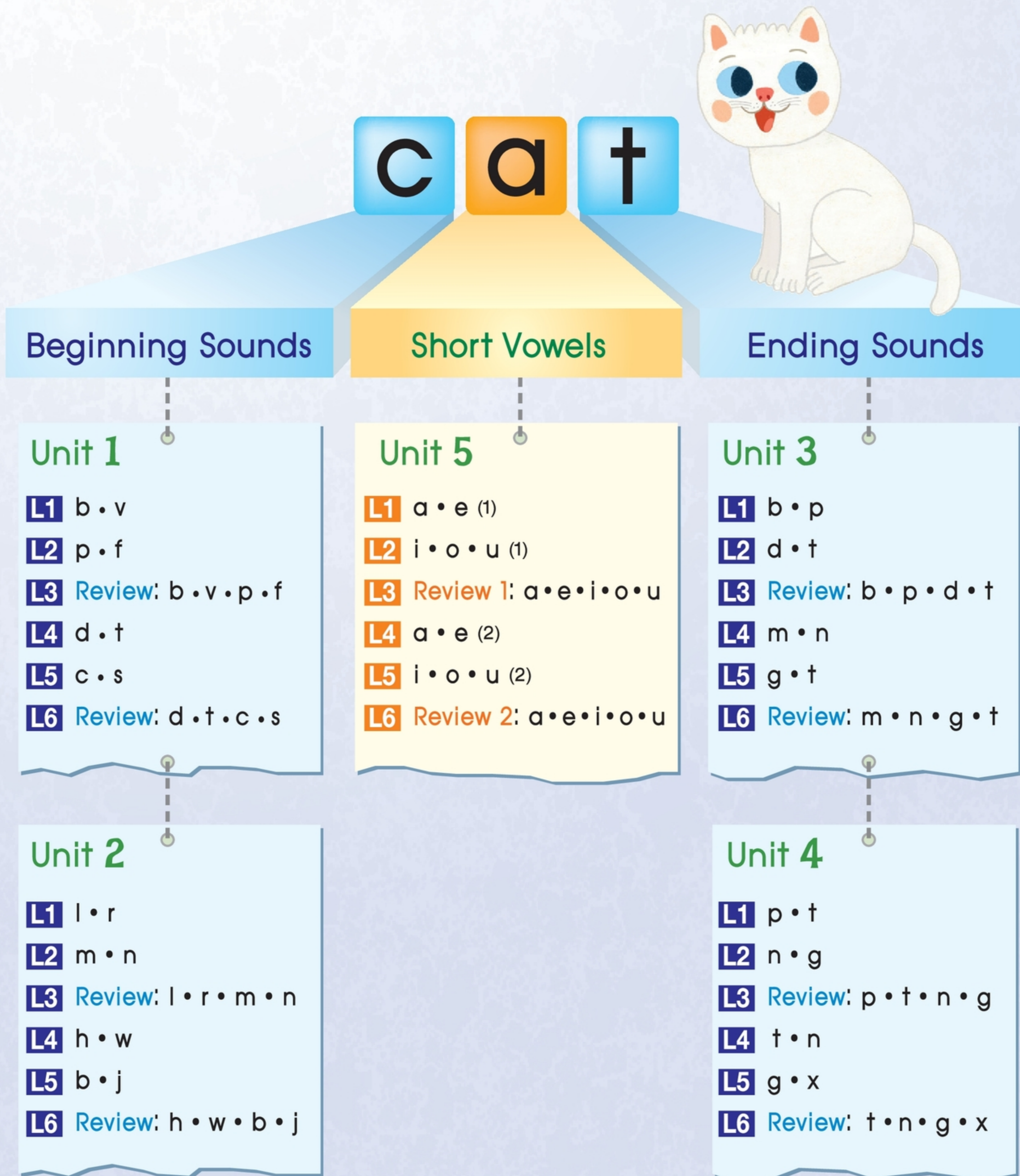
**Progress Test**

106



# Goals of **LITTLE EFL PHONICS 3**

- Children recognize, read and write the **beginning** sound of a three letter word.
- Children recognize, read and write the **ending** sound of a three letter word.
- Children recognize, read and write the **short vowel** sound of a three letter word.



# Unit Organization



## ▶ Lessons (1~2) or Lessons (4~5): New Targets

**Listening & Speaking**

**Lesson 1** | · r

1. Listen point and repeat.

**l**

**r**

2. Listen and trace the beginning letter.

1 2 3

4 5 6

Little EFL Phonics 3

**Clap Chant (Speaking)**

3. Let's clap chant.

**l** | | | |

**r** | | | |

**l** | | | |

**r** | | | |

**l** | | | |

**r** | | | |

Little EFL Phonics 3

**Fun Activity & Writing**

4. Color the spaces with **l** blue and **r** red.

d	l	b	d	b	p	d	c	
t	l	v	t	r	v	r	t	s
c	l	p	c	r	r	b	p	
s	l	f	s	r	v	f		
b	p	r	d	t				
v	f	r	c	s	b	v		

5. Write **l** or **r**.

1

**e d** **i d** **a p**

Little EFL Phonics 3

- New target sounds and words are introduced through listening and speaking activities.
- These targets are practiced and consolidated through an innovating clap chant, a fun activity and a writing activity.

## ▶ Lesson 3 or Lesson 6: Review Targets

**Listening & Speaking**

**Lesson 3** Review | · r · m · n

1. Listen, number and match.

**l** **r** **m** **n**

**l** **r** **m** **n**

Little EFL Phonics 3

**Reading**

2. Circle the picture that begins with the given letter.

1 **l**

2 **r**

3 **m**

4 **n**

5 **l**

6 **m**

Unit 2 Lesson 3

**Writing**

1

**e d** **e t** **a p** **u t**

2

3

4

5

6

7

8

9

10

11

12

**a m** **a p** **a p** **i d**

3. Play "Roll and Write."

• What you need: number die  
• How to play:  
1. Play in pairs or teams.  
2. Roll the die.  
3. Write the beginning letter under the correct picture.

Little EFL Phonics 3

- The targets from L1~L2 or L4~L5 of the current unit are mixed, respectively.
- These targets are practiced and consolidated through listening, reading and writing activities.

# Unit 1

# Beginning Sounds 1

Lesson 1 b • v

Lesson 2 p • f

Lesson 3 Review: b • v • p • f

## Target Sounds and Words

b



bag



bed



bus

v



van



vet




violin

p



pen



pig




pot

f



fan



fin



fox

Lesson 4 d • t

Lesson 5 c • s

Lesson 6 Review: d • t • c • s

Target Sounds and Words

d



dad



dam



dog

t



ten



top



tub

c



cap



cat



cup

s



sit



six



sun



# Lesson 1

# b • v

1. Listen, point and repeat. 

**b**



bag



bed



bus

**v**



van



vet



violin

2. Listen and trace the beginning letter. 

1



2



3



4



5



6





# 3. Let's clap chant.

03 Track

## b

b b



b b



b b



## v

v v




v v



v v



4. Connect the dots. Color and say the words.



5. Write **b** or **v**.

1



u s

2



e d

3



e t



# Lesson 2


# p • f

1. Listen, point and repeat. 

p



pen



pig




pot

f



fan



fin



fox

2. Listen and circle the beginning letter. 

1



2



3



4



5



6

