

Free Online Practice

5

3rd Edition

EFL PHONICS

Double Letter Vowels



Free App



e future

Contents

Unit

1

ee ea

bee, feet, green
peel, seed, tree
leaf, meat, peanut
sea, seal, tea



6

Unit

2

oa ow

boat, coat, goat
road, soap, toast
blow, bowl, pillow
snow, window, yellow



14

Unit

3

ai ay

mail, nail, rail
rain, tail, train
clay, gray, hay
play, pray, tray



22

Unit

4

oi oy

boil, coil, coin, foil
oil, point, soil, toilet
boy, joy, soybean, toy



30

Review 1

ee~oy

38

Unit

5

ow ou

brown, clown, cow
crown, gown, owl
blouse, cloud, count
house, mouse, mouth



46

Unit

6

ir er ur

bird, girl, shirt, skirt
letter, singer, soccer, teacher
nurse, purple, purse, turtle



54

Unit

7

ar or

arm, car, card
farmer, park, star
cork, corn, fork
horse, north, store



62

Unit

8

oo

book, cook, foot
hook, look, wood
food, goose, moon
pool, spoon, zoo



70

Review 2

ow~oo

78

Challenge

ee~oo

86

Test

94

Sight Words

102

Flashcards

103

About EFL PHONICS 5

EFL Phonics 5 teaches students two letter vowels, such as vowel digraphs, vowel diphthongs, and r-controlled vowels. Students will also be introduced to new words that consist of two letter vowels.




Sounds Introduced in EFL Phonics 5

(1) **Vowel Digraphs:** ee, ea, ai, ay, oa, ow (bowl), oo (book), oo (moon)

(2) **Vowel Diphthongs:** oi, oy, ou, ow (clown)

(3) **R-controlled Vowels:** ar, er, ir, or, ur


How to blend sounds to make meaningful words

Ex.	Two Letter Vowels	Consonant + Vowel + (Consonant)
(1)	ee	b + ee → bee 
(2)	oi	c + oi n → coin 
(3)	ir	b + ir d → bird 

Lesson Flow


Unit 2 oa ow

Learn

Listen and repeat. 


oa

boat



ow

bowl



Trace and say.

oa boat boat
ow bowl bowl

Learn More

Listen and repeat. 

oa

 boat
  coat
  goat

 road
  soap
  toast

ow

 bowl
  blow
  pillow

 snow
  window
  yellow

Introduction 1

Students will be introduced to the target combinations of sounds and words through illustrations. Students will become more familiar with the words by tracing and sounding them out.


Introduction 2

Students will be introduced to more words to further practice and reinforce the unit's target sounds.

Practice


Say and circle.

1




oa ow

2




oa ow

3




oa ow

4




oa ow

5




oa ow

6




oa ow

7



oa ow


8



oa ow


Look and circle.

1




road goat

2




blow bowl

3




blow pillow

4




yellow window

5




bowl boat

6




coat goat

7



toast boat

8



snow soap

Practice 1 Reading (Target Sounds)

Students will practice the unit's target sounds through various exercises.

Practice 2 Reading (Words)

Students will further learn the target sounds through whole-word activities. The fun activities will help guide students in reading and linking the words and sounds with illustrations.

Fun Elements

EFL Phonics 5 also provides fun elements to help students strengthen their phonics skills through enjoyable activities.

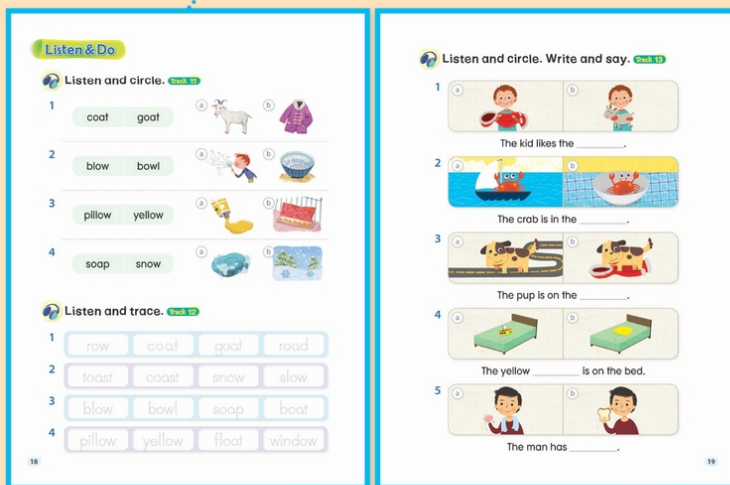


Comics

Students will read entertaining comics that include the target words they learned and additional sight words for repeated exposure.

Game

A fun and engaging game is provided in the book so students can further enjoy practicing phonics skills. Flashcards are provided to be used with the game.



Practice 3 Listening (Words)

Students will gain more exposure to the target sounds and related words through various listening exercises.

Practice 4 Listening (Sentences)

Students will listen to sentences with target words. They will also be asked to read the sentences out loud.



Story & Chant

Students will practice reading the target words in context through a fun phonics story. They will also be exposed to high-frequency sight words. Two listening tracks will accompany the phonics story allowing the students to read and chant along with the story.

Wrap Up Writing (Words)

The target sounds and words are consolidated and reviewed through a writing activity.

Unit 1

ee

ea

Learn



Listen and repeat. **Track 02**

ee



bee



ea



sea



Trace and say.

ee

bee

bee

ea

sea

sea

Learn More



Listen and repeat. **Track 03**

ee



bee



feet



green



peel



seed



tree

ea



sea



leaf



meat



peanut



seal



tea

Practice



Say and circle.

1



ee

ea


2



ee

ea

3



ee

ea


4



ee

ea

5



ee

ea

6



ee

ea

7



ee

ea

8



ee

ea



Look and match.

1



green

peanut

peel

leaf

3



2



4



5



seal

meat

bee

tree

7



6



8



Listen & Do



Listen and circle. **Track 04**

1

sea

seed

a



b



2

tea

tree

a



b



3

feet

meat

a



b



4

peel

seal

a



b



Listen and trace. **Track 05**

1

sea

seed

seal

seek

2

peel

feel

feet

meat

3

tree

tea

sea

seed

4

meat

beef

beat

leaf




Listen and circle. Write and say. **Track 06**

1




The bench is by the sea.

2




There is a _____ on the plate.

3




The _____ is on the log.

4



The _____ is next to the red rose.

5



The _____ swims in the sea.