

# EFL PHONICS

3<sup>rd</sup> Edition

Free Online Practice

4

Double Letter Consonants



Free App



e future

# Contents

## Unit

# 1

**bl cl fl**

black, blade, block, blue  
clam, clap, cliff, clock  
flag, flame, flap, flute



6

## Unit

# 2

**br cr fr**

brake, brave, brick, bride  
crab, crack, crane, crib  
frame, frog, front, frost



14

## Unit

# 3

**gl pl sl**

glass, globe, glove, glue  
plane, plant, plate, plum  
sled, slice, slide, slim



22

## Unit

# 4

**dr pr tr**

dragon, dress, drive, drum  
press, price, print, prize  
trace, track, truck, trumpet



30

**Review 1**

**bl~tr**

38



## Unit

# 5

**sm sn st sw**

smell, smile, smoke  
snack, snake, snore  
stone, stop, stove  
swan, sweet, swim



46

## Unit

# 6

**ng nk**

bang, fang, king, ring  
long, song, bank, rank  
pink, wink, dunk, junk



54

## Unit

# 7

**ch sh**

cherry, chick, chin  
bench, branch, catch  
shape, ship, shop  
brush, fish, wash



62

## Unit

# 8

**ph th wh**

phone, photo, dolphin, elephant  
thick, thin, bath, teeth  
whale, wheel, whisper, white



70

**Review 2**

sm~wh

78

**Test**

94

**Challenge**

bl~wh

86

**Sight Words**

102

**Flashcards**

103

# About EFL PHONICS 4

EFL Phonics 4 teaches students two letter consonants, such as consonant blends and consonant digraphs. Students will also be introduced to new words that consist of two letter consonants.

## Sounds Introduced in EFL Phonics 4

(1) **Consonant Blends:** bl, cl, fl, gl, pl, sl, br, cr, dr, fr, pr, tr, sm, sn, st, sw, nk

(2) **Consonant Digraphs:** ch, sh, ph, th, wh, ng

## How to blend sounds to make meaningful words

Ex.

### Two Letter Consonants

(1) c + r → cr

(2) s + h → sh

### Consonant + Vowel + Consonant

cr + a b → crab

sh + i p → ship



## Lesson Flow

**Unit 2** br cr fr

**Learn**

Listen and repeat.

b + r ↓ br	c + r ↓ cr	f + r ↓ fr
bride	crab	frog

Trace and say.

bride crab frog

**Learn More**

Listen and repeat.

br-			
bride	brake	brave	brick
cr-			
crab	crack	crane	crib
fr-			
frog	frame	front	frost

### Introduction 1

Students will be introduced to the target combinations of sounds and words through illustrations. Students will become more familiar with the words by tracing and sounding them out.

### Introduction 2

Students will be introduced to more words to further practice and reinforce the unit's target sounds.

**Practice**

Say and check.

1 <input type="radio"/> br <input type="radio"/> cr <input type="radio"/> fr	2 <input type="radio"/> br <input type="radio"/> cr <input type="radio"/> fr
3 <input type="radio"/> br <input type="radio"/> cr <input type="radio"/> fr	4 <input type="radio"/> br <input type="radio"/> cr <input type="radio"/> fr
5 <input type="radio"/> br <input type="radio"/> cr <input type="radio"/> fr	6 <input type="radio"/> br <input type="radio"/> cr <input type="radio"/> fr
7 <input type="radio"/> br <input type="radio"/> cr <input type="radio"/> fr	8 <input type="radio"/> br <input type="radio"/> cr <input type="radio"/> fr

**Find, trace, and match.**

1 rbrfrontada	a
2 frbrbraveg	b
3 crackrarnv	c
4 ypbakemj	d
5 brfraqhnke	e
6 frosfrostse	f
7 cracribrept	g

### Practice 1 Reading (Target Sounds)

Students will practice the unit's target sounds through various exercises.

### Practice 2 Reading (Words)

Students will further learn the target sounds through whole-word activities. The fun activities will help guide students in reading and linking the words and sounds with illustrations.



# Fun Elements

EFL Phonics 4 also provides fun elements to help students strengthen their phonics skills through enjoyable activities.



## Comics

Students will read entertaining comics that include the target words they learned and additional sight words for repeated exposure.

## Game

A fun and engaging game is provided in the book so students can further enjoy practicing phonics skills. Flashcards are provided to be used with the game.

### Listen & Do

Listen, number, and match. **Track 11**

brick frame crane



front crib brake



Listen and trace. **Track 12**

- brave brick brake crane
- crack front frost frame
- frog crab crib crack
- bride fraze brave brick

Listen and circle. Write and say. **Track 13**

- The bug is on the brick.
- There is a cat on the frame.
- The crane is on the lane.
- The frog is on the leaf.
- The bike is next to the brake.

## Practice 3 Listening (Words)

Students will gain more exposure to the target sounds and related words through various listening exercises.

## Practice 4 Listening (Sentences)

Students will listen to sentences with target words. They will also be asked to read the sentences out loud.

### Read & Do

Read the story. **Track 14**

Start the story. **Track 15**



### Write & Do

Look and write.

- brake
- crab
- frame
- crane
- brick
- frog
- bug
- leaf
- bike
- brake
- crab
- frame

## Story & Chant

Students will practice reading the target words in context through a fun phonics story. They will also be exposed to high-frequency sight words. Two listening tracks will accompany the phonics story allowing the students to read and chant along with the story.

## Wrap Up Writing (Words)

The target sounds and words are consolidated and reviewed through a writing activity.

## Learn




Listen and repeat. Track 02

b + l



bl

black



c + l



cl

clock




f + l



fl

flag



Trace and say.

black

clock

flag



## Learn More



Listen and repeat. **Track 03**

bl-



black



blade



block



blue

cl-



clock



clam




clap



cliff

fl-



flag



flame



flap



flute

## Practice



Say and check.

1



☐ bl

☒ cl

☐ fl

2



☐ bl

☐ cl

☐ fl

3



☐ bl

☐ cl

☐ fl

4



☐ bl

☐ cl

☐ fl

5



☐ bl

☐ cl

☐ fl

6



☐ bl

☐ cl

☐ fl

7



☐ bl

☐ cl

☐ fl

8



☐ bl

☐ cl

☐ fl





Look and circle.

1



black block

2



clam clap

3



flag flap

4




cliff clam

5



flame flute

6



black blade

7




clock blade

8



flag flute

9



block clock

► Look and write.

bl-

black

cl-

fl-

## Listen & Do





Listen, number, and match. **Track 04**

1 block

flap

clam



cliff

flag

black



Listen and trace. **Track 05**

1 flute blade bless block

2 clap club blue clue

3 blame black flame flute

4 flap click block clock





Listen and circle. Write and say. **Track 06**

1

a




b



Dave has a blue cape.

2

a



b



The \_\_\_\_\_ is on the red mat.

3

a



b



The man has a \_\_\_\_\_.

4

a




b



The cat is by the \_\_\_\_\_.

5

a



b



They \_\_\_\_\_ by the black gate.