

Free Online Practice

3

3rd Edition

EFL PHONICS

Long Vowels



Free App



e future

Contents

Unit

1

Long Vowel a

bake, cake, lake, rake
cape, tape, cave, wave



6

Unit

2

Long Vowel a

game, name, cane, lane
case, vase, date, gate



14

Unit

3

Long Vowel i

line, nine, pine, vine
bike, hike, lime, time



22

Unit

4

Long Vowel i

hide, ride, pipe, wipe
bite, kite, dive, five



30

Review 1

Long Vowels a-i

38

Unit

5

Long Vowel o

hose, nose, pose, rose
hope, rope, note, vote



46

Unit

6

Long Vowel o

hole, mole, pole, sole
dome, home, bone, cone



54

Unit

7

Long Vowel u

cube, tube, cute, mute
dune, June, tune, mule



62

Review 2

Long Vowels o·u

70

Challenge

Long Vowels a·i·o·u

78

Test

86

Sight Words

94

Flashcards



95

EFL Phonics 3 teaches students long vowels. Students will also be introduced to new words that consist of long vowels.

Sounds Introduced in EFL Phonics 3

Long Vowels : a_e, i_e, o_e, u_e

How to blend sounds to make meaningful words

Ex.	Long vowel	Consonant + Vowel + Consonant
	a k → a k e	c + a k e → c a k e 
	i k → i k e	b + i k e → b i k e 

Lesson Flow

Unit 2 Long Vowel a

Learn

Listen and repeat. 

am → ame	an → ane
game 	cane 
as → ase	at → ate
vase 	gate 

Trace and say.

game cane vase gate

Learn More

Listen and repeat. 

game 	cane 
name 	lane 
vase 	gate 
case 	date 

Introduction 1









Students will be introduced to the target combinations of sounds and words through illustrations. Students will become more familiar with the words by tracing and sounding them out.

Introduction 2









Students will be introduced to more words to further practice and reinforce the unit's target sounds.

Practice

Say, circle, and match.

1 	2 	3 	4 
v	c	d	g
-ame	-ane	-ase	-ate
5 	6 	7 	8 
c	d	v	b
-ame	-ane	-ase	-ate

Find and circle.

1 	2 	3 	4 
5 	6 	7 	8 

g a m e a m t

a	s	d	a	t	e	v
t	u	c	c	a	n	e
e	l	a	n	z	b	v
u	a	s	a	u	d	a
c	n	e	m	m	h	s
n	e	s	e	y	z	e

Practice 1 Reading (Target Sounds)

Students will practice the unit's target sounds through various exercises.

Practice 2 Reading (Words)

Students will further learn the target sounds through whole-word activities. The fun activities will help guide students in reading and linking the words and sounds with illustrations.

Fun Elements

EFL Phonics 3 also provides fun elements to help students strengthen their phonics skills through enjoyable activities.



Comics

Students will read entertaining comics that include the target words they learned and additional sight words for repeated exposure.

Game

A fun and engaging game is provided in the book so students can further enjoy practicing phonics skills. Flashcards are provided to be used with the game.



Practice 3 Listening (Words)

Students will gain more exposure to the target sounds and related words through various listening exercises.

Practice 4 Listening (Sentences)

Students will listen to sentences with target words. They will also be asked to read the sentences out loud.



Story & Chant

Students will practice reading the target words in context through a fun phonics story. They will also be exposed to high-frequency sight words. Two listening tracks will accompany the phonics story allowing the students to read and chant along with the story.

Wrap Up Writing (Words)

The target sounds and words are consolidated and reviewed through a writing activity.

Unit 1

Long Vowel a

Learn



Listen and repeat. **Track 02**

ak



ake

cake



ap



ape

tape



av



ave

cave



Trace and say.

cake

tape

cave

Learn More



Listen and repeat. **Track 03**

cake



bake



-ake

lake



rake



tape



-ape

cape



cave



-ave

wave



Practice



Say, circle, and match.

1



2



3




-ake


-ape

-ave

4



5



6



-ake

-ape

-ave



Look and check.

1



cape



cake



cave

2



lake



rake



tape

3



tape



cape



cake

4



cave

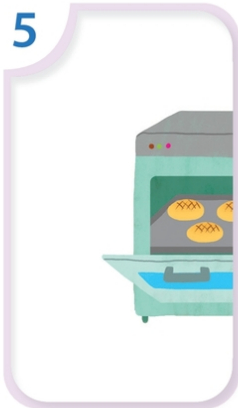


cake



wave

5



bake



cake



cape

6



wake



wave



rake

Listen & Do



Listen and circle. **Track 04**

1

bake

lake

a



b



2

tape

cape

a



b



3

cave

wave

a



b



4

rake

cake

a



b



Listen and trace. **Track 05**

1

cave

lake

make

bake

2

tape

cape

cave

save

3

fake

cake

tape

cape

4

cake

wave

bake

wake