

EFL PHONICS

3rd Edition

Free Online Practice

2

Short Vowels



Free App



e future

Contents

Unit

1

Short Vowel a

can, fan, man, pan
bat, cat, hat, mat



6

Unit

2

Short Vowel a

cap, lap, map, tap
dad, sad, dam, jam



14

Unit

3

Short Vowel i

dip, hip, lip, rip
hit, sit, mix, six



22

Unit

4

Short Vowel i

bib, rib kid, lid
dig, wig, fin, pin



30

Review 1

Short Vowels a-i

38

Unit

5

Short Vowel e

jet, net, vet, wet
bed, red, hen, pen



46

Unit

6

Short Vowel o

dog, log, hop, mop
hot, pot, box, fox



54

Unit

7

Short Vowel u

bug, hug, mug, rug
rub, tub, cup, pup



62

Unit

8

Short Vowel u

bun, fun, run, sun
bud, mud, cut, nut



70

Review 2

Short Vowels e·o·u

78

Test

94

Challenge

Short Vowels a·i·e·o·u

86

Sight Words

102

Flashcards

103



About EFL PHONICS 2

EFL Phonics 2 teaches students how to make two and three letter combinations of short vowels and consonants. Students will also be introduced to new words that consist of short vowels.

Sounds Introduced in EFL Phonics 2

Short Vowels : a, i, e, o, u

How to blend sounds to make meaningful words

Ex.	Short Vowel + Consonant	Consonant + Vowel + Consonant
	a + t → at	c + at → cat 
	i + t → it	s + it → sit 

Lesson Flow


Unit 2 Short Vowel a









Learn

Listen and repeat. 

a + p → ap 	a + d → ad 	a + m → am 
cap 	dad 	jam 

Learn More

Listen and repeat. 

cap 	lap 
map 	tap 
-ap	
dad 	jam 
sad 	dam 
-ad -am	


Introduction 1









Students will be introduced to the target combinations of sounds and words through illustrations.

Introduction 2

Students will be introduced to more words to further practice and reinforce the unit's target sounds.

Practice

Say and circle. 

1  d t t am ap	2  b d ad am
3  l m ad ap	4  c t am ap
5  d t am ap	6  d j am ad
7  j s am ad	8  m d ad ap

Find and circle.

c	a	m	a	i	a	p	n
d	1	2					c
a	3	4					a
m							p
n	a	p	m	a	p	a	g
t	5	6					s
a	7	8					j
p							a
s	a	d	c	d	a	d	m

Practice 1 Reading (Target Sounds)

Students will practice the unit's target sounds through various exercises.

Practice 2 Reading (Words)

Students will further learn the target sounds through whole-word activities. The fun activities will help guide students in reading and linking the words and sounds with illustrations.

Fun Elements

EFL Phonics 2 also provides fun elements to help students strengthen their phonics skills through enjoyable activities.



Comics

Students will read entertaining comics that include the target words they learned and additional sight words for repeated exposure.

Game

A fun and engaging game is provided in the book so students can further enjoy practicing phonics skills. Flashcards are provided to be used with the game.



Practice 3 Listening (Words)

Students will gain more exposure to the target sounds and related words through various listening exercises.

Practice 4 Listening (Sentences)

Students will listen to sentences with target words. They will also be asked to read the sentences out loud.



Story & Chant

Students will practice reading the target words in context through a fun phonics story. They will also be exposed to high-frequency sight words. Two listening tracks will accompany the phonics story allowing the students to read and chant along with the story.

Wrap Up Writing (Words)

The target sounds and words are consolidated and reviewed through a writing activity.

Learn



Listen and repeat. **Track 02**

a



+

n



an

can



a



+

t



at





bat







Learn More



Listen and repeat. **Track 03**

can → 	-an	fan → 
man → 		pan → 

bat → 	-at	cat → 
hat → 		mat → 

Practice



Say and circle.

1



c f at an

2



b m at an

3



f p at an

4



h b at an

5



p c at an

6



m c at an

7



b h at an

8



p h at an



Find and circle.

1



2



3



4



5



6



7



8





c	b	a	t	x	m
a	h	e	c	p	a
t	l	c	s	e	n
i	m	a	t	u	t
q	c	a	n	m	f
b	s	h	a	t	a
j	p	a	n	b	n

Listen & Do



Listen, number, and match. **Track 04**



-at

-an




Listen and check. **Track 05**

- | | | | | |
|---|---|------------------------------|------------------------------|------------------------------|
| 1 | <input checked="" type="checkbox"/> fan | <input type="checkbox"/> pan | <input type="checkbox"/> hat | <input type="checkbox"/> rat |
| 2 | <input type="checkbox"/> can | <input type="checkbox"/> fan | <input type="checkbox"/> cat | <input type="checkbox"/> fat |
| 3 | <input type="checkbox"/> cat | <input type="checkbox"/> mat | <input type="checkbox"/> fat | <input type="checkbox"/> man |
| 4 | <input type="checkbox"/> bat | <input type="checkbox"/> ban | <input type="checkbox"/> can | <input type="checkbox"/> pan |



Listen and circle. Write and say. **Track 06**

1




The cat is on the fan.

2




The _____ is on the mat.

3




Look at the cat with a _____.

4



The _____ is on the mat.

5



The man has a _____.