

Free Online Practice

1

3<sup>rd</sup> Edition

# EFL PHONICS

Single Letter Sounds



Free App



e future

# Contents

Unit

1

Aa Bb Cc

alligator, ant, apple  
bag, bat, book  
cap, cat, cup



6

Unit

2

Dd Ee Ff

desk, dog, duck  
egg, elbow, elephant  
fan, fish, fork



12

Unit

3

Gg Hh Ii

game, gift, gorilla  
hand, hat, hippo  
igloo, iguana, ink



18

Unit

4

Jj Kk Ll

jacket, jam, jet  
key, king, kiwi  
lamp, lemon, lion



24

Review 1

Aa~Ll

30

Unit

5

Mm Nn Oo

map, melon, mouse  
nest, net, nut  
octopus, ostrich, ox



36

Unit

6

Pp Qq Rr

panda, pen, piano  
queen, question, quiet  
rabbit, ring, robot



42

Unit

7

Ss Tt Uu Vv

sand, sock, sun  
ten, tiger, top  
umbrella, under, up  
vase, vest, violin



48

Unit

8

Ww Xx Yy Zz

watch, watermelon, window  
box, fox, six  
yacht, yellow, yo-yo  
zebra, zero, zoo



54

Review 2

Mm~Zz

60

Test

72

Challenge

Aa~Zz

66

Sight Words

78

Flashcards

79

# About EFL PHONICS

3<sup>rd</sup> Edition **1**

EFL Phonics 1 teaches students how to sound out and write the 26 letters of the English alphabet. Students will also be introduced to new words helping them better understand the letter-sound relationships.

## Sounds Introduced in EFL Phonics 1

**Single Letters:** a, b, c, d, e, f, g, h, i, j, k, l, m, n, o, p, q, r, s, t, u, v, w, x, y, z

## Awareness of letter-sound relationships

Ex.

**a:** /a/ as in apple



**b:** /b/ as in book



**c:** /k/ as in cat




# Lesson Flow

**Unit 2 Dd Ee Ff**

**Learn**

Listen and repeat. [Click to listen](#)

<b>Dd</b> 	<b>Ee</b> 	<b>Ff</b> 
--	--	--

Trace and say.

12

**Practice**

Look and match.

1 	2 	3 
---	---	---

**Ff Ee Dd**

Say and write.

1 	2 	3 
---	---	---

13

### Introduction 1










Students will be introduced to the target letters, sounds, and related words. Students will learn the letter-sound relationships by listening and repeating. They will also learn how to write the target letters correctly by tracing them.

### Practice 1

Students will practice the unit's target letters and sounds through various exercises. Students will also practice writing with a focus on uppercase and lowercase recognition.

**Learn More**










Listen and repeat. [Click to listen](#)

<b>Dd</b> 	<b>Ee</b> 	<b>Ff</b> 
		
		




14

**Practice More**

Listen and check. [Click to listen](#)

1 		
2 		
3 		

Say and circle.

1 	2 	3 
---	---	---

D E F e f d	F D E d e f	F E D f d e
----------------	----------------	----------------

15

### Introduction 2

Students will be introduced to more words to further practice and reinforce the unit's target letters and sounds.

### Practice 2

Students will practice identifying the target letters, sounds, and related words through various listening and reading exercises.

# Fun Elements

EFL Phonics 1 also provides fun elements to help students strengthen their phonics skills through enjoyable activities.

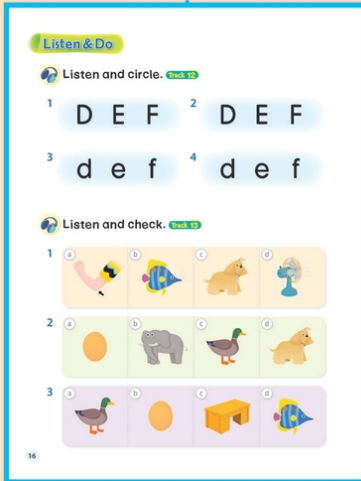


## Chant

Students will further practice the target letters and sounds they learned through fun chants.

## Game

A fun and engaging game is provided in the book so students can further enjoy practicing phonics skills. Flashcards are provided to be used with the game.



## Practice 3

Students will gain more exposure to the target letters, sounds and related words through listening exercises. Through the various listening activities, students will strengthen their understanding of the letter-sound relationships.

## Story & Chant

Students will practice reading the target words in context through a fun phonics story. They will also be exposed to high-frequency sight words. Two listening tracks will accompany the phonics story allowing the students to read and chant along with the story.



Learn



Listen and repeat. Track 02

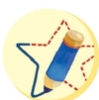
Aa



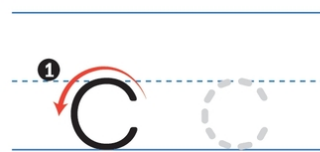
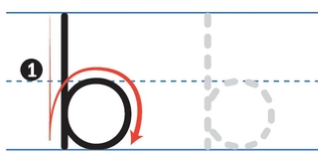
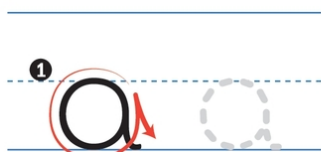
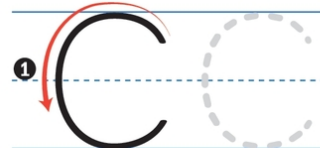
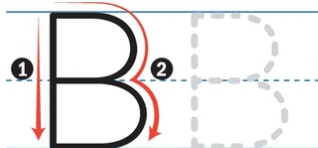
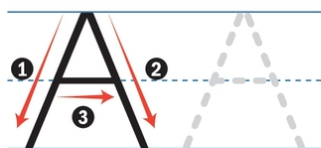
Bb



Cc



Trace and say.



# Practice



Look and match.

1



2



3



Cc

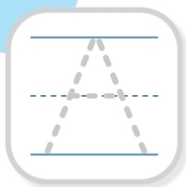

Bb

Aa




Say and write.


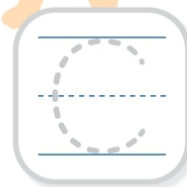
1



2



3




# Learn More



Listen and repeat. **Track 03**

# Aa



# Bb



# Cc





# Practice More

 Listen and check. **Track 04**

1

<p>a</p> 	<p>b</p> 	<p>c</p> 
--	--	--

2

<p>a</p> 	<p>b</p> 	<p>c</p> 
--	--	--

3

<p>a</p> 	<p>b</p> 	<p>c</p> 
---	--	--

 Say and circle.

1



A	B	C
c	a	b

2



B	A	C
a	c	b

3



B	C	A
c	b	a