




Second Edition

Listening Starter

Liana Robinson

3





Second Edition

Listening Starter



3

Listening Starter 3 Second Edition

Liana Robinson

© 2014 Compass Publishing

All rights reserved. No part of this book may be reproduced, stored in a retrieval system, or transmitted in any form by any means, electronic, mechanical, photocopying, recording, or otherwise, without prior permission in writing from the publisher.

Acquisitions Editor: Anne Taylor
Project Coordinators: Stella Park, Daisy Lee
Content Editor: Tamara Wilburn
Copy Editor: Peggy Anderson
Designer: Seraena Lee
Illustrators: Alexandra Colombo, Chi Chung, Barry Ablett, Jason Wolff

email: info@compasspub.com
<http://www.compasspub.com>

ISBN: 978-1-61352-508-1

10 9 8 7 6 5 4 3 2 1
17 16 15 14

Photo Credits

All photos and images © Shutterstock, Inc.

Printed in Korea



Table of Contents

	How to Use This Book	4
Unit 1 *	Let's Hang Out!	6
Unit 2 *	Cleaning Up	12
Unit 3 *	I Don't Understand!	18
	Review Test 1	24
Unit 4 *	Raising Money	26
Unit 5 *	The Talent Show	32
Unit 6 *	Reduce, Reuse, Recycle	38
	Review Test 2	44
Unit 7 *	Cars, Buses, and Trains	46
Unit 8 *	Happy Holidays!	52
Unit 9 *	Growing Plants	58
	Review Test 3	64
Unit 10 *	Say Please	66
Unit 11 *	Be Safe!	72
Unit 12 *	Surprise!	78
	Review Test 4	84

How to Use This Book

Each unit in *Listening Starter Second Edition* includes six parts designed to assist young learners of English in improving their English listening comprehension. Each unit presents the skills needed to listen effectively through a range of everyday topics relevant to the students' own lives. The series introduces students to a variety of vocabulary and high-frequency expressions common for beginning level students of English. Additional review and consolidation activities are provided in the attached workbook, and a comprehensive review test after every three units allows students to test their learning at regular intervals.

Student Book

Warm-Up

Part A introduces the main target words for the unit. Students match the words with the picture. This visual support enables students to create an association with new words. Because answers may vary, a sample is provided in the answer key.

Part B introduces key expressions which appear in the unit. Students match expressions with the appropriate responses.

Let's Hang Out!

Part A Match the words with the pictures in the picture.

Part B Match the expressions with the appropriate responses.

Listening Practice 1

1. Listen to the dialogue and answer the questions.

2. Listen to the dialogue and answer the questions.

Listening Practice 1

Part A focuses on target vocabulary, **Part B** incorporates target vocabulary and the target grammar for the unit, and in **Part C** students complete a mini-dialogue.

Listening Practice 2

Exposure to the target vocabulary and grammar is provided in an extended dialogue. Students practice the academic skill of note-taking and then answer three comprehension questions.

Listening Practice 1

1. Listen to the dialogue and answer the questions.

Listening Practice 2

1. Listen to the dialogue and answer the questions.

Listening Practice 3

This section provides additional exposure to the target vocabulary of the unit in a new context. Students complete a variety of activities including filling in charts, identifying parts of a picture, and answering True/False and comprehension questions. This section also introduces a useful expression: a challenging, but practical English phrase.

On Your Own

This section reviews target vocabulary and grammar for the unit and provides students with an opportunity to use what they have learned in personalized speaking and writing activities.

Quiz

Quiz reviews the material covered in the unit in test format.

Review Tests

A test is provided after every three units. Each two-page test provides a comprehensive review of the vocabulary and expressions taught in each unit and presents an opportunity for students to practice test-taking skills.

On Your Own

1. Write your name. Write other names.

2. Write the names of the students in your group.

My Teacher

Name: _____

Quiz

1. Listen. What video did you watch? Write the title.

2. Listen. Choose the correct response.

3. Listen. Choose the correct response.

4. Listen. Choose the correct response.

5. Listen. Choose the correct response.

6. Listen. Choose the correct response.

7. Listen. Choose the correct response.

8. Listen. Choose the correct response.

9. Listen. Choose the correct response.

10. Listen. Choose the correct response.

Review Test 1

1. Listen. Write the other name for the picture.

2. Listen. Write the other name for the picture.

3. Listen. Choose the correct response.

4. Listen. Choose the correct response.

5. Listen. Choose the correct response.

6. Listen. Choose the correct response.

7. Listen. Choose the correct response.

8. Listen. Choose the correct response.

9. Listen. Choose the correct response.

10. Listen. Choose the correct response.

Review Test 2

1. Listen to the video. What was the first name of the person?

2. Listen to the video. What was the last name of the person?

3. Listen to the video. What was the address of the person?

4. Listen to the video. What was the phone number of the person?

5. Listen to the video. What was the email address of the person?

6. Listen to the video. What was the website of the person?

7. Listen to the video. What was the social media of the person?

8. Listen to the video. What was the profession of the person?

9. Listen to the video. What was the hobby of the person?

10. Listen to the video. What was the sport of the person?

Workbook

Let's Hang Out!

1. Listen to the audio. Write the name of the person who is speaking.

2. Listen to the audio. Write the name of the person who is speaking.

3. Listen to the audio. Write the name of the person who is speaking.

4. Listen to the audio. Write the name of the person who is speaking.

5. Listen to the audio. Write the name of the person who is speaking.

6. Listen to the audio. Write the name of the person who is speaking.

7. Listen to the audio. Write the name of the person who is speaking.

8. Listen to the audio. Write the name of the person who is speaking.

9. Listen to the audio. Write the name of the person who is speaking.

10. Listen to the audio. Write the name of the person who is speaking.

Listening Activities

1. Listen to the audio. Write the name of the person who is speaking.

2. Listen to the audio. Write the name of the person who is speaking.

3. Listen to the audio. Write the name of the person who is speaking.

4. Listen to the audio. Write the name of the person who is speaking.

5. Listen to the audio. Write the name of the person who is speaking.

6. Listen to the audio. Write the name of the person who is speaking.

7. Listen to the audio. Write the name of the person who is speaking.

8. Listen to the audio. Write the name of the person who is speaking.

9. Listen to the audio. Write the name of the person who is speaking.

10. Listen to the audio. Write the name of the person who is speaking.

Listening Activities

Workbook activities include listening and matching, circling the correct word, completing the sentences, and matching the picture with the correct sentence.

Dictation Sheets

1. Listen to the audio. Write the name of the person who is speaking.

2. Listen to the audio. Write the name of the person who is speaking.

3. Listen to the audio. Write the name of the person who is speaking.

4. Listen to the audio. Write the name of the person who is speaking.

5. Listen to the audio. Write the name of the person who is speaking.

6. Listen to the audio. Write the name of the person who is speaking.

7. Listen to the audio. Write the name of the person who is speaking.

8. Listen to the audio. Write the name of the person who is speaking.

9. Listen to the audio. Write the name of the person who is speaking.

10. Listen to the audio. Write the name of the person who is speaking.

Dictation Sheets

1. Listen to the audio. Write the name of the person who is speaking.

2. Listen to the audio. Write the name of the person who is speaking.

3. Listen to the audio. Write the name of the person who is speaking.

4. Listen to the audio. Write the name of the person who is speaking.

5. Listen to the audio. Write the name of the person who is speaking.

6. Listen to the audio. Write the name of the person who is speaking.

7. Listen to the audio. Write the name of the person who is speaking.

8. Listen to the audio. Write the name of the person who is speaking.

9. Listen to the audio. Write the name of the person who is speaking.

10. Listen to the audio. Write the name of the person who is speaking.

Dictation Sheets

The Dictation Sheets comprise two pages of dictation activities, providing reinforcement and review of the unit's material.

Let's Hang Out!

Warm-Up

A Find the words and number them in the picture.



1 relax

2 bake







3 towel

4 allow

5 paintball

6 pool


B Match the expressions. Listen and check your answers.  Unit 1

- | | | |
|------------------------------------------------------------------------------------------------------------------------------------------|---|---------------------------------------------------------------------------------------------------------------------------------------------|
| 1.  Can I play paintball with my friends on Saturday? | • | a.  No, she is not allowed. She needs to study. |
| 2.  Can Julie go to the pool? | • | b.  Yes, you can. But you should do your homework first! |
| 3.  Do you want to hang out at my house tomorrow? | • | c.  Sure! Can we bake cookies? |

Listening Practice 1

A Listen and circle the word or phrase you hear.  **Track 2**

- Let's (relax / hang out) in the park tomorrow.
- Great idea! We can ride bikes and play (paintball / soccer).
- I can't ride a bike. I don't (know how / have a bike).

B Listen. Write the letter that matches the picture.  **Track 3**



C Listen and fill in the blanks.  **Track 4**

A: Let's hang out!
you come over to my house later?

B: Yeah, sure.
do you want to do?

A: I was thinking about .

Word Box

playing computer games /
baking cookies

Which / What

Will / Can