

BIGBOX
Learning App

MP3
Free Download

NEW FRONTIERS

Thomas Hong • Gareth Powell

STUDENT BOOK

2

A1⁺

Elementary



NEW FRONTIERS

STUDENT BOOK

2

A1⁺

Elementary

Scope and Sequence

HOW TO USE

..... Page 4

UNIT / PAGE	VOCABULARY	GRAMMAR & STRUCTURES	LISTENING
HELLO!  Page 6 1	Personal information Introductions Jobs The theater	<i>Wh</i> -questions Stative verbs Possessive adjectives	Understand questions about personal information
LET'S HAVE SOME FUN!  Page 18 Page 30 Review 1-2 2	Hobbies and pastimes Talents Skills	Expressions of frequency <i>want (to)</i> and <i>would like (to)</i> Object pronouns	Ask and answer questions about fun activities
WHERE TO?  Page 32 3	Errands Places around town Making arrangements Directions	<i>need to</i> and <i>have got to</i> <i>Prepositions of place and movement</i>	Listen to people talk about their errands
WHERE CAN I FIND IT?  Page 44 Page 56 Review 3-4 4	Locations around the house Neighborhood locations Describing objects Personal items	Prepositions of place Singular and plural possessive nouns	Listen to people talk about where things can be found
I DON'T FEEL SO WELL  Page 58 5	Health problems The body Health checkup	Modal verb <i>should (not)</i> for suggestions Modal verbs <i>may</i> and <i>might</i> for possibility Quantifiers	Listen to people talk about being sick
AROUND SCHOOL  Page 70 Page 82 Review 5-6 6	School events Helping out School facilities School staff	Present continuous with future meaning Modal verbs <i>can</i> and <i>could</i> for polite requests	Learn about school events and activities
ON TOUR  Page 84 7	Travel At a restaurant	Past time expressions Simple past Past continuous	Understand a travel story
LIFE'S AN ADVENTURE  Page 96 Page 108 Review 7-8 8	Adventure sports Describing experience Animals Extreme activities	Present perfect vs Past simple Past time clauses	Listen and understand a story about an adventure
I LOVE NATURE!  Page 110 9	Animals Natural environment	Adjective comparatives Superlatives	Understand talks about animals
LET'S GO OUT!  Page 122 Page 134 Review 9-10 10	Entertainment Amusement parks Attractions	Making suggestions with <i>let's will</i> vs <i>going to</i> <i>because</i> and <i>because of</i>	Listen to people inviting others out for fun

SPEAKING	READING	WRITING	PRONUNCIATION	PROJECT
Introduce someone important	Read about a team	Write interview questions	Expansion: /ə/	A Fine Business Plan
Talk about fun activities	Read about child prodigies	Write an invitation to a friend to join you for an activity	/e/ vs /eɪ/	Making Weekend Plans
Talk about errands and where to do them	Read about a special place and how to get there	Give written directions	/ɛ/, /æ/, and /ʌ/	Make Detailed Instructions
Ask and answer questions to describe an object	Read about famous works of art	Write a flyer describing a lost object	/ʊ/ vs /u:/	Design a Machine
Talk about being sick and give advice	Read about childhood illnesses	Write about being sick or hurt	/ɒ/ vs /əʊ/	Survey about Experiences
Make polite requests for people to do tasks	Read about special school events	Make an announcement for an upcoming special event	Tonic stress	Event Proposal
Ask and answer questions about past events	Read about a famous traveler	Review a place you visited	Past tense -ed, /t/, /d/, and /ɪd/	A Thief on the Orient Express
Ask and answer questions about exciting experiences	Read adventure trip advertisements	Add to an online discussion about adventure activities	/b/ vs /v/	Adventure Planner
Talk about nature	Read about amazing things in nature	Write about things in nature	/aʊ/	Posters for Endangered Animals
Take turns inviting a partner to do something	Read about an interesting place to have fun	Write about your plans for your next vacation	/cr/ vs /cl/	Theme Park Tycoon

How to Use

QR Codes


AUDIO

Scan the QR Code at the start of each lesson to get the audio for the unit.



VIDEO

Scan the QR Code on Project Lessons to link to our animated shorts.



CD-ROM

You can access the audio and videos via the CD-ROM included with the Student Book. You will also find links to other bonus materials.

Comics

Every animated short comes with a companion comic.



Class Booster

Every lesson has a digital supplemental lesson on the Class Booster platform. Use the CD-ROM or download from www.playbigbox.com/download/classbooster to enjoy additional activities and fun games.



Download the comics at www.compasspub.com/newfrontiers2

Classroom Language



Scan for Audio

1 Listen and number. 00-01



listen



talk with a partner



read



talk with a group



write



look at the board



speak



open your books



answer



close your books



repeat



research



role-play



watch

2 Read the questions.

How do you spell "board"?

Can you repeat that?

Can you say that again more slowly?

How do you say " _____ " in English?

What does "board" mean?

How do you pronounce this word?

I have a question.

What's the answer to number four?



NOTE

Keep an eye out for Notes! They provide extra information and activities.



UNIT

1

HELLO!



Scan for Audio

WHAT YOU WILL DO IN THIS UNIT

- A Listening** Understand questions about personal information
- B Speaking** Introduce someone important
- C Reading** Read about a team
- D Writing** Write interview questions
- E Project** Make a business plan



Look at the photo and answer the questions.

1. What is happening in the photo?
2. Why are they doing that?
3. Would you like to study in another country?
4. Which country would you like to visit?

A

Listening

Aim Understand questions about personal information

Vocabulary

1 Listen and write the word(s) you hear.  1-01

grow up
worry

come from
miss


culture
weird

experience
exchange

1.




2.



3.




4.




5.




6.



7.



8.



2 Listen and write the vocabulary word you hear.  1-02

1. _____

2. _____

3. _____

4. _____

5. _____

6. _____

Focus

3 Talk with a partner.

Where are you from?

I'm from *the Philippines*.

How do you like *Canada* / *America* / etc.?

I *like* / *don't like* it!

Where did you grow up?

I grew up in *Canada*.

What are your hobbies?

My hobbies are *traveling* and *cycling*.

Why did you choose this school?

I chose this school *because it's close to my house!*

4 Listen and answer the questions. 1-03


1. Where is Danesh from?



2. Where is Tetsuo studying?



3. Where is Colette living now?



4. Where does Sophia miss living?



5 Listen again and talk with a partner. Role-play as *Danesh*, *Tetsuo*, *Collette*, or *Sophia*. Ask and answer the questions. 1-03

- Where are you from?
- How do you like _____ so far?
- Where did you grow up?
- Why did you choose this _____?
- What do you like most / least about _____?



Listen Up

6 Listen and match the question to the answer. 1-04

- Who is Janet? _____
- Where is Janet from? _____
- Where did Janet grow up? _____
- Where is Janet living right now? _____

- Brisbane
- Canada
- an exchange student
- Sydney

Challenge

7 Listen and answer the questions. 1-05

- What does Kaya usually do in her free time?
 - go shopping
 - eat out
 - play violin
 - sing
- What does Kaya want to do next year?
 - go to Jamaica
 - join the orchestra
 - buy a violin
 - make new friends
- Circle **true** or **false**.
 - Kaya comes from Blackwater. true false
 - Kaya never played violin before. true false
 - Kaya was worried about making friends. true false



B

Speaking

Aim Introduce someone important

Vocabulary

1 Listen and number. 1-06



introduce



roommate



pleased



beautiful



important



boyfriend



girlfriend



guest

2 Fill in the blanks with the vocabulary words. Listen and check your answers. 1-07

Joe: Mom, I want to 1. _____ you to someone.

Mom: Who's our 2. _____? She's very 3. _____.

Joe: This is Lisa. She's my 4. _____.

Mom: I'm 5. _____ to meet you, Lisa!

Lisa: Pleased to meet you too, Mrs. Jones.

Mom: How did you two meet, Joe?

Joe: Lisa's 6. _____ introduced us.

Mom: I'm so happy that you two met.

Lisa: I'm happy too. Joe is very 7. _____ to me. I couldn't ask for a better
8. _____.

Expressions Introducing yourself to others

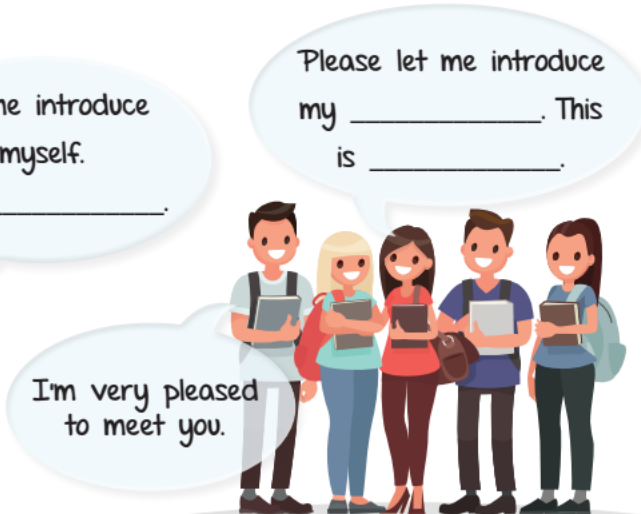
3 Listen and repeat. 1-08

NOTE

Many people begin a conversation by asking, "How are you?"

Self-introduction	Please allow me to introduce myself. I'm...	I'm pleased to meet you. I'm...
	Thank you for having me. My name's...	It's great to be here. My name's...
Introducing someone else	Please allow me to introduce my friend. This is...	Have you met...?
	I'd like you to meet...	This is my friend...

- ④ Introduce yourself to others. Then practice introducing someone else to a friend.



Grammar

- ⑤ Look at the table. Then listen and repeat.  1-09

Stative verbs are verbs that describe feelings and thoughts rather than actions.

see	like / dislike	love / hate
think	want	need
understand	know	have

- Ex.** 1. Josh has a car.
2. Lisa sees Josh.
3. I know kung fu.

- ⑥ Fill in the blanks with the words in the box.

know love want

- The exchange students from China _____ a lot about Chinese history.
- My girlfriend doesn't _____ a bag of cookies because she isn't hungry.
- I _____ my grandmother because she is always kind to me.

Focus

- ⑦ Talk with a partner.

What do you think about my *girlfriend*?

What do love about *school*?
What do you hate about *school*?

Why do want to *eat sushi*?

I think *she is very nice*.

I love *all the nice people*.
I hate *all the homework*!

I want to *have fish*.

Speak Up

- ⑧ Introduce yourself and your partner to the class. Include the following information.


- Where are you and your partner from?
- Where did you and your partner grow up?
- What do you and your partner think of English class?
- What do you and your partner love / hate to do?



Pronunciation

- ⑨ Listen and repeat.  1-10

/ə/	cut	can
-----	-----	-----

- ⑩ Listen and circle the /ə/ sound in the word.  1-11

- bird
- away
- pencil
- elephant
- carrot



Reading

Aim Read about a team

Vocabulary

1 Listen and repeat. 1-12

leader

fan

dancer

CHECKLIST

make sure

work

decide

accident

2 Write the vocabulary word that matches the definition.

- _____ someone who controls an office, team, or store
- _____ to choose between options
- _____ someone who moves their body to music
- _____ to confirm something is true or completed
- _____ someone who loves something such as a sports team
- _____ something that is usually done for money
- _____ someone who controls a group, country, or situation
- _____ something that was not supposed to happen

manager

Pre-reading

3 Match the words in the box with the pictures. Can you name any famous people with these jobs?

leader

manager

singer

dancer

rapper



1.



2.



3.



4.



5.

4 Read the introductions. 1-13

Manager – Joo-Yeon Park

My name is Joo-Yeon Park. I'm the manager of the K-Pop group *Hello Beautiful*. I make sure that the group knows their schedule. I drive them to their concerts. Also, I make sure that there are no accidents at the shows. Anything can happen at a concert, so I need to make sure the group and fans are OK.



Singer – Anya

My name is Anya. I'm the leader and singer of *Hello Beautiful*. I write songs and sing them, too. I decide what songs we should sing during a show. I know how to sing in Korean, English, Japanese, and Thai. Maja and DJ Moon only speak English and Korean, so I teach them how to say things in Japanese and Thai.



Dancer – Maja

I'm Maja. I am the lead dancer of *Hello Beautiful*. I want to dance well for the fans, and I teach the other members of the group how to dance better. I practice a lot and do my best to not make mistakes. One time, I jumped too high and fell during a show. I couldn't dance for a week!



Rapper – DJ Moon

My name is DJ Moon. I am the group's rapper. I write new songs every day. I love to listen to music while I work. It helps me think. I practice a lot so I don't say the wrong words on stage. I need to speak fast and make sure that everyone understands me.



Comprehension

5 Circle true or false.

- Joo Yeon Park makes sure that *Hello Beautiful* knows their schedule.
- Anya teaches the others how to dance better.
- Maja decides which songs they will sing.
- DJ Moon works hard to write new music.

true	false
true	false
true	false
true	false

6 Discuss with a partner.

- Who is your favorite band or musical group?
- Who is your favorite member of the group?
- What do you like about their music?

Challenge

7 Read the text and decide which person to add to the K-Pop group *Hello Beautiful*. Explain to the class why you chose that person. Use the phrases in the box.



May B

Hi. My name is May B. I always wanted to be in a K-Pop group. I trained for many years and even wrote my own music. But one day, I was in a big accident. Doctors told me I couldn't sing anymore. But I worked hard for two years and learned to sing again!

Hello! I'm Sori Kim. I'm a singer and dancer. I started singing three years ago. I was so surprised when I won first place at my first singing contest! I really want to be a singer!



Sori Kim

I choose _____ because I feel that...

I like her because I know...

I choose _____ because I think that...

I like her because she understands...