

2.3

VIVID READING

WITH FICTION & NONFICTION

2
PLUS



Starter

Basic

★ Plus

Master

Anne Hendler · Nick Scherf

VIVID READING

WITH FICTION & NONFICTION

2
PLUS

Table of Contents

How to Use This Book

04

Unit 01 Fiction

Baby Brother



inside



belly



feed



noisy




take care

06

Unit 02 Fiction

The Hurricane



hurricane



occur



badly



think



town

10

Unit 03 Fiction

School Club



robot



student



draw



work



cool

14

Unit 04 Fiction

You're Invited!



singer



actor



miss



May



ticket

18

Unit 05 Fiction

A Drop of Water



drop



ocean



sunny



change



cloudy

22

Unit 06 Fiction

The Didgeridoo



present



wonder



instrument



ready



proud

26

Unit 07 Nonfiction

The Longest Game



cricket



team



stick



hit



last

30

Unit 08 Nonfiction

Play Well



piece



wheel



break



round



hurt

34

Review 1

38

Unit 09 Fiction

The Light of the Stars



evening



dark



above



beautiful



away

42

Unit 10 Fiction

My Heroes



firefighter



cry



rush



photographer



job

46

Unit 11 Fiction

The Lost Map



hobby



problem



lose



mad



smartphone

50

Unit 12 Fiction

Dining Differences



plate



begin



sadly



fork



rice

54

Unit 13 Fiction

A Bad Fox



donkey




dinner



agree



follow



deep

58

Unit 14 Fiction

Shapes Everywhere



corner



hill



terrible



beehive



everywhere

62

Unit 15 Nonfiction

Natural Soap



soap



unhealthy



choose



a few



world

66

Unit 16 Nonfiction

The Paper Plane



paper



plane



some



window



throw

70

Review 2

74

How to Use This Book

Each unit in *Vivid Reading with Fiction & Nonfiction Plus* includes eight parts plus additional review and consolidation activities in the workbook. These parts work together to lead students from visualizing the meaning of target vocabulary and thinking about the unit's topic to reading a passage and checking comprehension. After reading the passage and completing a comprehension check, students take on writing practice, review target vocabulary, practice sentence patterns related to the passage, and participate in listening comprehension and speaking activities. A summary of each section is presented here.

Warm Up

Includes a key question to stimulate students' interest in the passage or illustration

Reading

Ranges from original stories to informative passages with either full-color illustrations or six smaller full-color illustrations. An audio recording of each passage is provided on the CD.

New Words

Lists key vocabulary along with illustrations that provide visual definitions for the words

The image shows a sample page from the book, Unit 01 'Baby Brother'. The page is divided into several sections: 'Unit 01 Baby Brother' at the top, a 'Warm Up' section with a question 'Which do you think is better, having siblings or being an only child?', a 'New Words' section with a list of words (inside, belly, feed, noisy, take care) and small illustrations, a 'Find It!' section with a puzzle 'Find and circle the hidden words eat and noisy.', a 'Reading' section with a passage about a baby, and a 'Bonus Words' section. The page is illustrated with a family sitting on a couch, a fireplace, and a baby. Callout lines connect the surrounding text boxes to these sections on the page.

Unit 01 Baby Brother

Warm Up
Which do you think is better, having siblings or being an only child?

New Words
inside
belly
feed
noisy
take care

Find It!
Find and circle the hidden words eat and noisy.

Reading
Mom was going to have a baby. The baby grew inside her belly for nine months. Finally, I met my little brother. His name is Henry. Mom and Dad let me help. When Henry needs to eat, Mom lets me feed him. Henry can be noisy, but I love him. I love taking care of Henry. Dad says I am a good sister.

Bonus Words

Find It!

Presents a quick interactive activity related to the unit's key vocabulary

Bonus Words

Presents words related to the unit's topic, giving students exposure to new words and interesting information

Check It

Includes two comprehension activities. The first focuses on the main idea and details from the passage. The second activity summarizes the information from the passage through completion of a graphic organizer.

Learn It







Provides additional exposure to the target vocabulary in new contexts, as well as writing practice

Say & Write It

Provides an opportunity for students to learn new words related to the unit topic and to practice them in an oral dialogue

Check It

A Choose the best answers.

- What is the reading about?
a. Hospitals b. Hunger **c. Family**
- The baby grew _____ Mom's belly for nine months.
 a. good  b. below  c. inside
- When Henry needs to _____, Mom lets me help.
 a. feed  b. eat  c. belly




B Read and circle True or False.

1. I am Henry's little sister.	True	False
2. Mom and Dad let me help.	True	False
3. Henry can be noisy.	True	False
4. Dad says I am a good brother.	True	False


Learn It


Write the correct words.


noisy ~~belly~~ taking care

- Henry was in Mom's  belly.
- He can be  _____, but I love him.
- I love  _____ of Henry.

Say & Write It

Listen, write, and say. 

 ~~noisy~~
~~eat~~

 quiet
sleep

Is your baby brother noisy?

Yes, because he wants to eat.

Workbook

Provides additional practice in vocabulary, comprehension, sentence production, and dictation for each unit. It can be completed in class or as homework.

Unit 01 Baby Brother

Read, write, and say.

-  The baby grew _____ Mom's belly.
inside
-  _____ is another name for stomach.
belly
-  Henry needs to _____.
eat
-  Mom lets me _____ my brother.
feed
-  Henry can be _____, but I love him.
noisy
-  I love _____ of Henry.
take care
-  I _____ my mom every night before bed.
hug
-  We are _____.
siblings

Unit 01 Baby Brother




Find and circle the words.


y	f	g	f	i	s	t	k	v
l	n	v	q	h	a	t	z	e
s	i	f	e	e	d	w	r	v
t	m	z	i	h	k	a	y	i
b	h	l	a	d	c	s	p	g
e	i	g	v	e	i	t	k	s
l	i	d	k	o	j	f	w	o
l	g	a	n	j	z	a	d	i
y	t	a	i	n	s	i	d	e

Choose the correct sentences.

-  ☒ a. Mom lets me feed the baby.
☐ b. Mom lets me hug the baby.
-  ☐ a. My baby sister is quiet.
☐ b. My baby sister is noisy.

Write the words in the correct order.

-  Mom was _____ a baby. going to have Mom was
-  let me _____ Mom and Dad help. help
-  I am a _____ Dad says _____ good sister. good sister

Listen and write. 

Mom was going to have a 1 baby. The baby grew inside her 2 belly for nine 3 months. Finally, I met my little brother. His name is Henry. Mom and Dad let me help. When Henry needs to 4 eat, Mom lets me feed him. Henry can be noisy, but I 5 love him. I love taking care of Henry. Dad says I am a good sister.

Unit 01

Baby Brother



Scan and find the tracks.

Warm Up

Which do you think is better, having siblings or being an only child?

New Words



inside



belly



feed



noisy



take care

Find It!

Find and circle the hidden words *eat* and *noisy*.

siblings

hug



EAT



Mom was going to have a baby.
The baby grew **inside** her **belly** for nine months.
Finally, I met my little brother.
His name is Henry.
Mom and Dad let me help.
When Henry needs to eat, Mom lets me **feed** him.
Henry can be **noisy**, but I love him.
I love **taking care** of Henry.
Dad says I am a good sister.

