

# VIVID READING

WITH FICTION & NONFICTION

2

MASTER



Starter

Basic

Plus

★ Master

Casey Malarcher



# VIVID READING

**WITH FICTION & NONFICTION**

**2**  
**MASTER**





# Table of Contents

## How to Use This Book

04

### Unit 01 Work Around the House

Fiction / Household Chores

wink  
closet

toilet  
avoid

scrub  
chore

06

### Unit 02 Down on the Farm

Fiction / Vegetables

reply  
crop

suggest  
potato

wise  
corn

10

### Unit 03 Brotherly Love

Fiction / Family

operation  
guy

blood  
needle

nurse  
bone

14

### Unit 04 A Cool Place to Stay

Nonfiction / Buildings

Canada  
January

roof  
melt

vase  
April

18

### Unit 05 Penguin Power

Nonfiction / Animals

penguin  
wing

sky  
dive

squid  
sharp

22

### Unit 06 A Delicious Treat

Nonfiction / History

invention  
soda

frozen  
delicious

treat  
refreshing

26

### Unit 07 A Man and His Dream

Nonfiction / History

generous  
filled

rag  
cider

whatever  
mill

30

### Unit 08 Free to Fly

Nonfiction / Insects

explore  
free

jar  
week

actually  
remain

34

## Review 1

38

**Unit 09 What Is It?**

Fiction / Riddles

certain	clue	obvious
consume	smoke	flame

42

**Unit 10 Better Together**

Fiction / Fairy Tales

fishing	storm	island
bottle	genie	magic

46

**Unit 11 Becoming Different**

Fiction / Science

caterpillar	tease	trust
mirror	handsome	moth

50

**Unit 12 A Garden Tip**

Nonfiction / Gardening

harmful	attract	purple
bloom	autumn	poison

54

**Unit 13 An Eight-Legged Wonder**

Nonfiction / Animals

octopus	heart	amazing
solve	puzzle	ink

58

**Unit 14 A Talent for Many Things**

Nonfiction / History

fascinating	alive	ceiling
architect	design	include

62

**Unit 15 A Great Man**

Nonfiction / History

prison	treat	law
human	government	president

66

**Unit 16 The Amazing Pumpkin**

Nonfiction / Food

pumpkin	common	researcher
ancient	quite	fit

70

**Review 2**

74

# How to Use This Book

Each unit in *Vivid Reading with Fiction & Nonfiction Master* includes eight parts plus additional review and consolidation activities in the workbook. These parts work together to lead students from visualizing the meaning of target vocabulary and thinking about the unit's topic to reading the passage and checking comprehension. In the follow-up activities to the comprehension check, students practice basic grammar points related to the passages, learn the meaning of a highlighted expression, and review target vocabulary. A summary of each section is presented here.

## New Words

Lists key vocabulary along with photographs that provide visual definitions for the words

## Readings

Ranges from original stories to informative passages presented with either full-color illustrations or photographs. An audio recording of each passage is provided online by a QR code.



## Look and Think

Includes a short explanation of the unit along with a key question to stimulate students' interest in the passage

## Did You Know?

Presents short texts related to the unit's topic, giving students exposure to new words and interesting information



## Check It

Includes two comprehension activities. The first focuses on the main idea and details from the passage. A second activity summarizes the information from the passages through completion of a graphic organizer.

## Learn It

Provides additional exposure to the target vocabulary of each unit in new contexts

## Challenge It




Allows students to study basic grammar rules through a variety of activity types

## Tip

Highlights an idiomatic expression or phrasal verb from the unit's passage


### Check It


**A Choose the best answers.**


- What is the reading about?  
a. Doing homework  
b. Doing a chore  
c. Doing exercise
- Susan wants to avoid \_\_\_\_\_.  
a. all chores      b. one chore      c. making dinner
- Which room does Susan hate to clean?  
    
a. Her bedroom      b. The kitchen      c. The bathroom

**B Put the information in the right places.**

a. She wants to avoid cleaning the bathroom.  
 b. Maybe she planned for Susan to clean her room.  
 c. She is busy cooking.

  
Grandmother

  
Mother

  
Susan

- \_\_\_\_\_ c \_\_\_\_\_
- \_\_\_\_\_
- \_\_\_\_\_

### Learn It

Write the correct words.

avoid      scrub      toilet      winked


- Everyone wants to \_\_\_\_\_ failure.
- The woman \_\_\_\_\_ at me as she poured my glass of cider.
- The old \_\_\_\_\_ is actually just a hole in the floor.
- Give the sink a \_\_\_\_\_. It's quite dirty!

### Challenge It

Study. Then circle the correct words.

**Language Point**  
 Past Participles  
 Have you been there?      Has she cleaned them?  
 Have they finished it?      Has it done that?




- Have you (saw / seen) the vacuum?
- Has he (scrub / scrubbed) the toilet?
- Have they (avoid / avoided) their chores?
- Has she (make / made) dinner yet?

  
**TIP**  
 Find and circle the words from the reading.  
 \* have got to      have to; must

## Unit 01 Work Around the House

### Practice

Choose the correct sentences.

-  ☐ a. He wipes the window.  
☒ b. He scrubs the toilet.
-  ☐ a. He is winking at us.  
☐ b. He is eating a cupcake.
-  ☐ a. He is cleaning the carpet and avoiding the TV.  
☐ b. He is watching the TV and avoiding the chores.

### Word Review

Write the correct words.

toilet      closet      chore      avoiding

- "I'm busy cooking. But that \_\_\_\_\_ does need a scrub!"
- Susan hates cleaning the bathroom! That's her least favorite \_\_\_\_\_!
- Mom points to the hall \_\_\_\_\_.
- Susan is clever for \_\_\_\_\_ her least favorite chore!

### Reading Fluency

Read the passage to answer the questions.

"Dad, can I have some ice cream?" asked Rick.  
 "Sure," said Dad. "Once you finish your chores, you can have some." After a few hours, Rick finished his chores.  
 "Dad! I'm done. Can I have some ice cream?" asked Rick. "OK. Let's go to the ice cream shop," said Dad. "How many scoops can I have?" asked Rick. "Only one. You have to have dinner soon."

### Reading Check

Choose the best answers.

- The reading is about \_\_\_\_\_.  
a. finishing chores      b. having family dinner      c. making ice cream
- Once Rick finishes his chores, he can have some \_\_\_\_\_.  
a. money      b. ice cream      c. candy
- Dad takes Rick to the \_\_\_\_\_.  
a. ice cream shop      b. hospital      c. supermarket
- Rick only have one scoop of ice cream because he has to \_\_\_\_\_.  
a. have dinner      b. lose weight      c. drink soda

## Unit 01 Work Around the House Read, write, and say.

1. wink	to close and open one eye very quickly		
2. bathroom	a room with a toilet and sink		
3. cook	to prepare food for eating by heating it		
4. toilet	a bathroom		
5. scrub	the act of rubbing something hard to clean it		
6. point	to bring attention to something by using one's finger		
7. hall	a long, thin area in a building		
8. closet	a small room or cabinet that holds clothes or other things		
9. avoid	to stay away from		
10. chore	a job that is done regularly		

## Workbook

Provides additional reading fluency and vocabulary activities for each unit that can be completed as homework

# Unit 01

## New Words

Track 02



wink



toilet



scrub



closet



avoid



chore

# Work Around the House



Scan and find the tracks.



### Look and Think

They need to clean the house.  
What do you clean at home?



Mom **winks** at Grandmother.

With a smile, she shouts, “Mom, I’ve got to go to work. Will you clean the bathroom?”

Loudly, Grandmother says,  
“I’m busy cooking.

But that **toilet** does need a **scrub!**”

Susan knows Mom will ask her next.

She hates cleaning the bathroom!

Susan yells, “Mom,  
have you seen the vacuum?  
I’m cleaning my room.”

Mom points to the hall **closet**.

Susan is clever for **avoiding** her least  
favorite **chore!**

Or is she? Perhaps Mom planned for  
Susan to clean her room?

### Did You Know?

More mothers work outside  
the house than ever before.

