

# VIVID READING

WITH FICTION & NONFICTION

1



MASTER

Starter

Basic

Plus



Master

Casey Malarcher



# VIVID READING

**WITH FICTION & NONFICTION**

**1**

**MASTER**



# Table of Contents

## How to Use This Book

04

### Unit 01 Sports Day

Fiction / School

event  
shout  
coach  
whistle  
nod  
except for

06

### Unit 02 A Special Gift

Fiction / Farms

butterfly  
laugh  
lay  
realize  
chase  
joy

10

### Unit 03 Whose Home?

Fiction / Animals

necklace  
dig  
shell  
sand  
crab  
parents

14

### Unit 04 A Visit to the Doctor

Fiction / The Body

fever  
eye chart  
checkup  
glasses  
practice  
eyesight

18

### Unit 05 Fun on the Water

Fiction / Leisure

August  
wave  
adventure  
locate  
sail  
spot

22

### Unit 06 Who Has Milk?

Nonfiction / Milk

goat  
natural  
taste  
sugar  
amount  
uncomfortable

26

### Unit 07 A Good Pet

Nonfiction / Animals

rat  
female  
excellent  
probably  
male  
produce

30

### Unit 08 A Birthday Surprise

Nonfiction / Birthdays

serious  
mail  
medical  
receive  
cheer up  
believe

34

## Review I

38

**Unit 09 Making Money**

Fiction / Raising Money

weed	mow	lawn
cupcake	lemonade	garage sale

42

**Unit 10 The Hungry Squirrel**

Fiction / Animals

squirrel	nut	vegetable
bite	stomach	pepper

46

**Unit 11 Our City**

Fiction / Towns

street	guess	office
again	bank	story

50

**Unit 12 Dad's Work**

Fiction / Family

hero	steel	rough
crack	homework	newspaper

54

**Unit 13 All Dressed Up**

Fiction / Clothes

nervous	teacher	favorite
polka-dot	pay attention	clown

58

**Unit 14 The Candy Man**

Nonfiction / History

candy	own	failure
success	wealthy	factory

62

**Unit 15 Husbands and Wives**

Nonfiction / World Records

husband	wife	couple
secret	agree with	record

66

**Unit 16 A Volcano**

Nonfiction / Science

volcano	hole	mile
earth	liquid	active

70

**Review 2**

74

# How to Use This Book

Each unit in *Vivid Reading with Fiction & Nonfiction Master* includes eight parts plus additional review and consolidation activities in the workbook. These parts work together to lead students from visualizing the meaning of target vocabulary and thinking about the unit's topic to reading the passage and checking comprehension. In the follow-up activities to the comprehension check, students practice basic grammar points related to the passages, learn the meaning of a highlighted expression, and review target vocabulary. A summary of each section is presented here.

## New Words

Lists key vocabulary along with photographs that provide visual definitions for the words

## Readings

Range from original stories to informative passages presented with either full-color illustrations or photographs. An audio recording of each passage is provided on the CD.



## Look and Think

Includes short explanations of the unit along with a key question to stimulate students' interest in the passage

## Did You Know?

Presents short texts related to the unit's topic, giving students exposure to new words and interesting information



## Check It

Includes two comprehension activities. The first focuses on the main idea and details from the passage. A second activity summarizes the information from the passages through completion of a graphic organizer.

## Learn It

Provides additional exposure to the target vocabulary of each unit in new contexts

## Challenge It




Allows students to study basic grammar rules through a variety of activity types

## Tip

Highlights an idiomatic expression or phrasal verb from the unit's passage


### Check It


**A Choose the best answers.**


- What is the reading about?  
a. A race      b. A bike      c. A helmet
- The boys are about to \_\_\_\_\_ the race.  
a. nod      b. come      c. start
- What does the coach use to start the race?  
              
a. A flag      b. A hand      c. A whistle

**B Put the information in the right places.**

a. He blows a whistle.  
 b. He doesn't hear his number.  
 c. He starts to run.

  
 1. \_\_\_\_\_

  
 2. \_\_\_\_\_

  
 3. \_\_\_\_\_

### Learn It

**Choose the best answers.**

- Don't blow that \_\_\_\_\_ in the house. It is too loud.  
a. line      b. event      c. whistle
- His mother is a tennis \_\_\_\_\_.  
a. coach      b. event      c. number
- I have everything I need \_\_\_\_\_ running shoes.  
a. except for      b. ready      c. well


### Challenge It

**Study. Then circle the correct words.**

**Language Point**

Coach is walking.      They are waiting at the line.  
 Fred is waiting for the call.      Mike and Sam are running.




- Sam and Fred (is / are) waiting at the line.
- Coach (is / are) blowing the whistle.
- The boys (is / are) nodding.
- Everyone (is / are) running except for Fred.



## Unit 01 Sports Day

### Practice

**Choose the correct sentences.**

-  ☒ a. This is a running event.  
☐ b. This is a swimming event.
-  ☐ a. The coach is talking to the boys.  
☐ b. The coach is talking to the girls.
-  ☐ a. All the balls are blue except for one.  
☐ b. All the balls are white except for one.

### Word Review

**Write the correct words.**

nod      coach      except for      event

- The last \_\_\_\_\_ is a race.
- Their \_\_\_\_\_ comes up.
- Mike, John, Sam, and Fred all \_\_\_\_\_.
- Everyone \_\_\_\_\_ Fred starts running.

### Reading Fluency

**Read the passage to answer the questions.**

The last whistle blew. The other team shouted happily. We had lost the game 3-2. It was so close! Our coach told us that winning is not everything. Sports are about doing our best and having fun. Then she took us all out to ice cream. It was even better than winning!

### Reading Check

**Choose the best answers.**

- The reading is about \_\_\_\_\_.  
a. a soccer game      b. a team sport      c. soccer players
- The coach talked to the team after the \_\_\_\_\_.  
a. contest      b. fight      c. game
- The team \_\_\_\_\_.  
a. won      b. had a pizza      c. lost
- The girls were happy to \_\_\_\_\_.  
a. get a new player      b. have ice cream      c. blow the whistle

## Unit 01 Sports Day

Read, write, and say.

1. event	 something that happens		
2. race	 a game to see who is fastest		
3. wait	 to stay somewhere		
4. excited	 looking forward to something good		
5. coach	 a trainer		
6. nod	 to move your head up and down		
7. shout	 to yell		
8. whistle	 something that makes a loud sound		
9. except for	not including something		
10. answer	 to reply		

## Workbook

Provides additional reading fluency and vocabulary activities for each unit that can be completed as homework



# Unit 01

# Sports Day



Scan and find the tracks.

## New Words

Track 02



event



coach



nod



shout



whistle



except  
for



### Look and Think

The boys are racing.  
Do you like to race?





The last **event** is a race.

It is about to start.

Mike, John, Sam, and Fred are waiting at the line.

They all look excited.

Their **coach** comes up.

“Are you ready to race?” he asks.

The boys all **nod**.

“1 . . . 2 . . . 3 . . . Go!” Coach **shouts**, blowing the **whistle**.

Everyone **except for** Fred starts running.

“Fred! Why aren’t you running?” Coach asks.

“Because my number is 4,” answers Fred.

