


1.2

VIVID READING

WITH FICTION



Liana Robinson

3

BASIC

VIVID READING

WITH FICTION

3

BASIC

Table of Contents

How to Use This Book

04

Unit 1

I Want to Be Safe



put on



please



safe



helmet



gloves

06

Unit 2

I See...



desert



sand



forest



mountain



help

10

Unit 3

The Good Lunch



pear



chips



cookie



different



delicious

14

Unit 4

Bob and Blob



guitar



yard



watch



hear



teach

18

Unit 5

In the Water



swim



water



stand



alligator



snap

22

Unit 6

My Neighbors



neighbor



walk



skateboard



tennis



bake

26

Unit 7

Tomorrow



shorts



boots



raincoat



rain



trip

30

Unit 8

What I Say



mistake



sorry



thank



talk



excuse

34

Review 1

38

Unit 9

Long Socks,
Short Socks



long



medium



short



pants



skirt

42

Unit 10

Where Are My
Glasses?



glasses



purse



try



listen



kitchen

46

Unit 11

Nice Surprises



camp



meet



nice



surprise



month

50

Unit 12

Grapes and
Milk



things



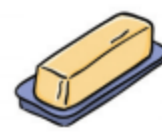
grapes



jam



cheese



butter

54

Unit 13

Bugs, Bugs,
Bugs!




fast



loud



sting



true



dig

58

Unit 14

In Our Van



van



travel



people



learn



night

62

Unit 15

My Special
Sister



sound



lips



understand



deaf



feel

66

Unit 16

Stories and
the Truth



story



funny



scary



exciting



truth

70

Review 2

74

Song Transcripts

78

How to Use This Book

Each unit in *Vivid Reading with Fiction Basic* includes eight parts plus additional review and consolidation activities in the workbook. These parts work together to lead students from visualizing the meaning of target vocabulary and thinking about the unit's topic to reading the passage and checking comprehension. After reading the passage and completing a comprehension check, students take on writing practice, review target vocabulary, practice basic sentence patterns related to the passages, and participate in listening comprehension and pronunciation activities. A summary of each section is presented here.

New Words

Lists key vocabulary along with illustrations that provide visual definitions for the words.

Picture Talk

Uses a key question to stimulate students' interest in the passage or illustration.



Find It!

Presents a quick interactive activity related to the current unit's key vocabulary.

Reading

Presents a great original story featuring either one large full-color illustration or six smaller full-color illustrations. An audio recording of each passage is provided online by a QR code.

Check It

Includes three comprehension sentences/questions related to the main passage.

Write It

Highlights key vocabulary and sentence patterns from the unit's main story in a new real-life context using photographs.

Check It ✓

Check (✓) the correct answers.

- I see sand in the
- I see trees in the
- Where does he see a bear?

Write It ✎

Choose the correct words and write.

There is sand in the forest I see trees

- I see a bear _____
- _____ in the desert.

Learn It 📖

Trace and match.

sand desert help mountain

Say It 🗣️

Listen, repeat, and number. 🎧

Learn It

Provides additional exposure to the target vocabulary of each unit as well as writing practice.

Say It

Examines students' ability to understand and say key vocabulary and sentences.

Workbook

It provides additional practice in vocabulary, comprehension, and sentence production for each unit that can be completed as homework.

Unit 1 I Want to Be Safe

Read. Write. Say.

wait _____

say _____

mom _____

put on _____

please _____

safe _____

helmet _____

gloves _____

Unit 2 I See...

Read. Write. Say.

in _____

desert _____

see _____

sand _____

forest _____

mountain _____

bear _____

help _____

Unit 02 I See...

Unscramble and write.

- sand / I see / in the desert.
- I see / in the forest. / trees
- a bear / in the mountains. / I see

Check (✓) the correct answers.

- ☐ I see a bear! Help!
☐ I see a forest! Help!
- ☐ I see sand in the desert.
☐ I see mountains in the desert.

Complete the crossword.

Down:

Across:

Your turn! Write, draw, and say.

- What do you see in the desert?
I see _____ in the desert.
- What do you see in the forest?
I see _____ in the forest.

Unit 01



I Want to Be Safe

New Words

TRACK 02



put on



please



safe



helmet




gloves

Find It!



Find and circle the ball and six gloves.



TRACK 03

"Wait!" says Mom.

"Put these on, please."



"Wait!" says Mom.

"Put these gloves on, please."

I put them on to be safe.

Picture Talk

What do you put on to be safe?



I put them on to be **safe**.



"Wait!" says Mom.
"Put this **helmet** on, please."
I put it on to be safe.



"Wait!" I say.



"Now I know I will be safe!"