

1.0

VIVID READING

WITH FICTION



Starter



Basic

Plus

Master

Liana Robinson

2

BASIC

VIVID READING

WITH FICTION

2

BASIC

Table of Contents

How to Use This Book

04

Unit 1

Clocks



clock



see



room



bus



London

06

Unit 2

Three Hippos



hippo



elevator



move



heavy



top

10

Unit 3

Sarah Loves Flowers



ground



plant



smell



touch



butterfly

14

Unit 4

Willy Plays



bath



boat



splash



wash



tell

18

Unit 5

I'm Sick!



call



sick



sticky



brush



teeth

22

Unit 6

I Smell Them!



mushroom



log



grass



behind



rock

26

Unit 7

A Dog and a Bug



small



bug



nose



bite



bark

30

Unit 8

Playing



soccer



shout



wait



kick





catch

34

Review 1

38

Unit 9 The Colors of Winter						42
Unit 10 The Cat and the Rat						46
Unit 11 To the Store						50
Unit 12 Dinner Together						54
Unit 13 Look!						58
Unit 14 Where They Grow						62
Unit 15 The Best Afternoons						66
Unit 16 Jake's Bed						70
Review 2						74
Song Transcripts						78

How to Use This Book

Each unit in *Vivid Reading with Fiction Basic* includes eight parts plus additional review and consolidation activities in the workbook. These parts work together to lead students from visualizing the meaning of target vocabulary and thinking about the unit's topic to reading the passage and checking comprehension. After reading the passage and completing a comprehension check, students take on writing practice, review target vocabulary, practice basic sentence patterns related to the passages, and participate in listening comprehension and pronunciation activities. A summary of each section is presented here.

New Words

Lists key vocabulary along with illustrations that provide visual definitions for the words.

Picture Talk

Uses a key question to stimulate students' interest in the passage or illustration.



Find It!

Presents a quick interactive activity related to the current unit's key vocabulary.

Reading

Presents a great original story featuring either one large full-color illustration or six smaller full-color illustrations. An audio recording of each passage is provided on the CD.

Check It

Includes three comprehension sentences/questions related to the main passage.

Write It

Highlights key vocabulary and sentence patterns from the unit's main story in a new real-life context using photographs.

Check It

Check (✓) the correct answers.

- The hippos are heavy.

- The hippos go to the top.

- How many hippos go up in the elevator?
 

Write It

Choose the correct words and write.

hippos elevator move top heavy

-  There are two _____.
-  There is one dog in the _____.

Learn It

Trace and match.

move elevator heavy hippo

Say It

Listen, repeat, and number.

Learn It

Provides additional exposure to the target vocabulary of each unit as well as writing practice.

Say It

Examines students' ability to understand and say key vocabulary and sentences.

Workbook

It provides additional practice in vocabulary, comprehension, and sentence production for each unit that can be completed as homework.

Unit 1 Clocks

Read. Write. Say.

clock _____

see _____

in _____

room _____

on _____

bus _____

school _____

London _____

Unit 2 Three Hippos

Read. Write. Say.

three _____

hippo _____

elevator _____

move _____

heavy _____









go _____

up _____



top _____

Unit 02 Three Hippos




Trace, write, and color the correct picture.

- heavy  
- top  
- move  
- hippo  

Check (✓) the correct answers.

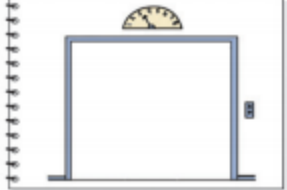
-  ☐ One hippo on an elevator.
☐ Three hippos on an elevator.
-  ☐ The elevator goes up.
☐ The elevator doesn't move.

Write and match.

- Three hippos on _____ an _____. 
- Too _____! 
- One _____ on an elevator. 

Your turn! Trace, write, draw, and say.

What is on the elevator?



_____ on the elevator.

Unit 01



Clocks

New Words

TRACK 02



clock



see



room




bus



London

Find It!

Find and circle the six clocks.



TRACK 03

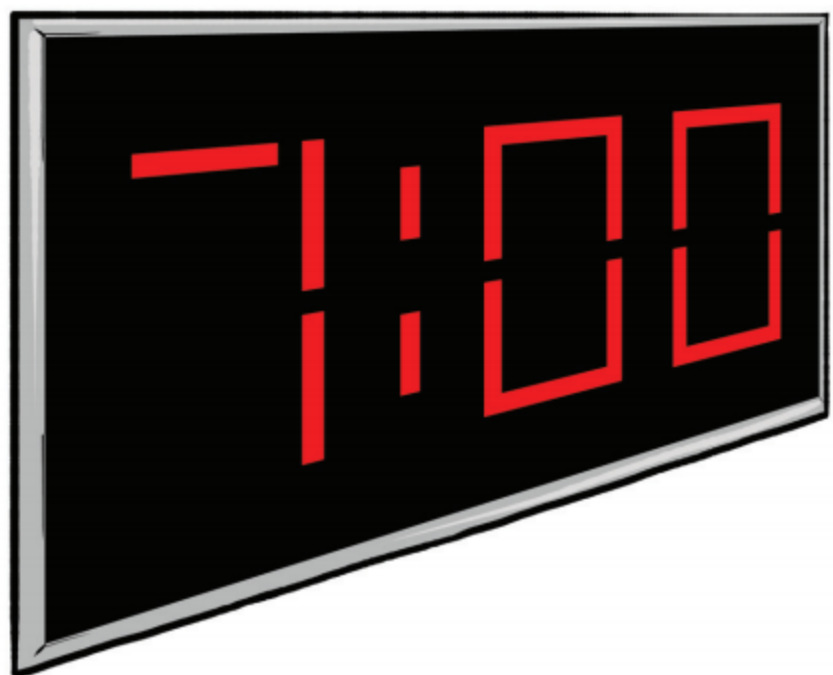
There is a **clock**.
Do you **see** it in the **room**?



Here is a clock.

Picture Talk


Does your clock have hands or numbers?




Here is a clock.



Can you see it on the bus?



Do you see it in the school?



There is a clock.
Can you see it?
It is in London!