



THIRD EDITION

SUPER EASY READING

3



With CD-ROM



Hierom Weintraub • Andrea Jonzen • Peggy Anderson • Lucas Foster

THIRD EDITION

SUPER EASY READING

3



HOW TO USE THIS BOOK

Super Easy Reading, Third Edition is a three-level reading series adapted from Compass's original, iconic, and best-selling series. It is designed to develop and enhance the core reading skills of lower-elementary English language learners. Each book contains sixteen units with exciting, fun-filled reading passages. Every unit is designed to stimulate the interest of young learners and encourage them to take an active role in the language learning process. The readings and chants are followed by reading skill activities and language-building exercises. These activities and exercises help students to acquire, learn, review, comprehend, and consolidate language. This new edition has the optional "Extra" activities which help with fluency development. Students, parents, and teachers are encouraged to monitor and celebrate the achievements and accomplishments of the student. This improved and modernized version of one of our longest-standing products is explained in the unit outline below. Young learners are sure to feel active, encouraged, and to learn English in a super easy and fun way.

New features added!

Use smart devices for easier and quicker access to the audio and videos.

AUDIO QR CODE



Scan and find the tracks.

Audio QR Codes provide links to all of the audio needed for the unit. Just scan, find the tracks for the unit, and play them on your device.

ANIMATION QR CODE



Scan and watch.

Animation QR Codes provide links to the animated story videos in each unit. Like the audio, these videos are also accessible online, or on the CD-Rom included with the book.



STUDENT BOOK PAGES 1 & 2

Listen and Read

Students can use the CD-ROM or the easy-access QR code to listen to the reading passages as they read them. With the visual support of an interesting, colorful two-page-spread illustration, students' attention is drawn to the new words in red to help with study. After previewing with the illustration, reading the passage, and doing the chant, students learn the new words in the unit with a variety of different activities.

UNIT 1 May I Have That?

Study the new words.
Then listen and read.

Look at that **chocolate bar**!
Mom, may I have that?
No, not today.

Look at that **robot**!
Mom, may I have that?
No, not today.

Look at that **parrot**!
Mom, may I have that?
No, not today.

Look at those **hamburgers**!
Dad **loves** hamburgers.
Mom, may we have those?
Yes, let's have those for **dinner**.

Extra 1
Listen and chant.

New Words
Listen, repeat, and match.

1		<input type="checkbox"/> love
2		<input type="checkbox"/> hamburger
3		<input type="checkbox"/> robot
4		<input type="checkbox"/> dinner
5		<input type="checkbox"/> parrot
6		<input type="checkbox"/> chocolate bar

Find
Find, circle, and say.

Extra 2
Read 3 times and check.

<input type="checkbox"/>	<input type="checkbox"/>	<input type="checkbox"/>	<input type="checkbox"/>
Teacher	Student	Student	Teacher

New Words Activity

Two types of vocabulary activities help review the target words by matching the words with pictures.

Find Hidden Pictures


Two-page-spread illustration contains hidden pictures. Learners use the newly learned vocabulary to complete this fun activity.

Extra 1

Using the animation QR code or the CD-ROM, students can access and view the animated story video. Students follow and repeat the reading passage to review the content in a fun and exciting way.

Extra 2

This optional activity encourages students to practice reading. The student reads the passage three times and the fastest time can be recorded in the space. Then, the teacher can check the big box to confirm and celebrate the effort of the student.



STUDENT BOOK PAGES 3 & 4

Reading Comprehension

Learners check their comprehension and recollection of the reading passage by answering questions about the main idea and details of the reading.




Reading Comprehension

Read and circle.

- This story is about  buying something.
eating
- The boy wants  dinner.
a parrot
- His mom will buy  hamburgers.
robots

Reading Practice

Look, read, and check.

-  ☒ a. May I have a chocolate bar?
☐ b. May I have a hamburger?
-  ☐ a. Look at that parrot!
☐ b. Look at that robot!
-  ☐ a. He loves the apples.
☐ b. He loves the hamburgers.



Sentence Practice


Complete the sentences. One word is not used.

- ~~hamburger~~ dinner love parrot
-  Look at that hamburger!
 -  May I have a _____?
 -  Let's have pizza for _____.

Pattern Play

Use the key pattern. Unscramble.

- Key Pattern**  Look at that chocolate bar!
-  that Look at robot!
Look at that robot!
 -  Look at parrots! those

 -  dinner! that Look at

Sentence Practice

This activity asks students to use a combination of key words and grammatical patterns to complete simple and commonly used sentences with visual support.

Pattern Play

After completing the previous activity, students are able to construct a sentence independently. They use all of the new language which have been developed throughout the unit, to demonstrate their ability and understanding. Visual aid and color coding help to assist young learners.

Reading Practice

In this activity, students read two sentences and use the picture to determine which sentence matches the picture. This activity allows students to further develop their reading ability and fluency by understanding the usage of key words in the context of a sentence.

READING SPEED TRACKER

Parents and teachers can track the reading speed of each individual student. Students, parents, and teachers can monitor and measure improvement with this simple but effective tool. By completing the "Extra 2" activity in each unit, students can track and record their fastest reading time. They can then record the finished reading time and track the time with the reading speed chart. This helps to provide motivation to the student as well.

Reading Speed Tracker

Time how long it takes you to read each passage. Then use the formula in the box to find your words per minute (WPM) score. Color in the boxes to see how you get better.

Words	1	2	3	4	5	6	7	8	9	10	11	12	13	14	15
Words	55	57	59	61	63	65	67	69	71	73	75	77	79	81	83
Words	85	87	89	91	93	95	97	99	101	103	105	107	109	111	113
Words	115	117	119	121	123	125	127	129	131	133	135	137	139	141	143
Words	145	147	149	151	153	155	157	159	161	163	165	167	169	171	173
Words	175	177	179	181	183	185	187	189	191	193	195	197	199	201	203

Formula: $\text{Words Count} \div \text{Reading Time in Seconds} \times 60 = \text{WPM score}$

WORKBOOK

Workbook Units

The workbook can be completed as homework or extra practice in the class. Learners complete a variety of activities to review the unit.

Homework Log

Students, parents, and teachers check and congratulate the effort and achievements of the student. The homework log is a simple feature that provides positive reinforcement from adults to encourage each student in their work.

UNIT 1 May I Have That?

A Look, match, and write.

1. Mom, may I parrot

2. We love love

3. Let's have hamburger

4. have that chocolate bar? chocolate bar

B Look, unscramble, and write.

1. r t b robot

2. d e i n n r

3. t a r p r o t

C Look and match.

1. Mom, may I robots.

2. We love a big dinner.

3. Let's have have that chocolate bar?

D Find, unscramble, and write.

at robot hamburgers those

1. that Look at parrot

Look at that mice

2. Look hamburgers at

Look at

3. Look parrot that

Sentence Practice

This simple matching activity allows students to practice their reading and critical thinking skills, and visual support is included to strengthen comprehension of the sentences.

Vocabulary Practice A & B

These activities allow students to practice their reading skills and the spelling of the key words. Visual and language support is provided so that learners understand enough to use their own critical thinking and language abilities to complete the task and solidify their knowledge.

Key Pattern Practice

This output activity demonstrates the learner's full competency to read, understand, and use the target words. Students decide which word from the word box fits into the blank, then unscramble and write the sentence. Visual support is provided using color coding and tracing hints.

WORKBOOK COMPONENTS

- 16 units of two-page activities
- 4 review units
- Word tests for 16 units



CONTENTS

Unit 1	May I Have That?
Unit 2	I Can Ride!
Unit 3	Let's Go to the Show!
Unit 4	In the Room
Unit 5	Where Is My Hat?
Unit 6	Summer Day
Unit 7	In the Water
Unit 8	My Father's New Car
Unit 9	Follow Me!
Unit 10	On the Way Home
Unit 11	Olivia's Breakfast
Unit 12	My Little Brother
Unit 13	Be Kind
Unit 14	What Is This Sound?
Unit 15	Look at That!
Unit 16	Things to Do

Word Count	Pattern
55	Look at that chocolate bar!
57	I can ride in a plane in the sky.
51	Let's eat quickly.
55	The hamster is on the wheel.
54	I look in the garden.
50	We can play in the sun.
51	Are you a snail?
58	I can wear my father's new sunglasses.
59	Follow me across the park.
55	On the way home, I ride the subway.
57	Does Olivia want eggs for breakfast?
52	Please help him eat.
45	Please wait in line.
53	I hear a horn.
57	The sky is blue.
55	How can I do everything?