



THIRD EDITION

# SUPER EASY READING

## 2



With CD-ROM



Hierom Weintraub • Andreo Jonzen • Topongo Koe • Lucas Foster

THIRD EDITION

# SUPER EASY READING

# 2





# HOW TO USE THIS BOOK

**Super Easy Reading, Third Edition** is a three-level reading series adapted from Compass's original, iconic, and best-selling series. It is designed to develop and enhance the core reading skills of lower-elementary English language learners. Each book contains sixteen units with exciting, fun-filled reading passages. Every unit is designed to stimulate the interest of young learners and encourage them to take an active role in the language learning process. The readings and chants are followed by reading skill activities and language-building exercises. These activities and exercises help students to acquire, learn, review, comprehend, and consolidate language. This new edition has the optional "Extra" activities which help with fluency development. Students, parents, and teachers are encouraged to monitor and celebrate the achievements and accomplishments of the student. This improved and modernized version of one of our longest-standing products is explained in the unit outline below. Young learners are sure to feel active, encouraged, and to learn English in a super easy and fun way.

## *New features added!*

*Use smart devices for easier and quicker access to the audio and videos.*

### AUDIO QR CODE



Scan and find the tracks.

**Audio QR Codes** provide links to all of the audio needed for the unit. Just scan, find the tracks for the unit, and play them on your device.

### ANIMATION QR CODE



Scan and watch.

**Animation QR Codes** provide links to the animated story videos in each unit. Like the audio, these videos are also accessible online, or on the CD-Rom included with the book.



## STUDENT BOOK PAGES 1 & 2

### Listen and Read

Students can use the CD-ROM or the easy-access QR code to listen to the reading passages as they read them. With the visual support of an interesting, colorful two-page-spread illustration, students' attention is drawn to the new words in red to help with study. After previewing with the illustration, reading the passage, and doing the chant, students learn the new words in the unit with a variety of different activities.

**UNIT 1 Yummy!**  
Study the new words. Then listen and read.

What is that?  
It looks yummy.  
It is **cheese**.  
It is from **France**.  
What is that?  
It looks yummy.  
It is **pasta**.  
It is from **Italy**.  
What is that?  
It looks yummy.  
It is **rice**.  
It is from **China**.  
They all look yummy.

**New Words**  
Listen, repeat, and match.

1		<input type="checkbox"/> France
2		<input checked="" type="checkbox"/> cheese
3		<input type="checkbox"/> pasta
4		<input type="checkbox"/> China
5		<input type="checkbox"/> rice
6		<input type="checkbox"/> Italy

**Find**  
Find, circle, and say.

1 2 3

**Extra 2**  
Read 3 times and check.

Teacher	Student	Student	Teacher
<input type="checkbox"/>	<input type="checkbox"/>	<input type="checkbox"/>	<input type="checkbox"/>

### New Words Activity

Two types of vocabulary activities help review the target words by matching the words with pictures.

### Find Hidden Pictures

Two-page-spread illustration contains hidden pictures. Learners use the newly learned vocabulary to complete this fun activity.

### Extra 1

Using the animation QR code or the CD-ROM, students can access and view the animated story video. Students follow and repeat the reading passage to review the content in a fun and exciting way.

### Extra 2

This optional activity encourages students to practice reading. The student reads the passage three times and the fastest time can be recorded in the space. Then, the teacher can check the big box to confirm and celebrate the effort of the student.








## STUDENT BOOK PAGES 3 & 4

### Reading Comprehension

Learners check their comprehension and recollection of the reading passage by answering questions about the main idea and details of the reading.




#### Reading Comprehension

Read and circle.

- This story is about  foods  
cooking
- Pasta is from  France  
Italy
- The foods look  bad  
yummy

#### Reading Practice




Look, read, and check.

- 
☐ a. The pasta is from Italy.  
☒ b. The cheese is from France.
- 
☐ a. The rice is from China.  
☐ b. The rice is from France.
- 
☐ a. It is pasta.  
☐ b. It is cheese.

#### Sentence Practice


Complete the sentences. One word is not used.




France   ~~it~~   pasta   that

-  It looks yummy.
-  It is from \_\_\_\_\_.
-  What is \_\_\_\_\_?

#### Pattern Play

Use the key pattern. Unscramble.

**Key Pattern:**  It is from France.

-  is It from Italy.
-  It is from China. is
-  is from there. It

### Sentence Practice

This activity asks students to use a combination of key words and grammatical patterns to complete simple and commonly used sentences with visual support.

### Pattern Play

After completing the previous activity, students are able to construct a sentence independently. They use all of the new language which have been developed throughout the unit, to demonstrate their ability and understanding. Visual aid and color coding help to assist young learners.

### Reading Practice

In this activity, students read two sentences and use the picture to determine which sentence matches the picture. This activity allows students to further develop their reading ability and fluency by understanding the usage of key words in the context of a sentence.

## READING SPEED TRACKER

Parents and teachers can track the reading speed of each individual student. Students, parents, and teachers can monitor and measure improvement with this simple but effective tool. By completing the "Extra 2" activity in each unit, students can track and record their fastest reading time. They can then record the finished reading time and track the time with the reading speed chart. This helps to provide motivation to the student as well.

### Reading Speed Tracker

Time how long it takes you to read each passage. Then use the formula in the box to find your words per minute (WPM) score. Color in the boxes to see how you get better.

Passage	1	2	3	4	5	6	7	8	9	10	11	12	13	14	15	16
Words	45	42	43	40	44	38	41	39	46	43	37	42	36	44	39	45
Time	1:00	1:00	1:00	1:00	1:00	1:00	1:00	1:00	1:00	1:00	1:00	1:00	1:00	1:00	1:00	1:00

Formula:  $\text{WPM} = \frac{\text{Word Count}}{\text{Reading Time in Seconds}} \times 60 =$  \_\_\_\_\_ WPM score

# WORKBOOK

## Workbook Exercises





The workbook can be completed as homework or extra practice in the class. Learners complete a variety of activities to review the unit.

## Homework Log

Students, parents, and teachers check and congratulate the effort and achievements of the student. The homework log is a simple feature that provides positive reinforcement from adults to encourage each student in their work.

### UNIT 1 Yummy!

**A Look, match, and write.**


rice

pasta

France


Italy

**B Look, unscramble, and write.**




n C

C h i n a



e h


c e s e




y t l

l a


**C Look and match.**



It looks



It is



They all

from China.

look yummy.

yummy!

**D Find, unscramble, and write.**

France is Italy from Rice

1 Cheese France is from

2 Pasta is

3 from China

## Sentence Practice

This simple matching activity allows students to practice their reading and critical thinking skills, and visual support is included to strengthen comprehension of the sentences.

## Vocabulary Practice A & B

These activities allow students to practice their reading skills and the spelling of the key words. Visual and language support is provided so that learners understand enough to use their own critical thinking and language abilities to complete the task and solidify their knowledge.

## Key Pattern Practice

This output activity demonstrates the learner's full competency to read, understand, and use the target words. Students decide which word from the word box fits into the blank, then unscramble and write the sentence. Visual support is provided using color coding and tracing hints.

# WORKBOOK COMPONENTS

- 16 units of two-page activities
- 4 review units
- Word tests for 16 units



# CONTENTS

<b>Unit 1</b>	Yummy!
<b>Unit 2</b>	A Funny House
<b>Unit 3</b>	My Family
<b>Unit 4</b>	Trees and Leaves
<b>Unit 5</b>	In My Closet
<b>Unit 6</b>	Me and My Cat
<b>Unit 7</b>	Up High
<b>Unit 8</b>	Small Seed
<b>Unit 9</b>	The Beach
<b>Unit 10</b>	Late for School?
<b>Unit 11</b>	Around and Down
<b>Unit 12</b>	On the Subway
<b>Unit 13</b>	Today
<b>Unit 14</b>	The Baby
<b>Unit 15</b>	Shapes on the Hill
<b>Unit 16</b>	Do You Have It?

Word Count	Pattern
43	It is from France.
42	There is a cow.
43	I have a dad.
40	There are many trees.
40	There are shoes in my closet.
39	I can jump.
38	We want to ride a balloon.
40	I have small plants.
39	How about playing inside?
43	Billy runs down the street.
37	My coin falls to the ground.
42	I see funny people.
36	Where is my hat?
44	My baby brother cries
39	The tree is a triangle.
46	It is not in my wallet.