

THIRD EDITION

SUPER EASY READING

1



With CD-Rom



Student
Digital
Materials

Hieram Weintraub • Andrea Janzen • Tapanga Koe • Lucas Foster

THIRD EDITION

SUPER EASY READING

1



HOW TO USE THIS BOOK

Super Easy Reading, Third Edition is a three-level reading series adapted from Compass's original, iconic, and best-selling series. It is designed to develop and enhance the core reading skills of lower-elementary English language learners. Each book contains sixteen units with exciting, fun-filled reading passages. Every unit is designed to stimulate the interest of young learners and encourage them to take an active role in the language learning process. The readings and chants are followed by reading skill activities and language-building exercises. These activities and exercises help students to acquire, learn, review, comprehend, and consolidate language. This new edition has the optional "Extra" activities which help with fluency development. Students, parents, and teachers are encouraged to monitor and celebrate the achievements and accomplishments of the student. This improved and modernized version of one of our longest-standing products is explained in the unit outline below. Young learners are sure to feel active, encouraged, and to learn English in a super easy and fun way.

New features added!

Use smart devices for easier and quicker access to the audio and videos.

AUDIO QR CODE



Scan and find the tracks.

Audio QR Codes provide links to all of the audio needed for the unit. Just scan, find the tracks for the unit, and play them on your device.

ANIMATION QR CODE



Scan and watch.

Animation QR Codes provide links to the animated story videos in each unit. Like the audio, these videos are also accessible online, or on the CD-Rom included with the book.



STUDENT BOOK PAGES 1 & 2

Listen and Read

Students can use the CD-ROM or the easy-access QR code to listen to the reading passages as they read them. With the visual support of an interesting, colorful two-page-spread illustration, students' attention is drawn to the new words in red to help with study. After previewing with the illustration, reading the passage, and doing the chant, students learn the new words in the unit with a variety of different activities.

UNIT 1

Hi, Mouse!

Study the new words.
Then listen and read.

Hi, **mouse**! Hi, mouse!
Two mice, **four** mice,
Six mice, **lots** of mice!
Bye, **mice**! Bye, mice!
Six mice, four mice,
Two mice, no mice!

Reading Time: _____ sec 25 words

Extra 1
Listen and chant.

New Words
Listen, repeat, and match.

1		1	mouse
2	4		lots
3			mice
4			four
5	6		two
6	2		six

Find
Find, circle, and say.

1 2 3

Extra 2
Read 3 times and check.

<input type="checkbox"/>	<input type="checkbox"/>	<input type="checkbox"/>	<input type="checkbox"/>	check
Student	Student	Student	Teacher	

New Words Activity

Two types of vocabulary activities help review the target words by matching the words with pictures.

Find Hidden Pictures

Two-page-spread illustration contains hidden pictures. Learners use the newly learned vocabulary to complete this fun activity.

Extra 1

Using the animation QR code or the CD-ROM, students can access and view the animated story video. Students follow and repeat the reading passage to review the content in a fun and exciting way.

Extra 2

This optional activity encourages students to practice reading. The student reads the passage three times and the fastest time can be recorded in the space. Then, the teacher can check the big box to confirm and celebrate the effort of the student.






STUDENT BOOK PAGES 3 & 4

Reading Comprehension

Learners check their comprehension and recollection of the reading passage by answering questions about the main idea and details of the reading.


Reading Comprehension


Read and circle.


- This story is about  mice
six
- Bye,  mouse
mice
- There are  lots of
no mice.

Reading Practice

Look, read, and check.

- 

☒ a. There are four mice.
☐ b. There are six mice.
- 




☐ a. There are lots of mice.
☐ b. There is one mouse.
- 

☐ a. Bye, bye, mice!
☐ b. Hi, mouse!

Sentence Practice


Complete the sentences. One word is not used.




mouse ~~six~~ lots two

-  There are six mice.
-  Hi, !
-  There are of mice.

Pattern Play

Use the key pattern. Unscramble.

Key Pattern:  There are two mice.

-  are There four mice.
There are four mice.
-  There lots of mice. are
-  six mice. are There

Sentence Practice

This activity asks students to use a combination of key words and grammatical patterns to complete simple and commonly used sentences with visual support.

Pattern Play

After completing the previous activity, students are able to construct a sentence independently. They use all of the new language which have been developed throughout the unit, to demonstrate their ability and understanding. Visual aid and color coding help to assist young learners.

Reading Practice

In this activity, students read two sentences and use the picture to determine which sentence matches the picture. This activity allows students to further develop their reading ability and fluency by understanding the usage of key words in the context of a sentence.

READING SPEED TRACKER

Parents and teachers can track the reading speed of each individual student. Students, parents, and teachers can monitor and measure improvement with this simple but effective tool. By completing the "Extra 2" activity in each unit, students can track and record their fastest reading time. They can then record the finished reading time and track the time with the reading speed chart. This helps to provide motivation to the student as well.

Reading Speed Tracker

Time how long it takes you to read each passage. Then use the formula in the box to find your words per minute (WPM) score. Color in the boxes to see how you get better.

1	2	3	4	5	6	7	8	9	10	11	12	13	14	15	16
25	25	30	30	35	35	40	40	45	45	50	50	55	55	60	60
1 min	1 min	1 min	1 min	1 min	1 min	1 min	1 min	1 min	1 min	1 min	1 min	1 min	1 min	1 min	1 min

Formula: $\text{Word Count} \div \text{Reading Time in Seconds} \times 60 = \text{WPM score}$

WORKBOOK

Workbook Exercises


The workbook can be completed as homework or extra practice in the class. Learners complete a variety of activities to review the unit.

Homework Log

Students, parents, and teachers check and congratulate the effort and achievements of the student. The homework log is a simple feature that provides positive reinforcement from adults to encourage each student in their work.

UNIT 1 Hi, Mouse!

A Look, match, and write.



1 mouse

2 lots

3 mice

4 six

B Look, unscramble, and write.

4


or

f o u r

2

o t


w



s m u

o e

C Look and match.



1 Hi, no mice!

2 There are lots of mice!

3 There are of mice!

D Find, unscramble, and write.

two

are

mice

There

six

1 are There mice four
There are four mice

2 mice There
There

3 mice are

Sentence Practice

This simple matching activity allows students to practice their reading and critical thinking skills, and visual support is included to strengthen comprehension of the sentences.

Vocabulary Practice A & B

These activities allow students to practice their reading skills and the spelling of the key words. Visual and language support is provided so that learners understand enough to use their own critical thinking and language abilities to complete the task and solidify their knowledge.

Key Pattern Practice

This output activity demonstrates the learner's full competency to read, understand, and use the target words. Students decide which word from the word box fits into the blank, then unscramble and write the sentence. Visual support is provided using color coding and tracing hints.

WORKBOOK COMPONENTS

- 16 units of two-page activities
- 4 review units
- Word tests for 16 units



CONTENTS

		Word Count	Pattern
Unit 1	Hi, Mouse!	25	There are two mice.
Unit 2	They Are Small!	29	The bee is small.
Unit 3	A Student	36	I have a teacher.
Unit 4	Arms and Legs	30	Bee has six legs.
Unit 5	Jimmy's Toys	29	Jimmy likes blue toys.
Unit 6	Butterfly, Butterfly	29	Fly to the toy.
Unit 7	The Hill	30	The fly is on the frog.
Unit 8	My Drone	34	My drone is small.
Unit 9	I Like Music!	32	I listen to loud music.
Unit 10	Let's Go!	33	Dog says, "Let's go!"
Unit 11	My Lunch Box	33	I have milk in my lunch box.
Unit 12	Mom and I	32	Mom and I cook.
Unit 13	My Mom	33	My mom cuts my hair.
Unit 14	A Cold Winter Day	31	Cold boy in the yard
Unit 15	Mouse in the City	32	The car is fast.
Unit 16	Who Has It?	29	Who has my cap?