

Real Easy Reading



Second Edition




Free App



With CD

Morag Macgillivray

1



Real Easy Reading



Second Edition

Moraig Macgillivray

1

Real Easy Reading 1 Second Edition

Moraig Macgillivray

© 2013 Compass Publishing

All rights reserved. No part of this book may be reproduced, stored in a retrieval system, or transmitted in any form by any means, electronic, mechanical, photocopying, recording, or otherwise, without prior permission in writing from the publisher.

Acquisitions Editor: Anne Taylor
Project Coordinator: Lamona Yu
Content Editor: Kimberly Kaufmann
Copy Editor: Adeana Estoll
Designer: Andy Roh

email: info@compasspub.com
<http://www.compasspub.com>

Contributing Writers: Diana Pettit, Ann Ingalls

ISBN: 978-1-61352-447-3

10 9 8 7 6 5 4 3
18 17 16 15

Photo Credits:

All photos and images © Shutterstock, Inc.

Printed in Korea

Contents

How to Use This Book	4
----------------------------	---

Part 1 Nature—The Sky

Unit 1 The Moon	9
Unit 2 Clouds	13
Unit 3 The Sun and the Stars	17
Review Game	21

Part 2 Culture—Food

Unit 4 Noodles	25
Unit 5 A Recipe	29
Unit 6 Fish	33
Review Game	37

Part 3 Places—Asia

Unit 7 The Great Wall of China	41
Unit 8 Bhutan	45
Unit 9 Jeju Island	49
Review Game	53

Part 4 Beliefs—Health

Unit 10 Fingernails	57
Unit 11 Sleep	61
Unit 12 Colds	65
Review Game	69

How to Use This Book

Real Easy Reading, Second Edition is a three-level series, designed to prepare young learners of English for the demands of academic, nonfiction reading. It presents the skills needed to read effectively through a range of interesting topics. Every passage is carefully graded and supported with questions and activities to reinforce understanding of words and concepts. Students' wider knowledge of each topic will also be greatly expanded in the process. An outline of each unit page is given below.

Page 1 Introduction to the Topic



◆ Introductory Image

Each unit opens with a colorful, annotated image and accompanying questions. Teachers can use this to elicit vocabulary and expressions from the students based on what they see in the image.

◆ New Words

Students are prepared for some of the key words and concepts from the main reading passage through a simple exercise.

Page 2 Reading

◆ Listen and Read

Students listen to and read along with the main reading passage, gaining familiarity with the rhythms and intonation of spoken text, as well as gaining further understanding of the textual meaning.

◆ Dictionary

Students identify and spell out the correct form of key words from the text.





Page 3 Post-Reading

After Reading

1. What is the reading mainly about?
a. The moon and people
b. The moon and water

2. What does the moon make?
a. Tides b. Water c. The earth

3. The earth's water is always high.
☐  ☐ 

4. Write the correct words.
around tides powerful pulls

a. The moon goes _____ the earth.
b. It _____ the earth's water.
c. It makes _____.
d. The moon is _____.

Idiom
I am over the moon.
→ I am very happy.

11

◆ After Reading

This section contains comprehension questions to encourage further understanding of the words and concepts in the main passage. Students can work individually, in pairs, or as a whole class to answer the questions.

Page 4 Skills

◆ Reading Skills

Each part focuses on a different reading skill. These reading skills are presented in the form of a graphic organizer with accompanying comprehension questions or other simple activities that help students to organize language.

◆ Speaking

The final activity requires an oral response based on picture prompts and language introduced earlier in the unit.

Reading Skills


Write the words to match the meanings.

To move in a circle shape. 1. a _____	The moon makes these. 3. t _____
This is above the earth. It looks blue. 2. s _____	You can drink this. You can wash with this. 4. w _____


Speaking

Use the words given to talk about the pictures.

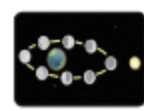
A: What does the _____ do?
B: It _____



1. kite
flies high



2. dog
pulls the towel



3. moon
goes around the earth

12

Review Game

At the end of every part, students review all the key concepts in a fun, informal game. Basic materials such as dice or coins (for flipping) might be needed.

Student Workbook

An accompanying workbook provides two review pages for each unit, to be completed in class or as homework. Further ideas for teaching each unit are given in the online *Teacher's Guide* available from www.compasspub.com.

