

Reading Table

Casey Malarcher

2



Reading Table

Casey Malarcher



Reading Table 2

Casey Malarcher

© 2012 Compass Publishing

All rights reserved. No part of this book may be reproduced, stored in a retrieval system, or transmitted in any form or by any means, electronic, mechanical, photocopying, recording, or otherwise, without prior permission in writing from the publisher.

Acquisitions Editor: Kelly Daniels
Project Coordinator: Sonya Park
Copy Editors: Daniel Deacon, Peggy Anderson
Cover Illustration: Elina Ellis
Designer: Seraena Lee

email: info@compasspub.com
<http://www.compasspub.com>

The author of this book would like to acknowledge the following writers for contributing materials to this series: Kelli Ripatti and Jeff Zeter.

ISBN: 978-1-59966-513-9

10 9 8 7 6 5
16 15 14 13

Illustrators:

pp. 7-10 Marcin Piwowarski; 15-18, 63-66 Don Tate; 23-26 Anna Jones;
31-34 Chi Chung; 39-42 Daniela Dogliani; 47-50 Marina Le Ray;
55-58 Margeaux Lucas; 71-74 Matt David; 76 Craig Orback; 79-82 Eva Vagreti

Photo Credits

cover © Shutterstock, Inc.
pp. 20, 44, 83, 86 © iStockphoto, Inc.
p. 28 © Reuters/YonhapNews
p. 36 © YonhapNews
All other photos and images © Shutterstock, Inc.

Table of Contents



How to Use This Book	04
----------------------------	----

School

UNIT 1	Fiction	Andy at School	07
UNIT 2	Nonfiction	A Garden Classroom	11
UNIT 3	Fiction	Ellie's Lunchbox	15
UNIT 4	Nonfiction	School Lunch or Lunchbox?	19

Places

UNIT 5	Fiction	Paula's Piñata	23
UNIT 6	Nonfiction	Desert Runners	27
UNIT 7	Fiction	New Year's Day	31
UNIT 8	Nonfiction	Soccer Tennis	35

Learning

UNIT 9	Fiction	Summer Camp	39
UNIT 10	Nonfiction	Flight Camp	43
UNIT 11	Fiction	A Kids' Supermarket	47
UNIT 12	Nonfiction	Do It to Learn It	51


Manners

UNIT 13	Fiction	The Crowded Bus	55
UNIT 14	Nonfiction	Should I?	59
UNIT 15	Fiction	Be Polite!	63
UNIT 16	Nonfiction	The Polite Bear	67

Hobbies

UNIT 17	Fiction	Krista's New Kite	71
UNIT 18	Nonfiction	Josef and the Dinosaur Tooth ..	75
UNIT 19	Fiction	A Friend in Brazil	79
UNIT 20	Nonfiction	Collecting Stamps	83

Transcript	87
------------------	----



How to Use This Book

Each unit in the *Reading Table* series includes eight parts plus additional review and consolidation activities in the workbook. These parts work together to get students thinking about the unit's topic, lead students through a reading passage, check students' comprehension of the reading passage, and then have students practice basic listening, organizing, and writing skills in English. A summary of each section is presented here.

Student Book

Warm-Up

includes two questions to stimulate students' interest about the topic. Sample responses for all Warm-Up questions are provided in the answer key for each book.

New Words

lists key vocabulary for each unit. Student match the words with photographs and sentences that provide context for the words.

Reading

alternates between original stories and informative passages linked by topics. An audio recording of each passage is provided on the audio CD. Students can track the words as the passages are read by native speakers.

After hearing the passage read aloud, students should be encouraged to read the passage themselves as a timed reading.



Checking

includes multiple-choice questions: the first focusing on the main idea of the passage and two additional detail questions related to the reading passage.

Listening

incorporates target vocabulary from the unit in simple tasks to help students develop their listening comprehension. The transcript for the Listening section is provided at the back of each book.

Checking

Choose the best answer.

- What is the reading about?
a. Ellie and her school bus
c. Ellie and her lunch
- First, Ellie forgets her lunchbox.
a. at school
c. at home
- What does Ellie put on her desk?
a. Her lunchbox
c. Her pencils
- Ellie and her backpack
d. Ellie and her classroom
- b. in her backpack
d. on her desk
- b. Her backpack
d. Her books

Listening

Listen. Circle the words you hear.

- He is (going to ride / waiting for) a bus.
- He (remembers / thinks of) something.
- He has a (lunchbox / school uniform).

Mapping

Read the passage again. Then choose the right answer for the blank.

- Her lunch is at home.
- Her lunch is in the classroom.
- Her lunch is on the bus.

Mapping

reinforces comprehension of the reading passage as well as practice organizing texts in graphic/visual ways. Photos and short sentences or phrases provide students a comprehension check activity that is not strictly reading based.

Vocabulary Review

provides additional exposure to the target vocabulary of each unit in new contexts. These activities vary from unit to unit so that students practice with new words in a variety of ways over the course of each book.

Vocabulary Review

Cross out the wrong words. Write the correct sentences.

- Ellie stands on the sidewalk for the bus.
→ _____
- Then Ellie knows something.
→ _____
- Her lunchbox is still at school!
→ _____
- She gets her books.
→ _____

Summary

Choose the right words from the box to summarize the reading. One word is extra.

remembers classroom lunchbox waits arrives bus

Ellie 1. _____ for the bus.
But her 2. _____ is still at home.
She goes home and gets it.
Then she takes the bus.
She 3. _____ at school.
Ellie goes to her 4. _____.
She has her books, but where is her lunchbox?
It is still on the 5. _____.

Summary

reviews target vocabulary for the unit, stimulates recall of key information from the reading, and develops reading fluency by repeating words and structures that students have studied in the unit.

Workbook

Unit 4 School Lunch or Lunchbox?

Dictation

Listen and write the words.

Kids can buy lunch at school or _____ a lunchbox.
Many people say school _____ are better.
They are healthier.
Schools _____ to follow rules.
The rules say the lunches have to be _____.
There are no rules for lunchboxes.
Kids can put in _____ they like.
In many lunchboxes, you can find _____ and chips.
Those are _____ healthy.
You won't find many _____ or vegetables.
Those are healthy.
Should schools make _____ for lunchboxes?
Some people _____ yes, but others say no.

Activity

Look at the picture and choose the right word from the box.

Study the examples: *John says "This school lunch" Many people say "This is great job!" Many people say "This is great job!"*

better late healthy wonderful yes

- Many people say school lunches are _____.
- The rules say the lunches have to be _____.
- Some people say _____, but others say no.

Wrap-Up

Who buys a school lunch and who brings a lunchbox? Follow the ropes and check (x) the right one.

	School Lunch	Lunchbox
1	<input type="radio"/>	<input type="radio"/>
2	<input type="radio"/>	<input type="radio"/>
3	<input type="radio"/>	<input type="radio"/>
4	<input type="radio"/>	<input type="radio"/>

Workbook

provides additional reading, listening, and writing activities that can be completed as homework, including dictation, a grammar-based matching and writing activity, and a fun wrap-up game or puzzle for each unit.



Andy at School



Warm-Up

Answer the questions.

1. What is the boy wearing?
He is wearing
2. Where is he probably going?
He is probably



New Words

Write the words.



bell




breakfast



desk



face




late



pajamas

1. He is washing his _____.
2. The boys are wearing _____.
3. The girl is having _____.
4. He is working at his _____.
5. This is a _____.
6. He is surprised. He is _____.

Reading

Listen and read.  Track 01

Andy always wakes up late.
He washes his **face** very quickly.
He brushes his hair very quickly.
He eats his **breakfast** very quickly.
He runs to school.
He sits at his **desk** and hears the school **bell**.
Andy is happy.
He is just in time for school.
Today, he is not **late**.
But something is not right.
His friends are laughing.
They are looking at him and laughing.
Andy looks at his clothes.
He is still wearing his **pajamas**!

Reading Time: ____m ____s / 79 words