

Reading Shelf 1

Canary Maltese Ozer



Reading Shelf



Casey Malarcher

Reading Shelf 1

Casey Malarcher

© 2013 Compass Publishing

All rights reserved. No part of this book may be reproduced, stored in a retrieval system, or transmitted in any form or by any means, electronic, mechanical, photocopying, recording, or otherwise, without prior permission in writing from the publisher.

Acquisitions Editor: Kelly Daniels
Project Coordinator: Sonya Park
Copy Editors: Daniel Deacon, Tamara Wilburn, Peggy Anderson
Cover Illustration: Robert Eberz
Designer: Ji Eun Lee

email: info@compasspub.com
<http://www.compasspub.com>

The author of this book would like to acknowledge the following writers for contributing materials to this series: Andrea Janzen, Kelli Ripatti, and Jeff Zeter.

ISBN: 978-1-59966-606-8

10 9 8 7 6 5 4 3 2 1
16 15 14 13

Illustrators:

pp. 7-10 Robert Eberz; 15-18 Carlos Aón; 23-26 Estudio Haus; 31-34, 55-58
Caroline Romanet; 39-42 Eva Vagreti; 47-50 Jomike Tejido; 63-66 Chi Chung;
71-74 Nina De Polonia; 76 Craig Orback; 79-82 Christina Forshay

Photo Credits:

cover © Shutterstock, Inc.
p. 22 © Casey Malarcher
All other photos and images © Shutterstock, Inc.



Table of Contents



School

How to Use This Book	4
----------------------------	---

UNIT 1 Fiction	A Friend on the Bus	7
UNIT 2 Nonfiction	Are Buses Safe?	11
UNIT 3 Fiction	Eric's History Cards	15
UNIT 4 Nonfiction	Word Webs	19

Food

UNIT 5 Fiction	The Cupcake Basket	23
UNIT 6 Nonfiction	Number Cakes	27
UNIT 7 Fiction	Pop!	31
UNIT 8 Nonfiction	Microwave Popcorn	35

Shopping

UNIT 9 Fiction	Oscar Shops	39
UNIT 10 Nonfiction	The Toy Tour	43
UNIT 11 Fiction	A Pet Hamster	47
UNIT 12 Nonfiction	What We Spend on Pets	51

People

UNIT 13 Fiction	The Blind Men and the Elephant	55
UNIT 14 Nonfiction	Braille	59
UNIT 15 Fiction	Aniz and His Flute	63
UNIT 16 Nonfiction	Snake Charmers	67

Pets

UNIT 17 Fiction	Go Get It, Boy!	71
UNIT 18 Nonfiction	Casper Rides the Bus	75
UNIT 19 Fiction	Lost in the Woods	79
UNIT 20 Nonfiction	Cat in the Box	83

How to Use This Book

Each unit in the *Reading Shelf* series includes eight parts, plus additional review and consolidation activities in the workbook. These parts work together to get students thinking about the unit's topic, lead students through a reading passage, check students' comprehension of the reading passage, and then have students practice basic listening, organizing, and writing skills in English. A summary of each section is presented here.

Student Book




Warm-Up

includes two questions to stimulate students' interest about the topic. Sample responses for all Warm-Up questions are provided in the answer key for each book.

UNIT 1 School/Fiction
A Friend on the Bus

Warm-Up
Answer the questions.
1. Do you travel with friends on buses?
2. Do you talk to other people on buses?

New Words
Match the word with its meaning.

a	b	c
		
d. As a result	e. To talk in a friendly way	f. In a surprisingly short time

1. _____ He hurt his shoulder, so he can't play baseball.
2. _____ I like to chat with my friends after lunch.
3. _____ She puts the book back onto the shelf.
4. _____ Many people get off at this stop.
5. _____ Please don't step on the grass.
6. _____ She already finished half of the book.

New Words

lists key vocabulary for the unit. Students match the words with photographs or definitions corresponding to each word's meaning. Sentences using the vocabulary provide context to help students understand the words.

Reading

alternates between original stories and informative passages linked by topics. An audio recording of each passage is provided on the audio CD. Students can track the words as the passages are read by native speakers.

Reading
Listen and read.

Linda is nervous as she **steps onto** the bus. It is her first time to take the bus to her new school. She hopes she remembers to **get off** at the right stop.

After Linda finds a seat, the girl beside her says, "Hi, I'm Amy. I think we go to the same school. I can **tell** from your uniform." Linda is not sure what to say, **so** she just smiles. Amy **chats** with Linda until they arrive at school. Then Amy says, "**This** is our stop. Come on."

Linda doesn't feel nervous anymore. Today, she will start at a new school, and she **already** has a new friend.

Reading Time: _____m _____s / 109 words



After hearing the passage read aloud, students should be encouraged to read the passage themselves as a timed reading.

Checking

includes multiple-choice questions of the following types: main idea, detail, pronoun reference, word usage, and negative fact questions.


Checking

Choose the best answer.

- What is the reading about?
a. Helping a lost girl
b. Meeting for the first time
c. Seeing an old friend on a bus
d. Taking the bus after school
- What does **tell** mean in the reading?
a. To say
b. To see and know
c. To show as an example
d. To talk about a bad thing
- What does Amy do?
a. Ask Linda to be friends
b. Invite Linda to sit with her
c. Talk first on the bus
d. Wait at the bus stop for Linda
- What does **this** refer to in the reading?
a. A bus stop
b. The seat
c. Their school
d. Her uniform
- Which is NOT true according to the reading?
a. At first, Linda thinks she might forget where to get off the bus.
b. Linda lets Amy do most of the talking at first.
c. Amy tells Linda when it is time to get off the bus.
d. Linda is nervous when she gets off the bus.

Mapping

Choose and write the right answer for each question.

	Amy Forgetting her stop No seats on the bus	Chatting about school Has a new friend To a new school To a new school
--	---	--

- Where is Linda going? To a new school
- What is Linda nervous about? _____
- Who talks to Linda on the bus? _____
- Why isn't Linda nervous as she gets off the bus? _____

Mapping

reinforces comprehension of the reading passage as well as practices note-taking of passage content following a similar method as a 5 W's chart for note-taking.

Vocabulary Review

provides additional exposure to the target vocabulary of each unit in new contexts. These activities vary from unit to unit so that students practice with new words in a variety of ways over the course of each book.

Vocabulary Review

Choose the right word.

- Everyone started clapping when the singer walked _____ the stage.
a. at b. into c. onto d. with
- My dog _____ in the mud.
a. chatted b. hoped c. stepped d. told
- Our plane stops in Tokyo, but we do not have to _____ there.
a. find out b. get off c. step onto d. take from
- The bus is full, _____ we can't sit down.
a. and b. but c. so d. or
- You do not need an umbrella because the rain has _____ stopped.
a. already b. anymore c. first d. until

Summary

Write the right words to complete the summary of the reading. One word is extra.

chatting onto so get off steps already

It is Linda's first time riding the bus to a new school,
1 _____ she is nervous. As she 2 _____ onto the bus, she worries about forgetting where her stop is. The girl sitting beside her starts 3 _____ with Linda. The girl's name is Amy. Amy tells Linda when it is time to 4 _____ the bus. Linda isn't nervous more. She 5 _____ has a new friend.



Summary

reviews target vocabulary for the unit, stimulates recall of key information from the reading, and develops reading fluency by repeating words and structures that students have studied in the unit.

Workbook

Unit 1

School Fiction

A Friend on the Bus

Read

Listen and write the words you hear.

Linda is nervous as she _____ onto the bus. It is her first time to _____ the bus to her new school. She hopes she remembers to get _____ at the right stop.

After Linda finds a seat, the girl _____ her says, "Hi, I'm Amy. I think we go to the _____ school. I can tell from your _____." Linda is not sure what to say, _____ she just smiles. Amy _____ with Linda until they arrive at school. Then Amy says, "This is our _____." Come on!

Linda doesn't feel _____ anymore. Today, she will start _____ a new school, and she _____ has a new friend.

Listening

Listen to each question. Then choose the best response.

1. a. b. c. 2. a. b. c. 3. a. b. c.

Review Activities

Circle T for true or F for false.


- It is Linda's first time taking the bus to school. T F
- Linda asks Amy to take the seat beside her. T F
- Linda has met Amy before. T F
- Linda is starting a new school today. T F

Choose the right word.

- Linda is nervous getting _____ the bus.
a. beside b. off c. onto d. so
- Amy sees Linda's _____ so she starts talking to Linda.
a. books b. nervous smile c. school uniform d. seat
- Linda and Amy _____ until they arrive at school.
a. read b. look c. sit d. chat

Writing

Look at the picture and answer the questions. Use the sentences in the box. One sentence is extra.



The girls are going to school.
Linda and Amy are getting off the bus.
Linda helped Amy get off at the right stop.
They are chatting with each other.

- Who is getting off the bus? _____
- Where are they going? _____
- What are the girls doing? _____

Workbook

provides additional reading, listening, and writing activities that can be completed as homework, including dictation, various listening comprehension tasks, review activities that focus on the unit's passage content and key vocabulary, and various writing tasks targeting both guided and original sentence writing by students.

A Friend on the Bus

Warm-Up

Answer the questions.

1. Do you travel with friends on buses?
2. Do you talk to other people on buses?



New Words

Match the word with its meaning.

a.



b.



c.



d. As a result

e. To talk in a friendly way

f. In a surprisingly short time

1. _____ He hurt his shoulder, so he can't play baseball.
2. _____ I like to chat with my friends after lunch.
3. _____ She puts the book back onto the shelf.
4. _____ Many people get off at this stop.
5. _____ Please don't step on the grass.
6. _____ She already finished half of the book.