


ODYSSEY

Thomas Hong • Gareth Powell



BIGBOX
Learning App

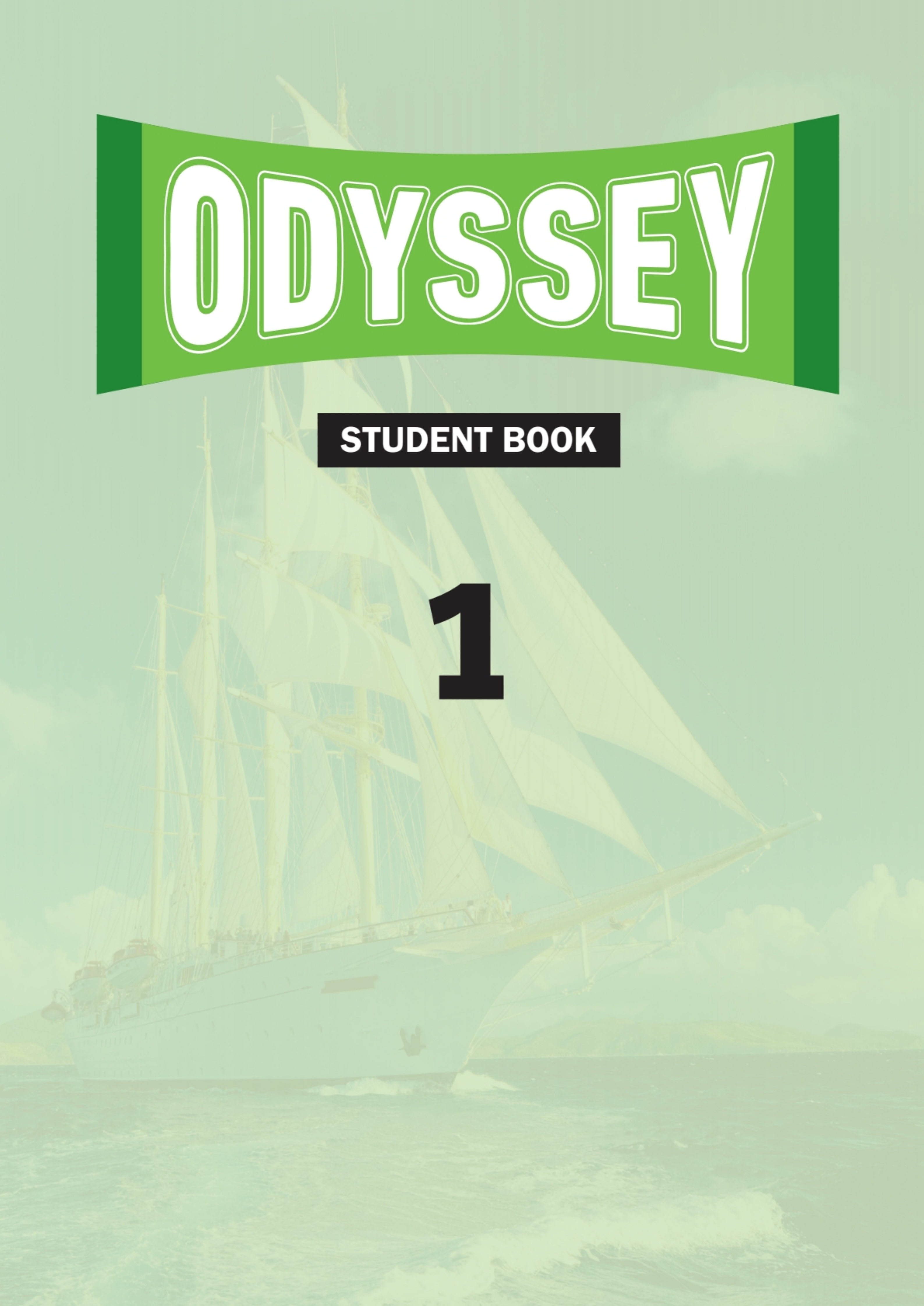
MP3
Free Download

1

ODYSSEY

STUDENT BOOK

1



ODYSSEY 1

Thomas Hong • Gareth Powell

© 2020 Compass Publishing

All rights reserved. No part of this book may be reproduced, stored in a retrieval system, or transmitted in any form by any means, electronic, mechanical, photocopying, recording, or otherwise, without prior permission in writing from the publisher.

Series Editors: Thomas Hong, Soo-Jin Kweon

Copy Editors: Sarah Hyun, Sophia Han

Proofreaders: Fraser Barratt, Jon Edwards

Contributing Writers: Daniel Brown, Tamara Wilburn, Jason Wilburn, Jon Edwards, Soo-Jin Kweon

Cover/Design: Lani Kim

email: info@compasspub.com

<http://www.compasspub.com>

ISBN 978-1-64015-597-8

10 9 8 7 6 5 4 3 2 1
24 23 22 21 20

Photo Credits

All images © Shutterstock, Inc.

Printed in Korea

 **This is made with nontoxic materials.**

SCOPE AND SEQUENCE

BOOK 1

•Grammar Review & Word List p. 78 •Workbook p. 81

UNIT / PAGE		SKILL	LESSON PRODUCTION	LANGUAGE	OUTCOME
MODULE 1	P. 06-29	UNIT 1		Letters, names, and numbers	Make your class ID card
		HEY, IT'S ME!		Countries and nationalities	
				Family members	
				Adjectives for personality	
				Personal information	
	p. 06-17	Speaking	Introduce yourself		
		Writing	Talk about countries and nationalities		
		Listening	Identify family members		
		Reading	Describe someone's personality		
		Project	Make a profile card		
		UNIT 2		School faculty	Create a family tree
		THE ONES AROUND ME		Jobs	
				Names, ages, and occupations	
				Personalities	
				Family relationships	
	p. 18-29	Listening	Identify the people at school		
		Reading	Talk about people's jobs		
		Speaking	Ask and answer personal questions		
		Writing	Write about your family		
		Project	Make a family tree		

UNIT / PAGE		SKILL	LESSON PRODUCTION	LANGUAGE	OUTCOME
MODULE 2	P. 30-53	UNIT 3		School supplies	Create a school club
		ROBOTICS IS MY FAVORITE CLASS		Classroom objects	
				School subjects	
				School activities	
				School clubs	
	p. 30-41	Reading	Make a list of things you need for school		
		Speaking	Talk about the things in your class		
		Writing	Write about the things you need in each class		
		Listening	Use <i>-ing</i> for fixed plans in the future		
		Project	Create a club notice		
		UNIT 4		Rooms in the house	Describe your dream house
		MY HOUSE, MY HOME		Prepositions of place	
				Different kinds of homes	
				Things around the house	
				Dream houses	
	p. 42-53	Speaking	Talk about things in the house		
		Listening	Locate where things are in a room		
		Reading	Read about homes around the world		
		Writing	Describe rooms using <i>there is</i> and <i>there are</i>		
		Project	Design a dream house		

UNIT / PAGE		SKILL	LESSON PRODUCTION	LANGUAGE	OUTCOME
MODULE 3	P. 54-77	UNIT 5		Free-time activities & adverbs of frequency	Talk about social media
		TIME TO PLAY!		Hobbies	
				Routines	
				Everyday activities	
				Personal information	
	p. 54-65	Reading	Read about hobbies		
		Listening	Listen to people talk about their free-time activities		
		Speaking	Talk about your routine		
		Writing	Write an email about your routine		
		Project	Write a social media post		
		UNIT 6		Errands	Give instructions
		WHERE TO?		Places around the city	
				Directions	
				Points of interest	
				Give instructions	
	p. 66-77	Listening	Listen to people talk about their errands		
		Speaking	Talk about your plans and errands		
		Reading	Understand directions		
		Writing	Give written directions		
		Project	Make detailed instructions		

Before We Start

Alphabet

① Listen and repeat. Then write the letters.  00-01

Aa Bb Cc Dd Ee Ff Gg Hh Ii

Jj Kk Ll Mm Nn Oo Pp Qq

Rr Ss Tt Uu Vv Ww Xx Yy Zz

Write your name: _____

Numbers

② Listen and repeat.  00-02

NOTE

There are different ways to say certain numbers when giving your addresses or phone number.
0 = zero / oh
33 = thirty three / three-three



10	ten	30	thirty
11	eleven	40	forty
12	twelve	50	fifty
13	thirteen	60	sixty
14	fourteen	70	seventy
15	fifteen	80	eighty
16	sixteen	90	ninety
17	seventeen	100	one hundred
18	eighteen	1,000	one thousand
19	nineteen	10,000	ten thousand
20	twenty	1,000,000	one million

Write your phone number: _____

③ Listen and repeat. Use the numbers to talk with a partner.  00-03

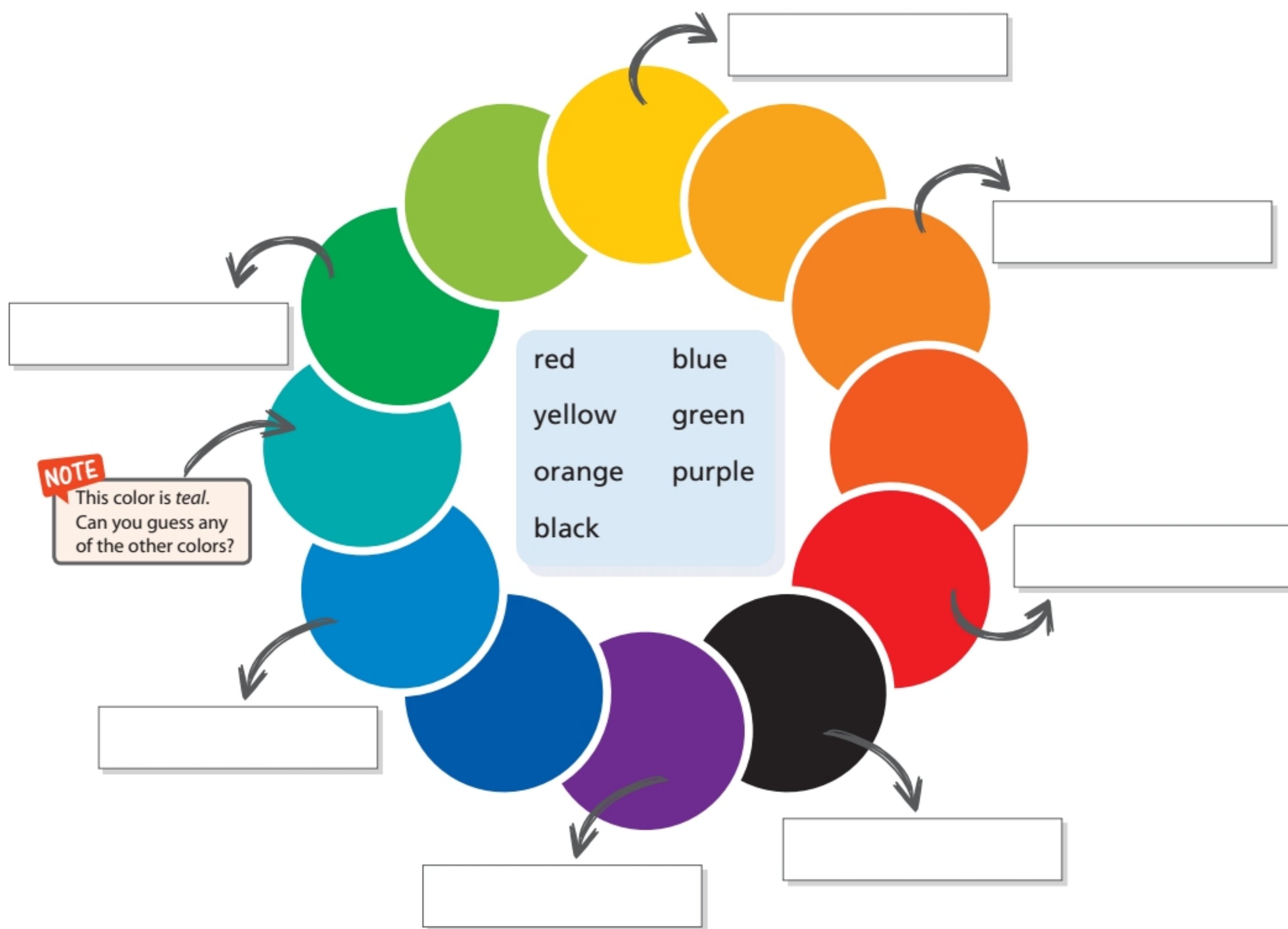
A What's your phone number?

It's 019-5490-6833


587-1598-6673
353-8006-9915
774-3488-0122

Colors

④ Listen and repeat. Then write the colors in the correct box.  00-04



⑤ Talk with a partner. Then ask about the color of things in your classroom using *this* or *that*.



UNIT 1

HEY! IT'S ME!



Scan for Audio

WHAT YOU WILL DO IN THIS UNIT

- A Speaking** Introduce yourself
- B Writing** Talk about countries and nationalities
- C Listening** Identify family members
- D Reading** Describe someone's personality
- E Project** Make a profile card



ICE BREAKERS

Look at the photo and answer the questions.

1. What do you see in the picture?
2. Do you enjoy school?
3. How many people are in your family?
4. How would you describe yourself

A

ABOUT ME!

Speaking

Aim: Introduce yourself

Vocabulary

1 Read. Then fill in the blanks.

Greetings		Other common expressions	
Hello. Hi. Hey.		Please... People... (But) you can...	→ call me (name).
Question: How's it going? / How are you (doing)?		Question: How/What about... Question: And...	→ you?
Answer: (I'm...)	→ (Very) Well/Good. → Not bad. → OK. → All right. (Thanks)	Answer:	→ Me too. → Not me.
Good morning/afternoon. It's good to see you.			
Introductions			
Nice to meet you.	Welcome	I'm...	
I'm new here.	I'm a new student here.	My name is...	



1. _____ morning, Cynthia.

Hey, Frank. How 2. _____ you?

Not 3. _____, thanks. And you?

I'm all right.



Speak Up

2 Listen and repeat. 1-01



Focus

3 Talk with a partner.

Hi! I'm **Jack**. What's your name?

Hello! My name is **Susan**.
Nice to meet you.

Nice to meet you, too.