

NEW

ODYSSEY

Thomas Hong • Gareth Powell

BIGBOX
Learning App


Free Download

2

NEW

ODYSSEY

STUDENT BOOK

2

SCOPE AND SEQUENCE

BOOK 2

•Grammar Review & Word List p. 76 •Workbook p. 81

UNIT / PAGE		SKILL	LESSON PRODUCTION	LANGUAGE	OUTCOME		
MODULE 1	P. 04-27	UNIT 1		Reading	Read about modes of transportation	Transportation	Create a daily planner
		WHAT TIME IS IT?		Speaking	Talk about your routine	Routines	
				Listening	Understand a schedule	Schedules	
				Writing	Write a daily schedule	Days, months, time	
				Project	Compare people's routines	Time expressions	
	p. 04-15	UNIT 2		Listening	Identify the chores people are doing	Chores	Create a plan to help others
		BUSY ON THE WEEKEND		Speaking	Talk about outdoor chores and activities	Outdoor chores	
				Writing	Describe what people are doing	Actions	
				Reading	Read about people in different time zones	Things to do	
				Project	Create a plan to help others	Words related to possibility	
p. 16-27							

UNIT / PAGE		SKILL	LESSON PRODUCTION	LANGUAGE	OUTCOME
MODULE 2 P. 28-51	UNIT 3 I LOVE NATURE! p. 28-39	Listening	Understand talks about animals	Animals & insects	Raise awareness for an endangered species
		Speaking	Talk about nature	Nature	
		Reading	Read about amazing things in nature	Volcanoes	
		Writing	Write about things in nature	Words related to the environment	
		Project	Design a poster to raise awareness	Words related to endangered species	
	UNIT 4 LET’S GO OUT p. 40-51	Listening	Listen to people inviting others out for fun	Words related to entertainment	Talk about your ideal place for fun
		Reading	Read about an interesting place to have fun	Amusement parks and future plans with <i>will</i> and <i>going to</i>	
		Speaking	Take turns inviting a partner to do something	Words related to events	
		Writing	Write about your plans for your next vacation	accommodations: <i>can</i> and <i>could</i> for possibility	
		Project	Design your own entertainment complex	Words related to fun activities	

UNIT / PAGE		SKILL	LESSON PRODUCTION	LANGUAGE	OUTCOME	
MODULE 3	P. 52-75	UNIT 5 WHAT DID YOU DO? p. 52-63	Listening	Describe past events	Locations	Write a story
			Speaking	Talk about weekend activities	Common actions	
			Reading	Read about a fantastic weekend trip	Past tense actions	
			Writing	Write about how a past experience made you feel	Feelings & experiences	
			Project	Work with a group to write a story	Feelings	
	p. 64-75	UNIT 6 I DON'T FEEL SO WELL p. 64-75	Listening	Listen to people talk about being sick	Words related to health	Identify how people are feeling
			Speaking	Talk about being sick and give advice	Words related to injuries	
			Reading	Read about childhood illnesses	Words related to illnesses	
			Writing	Write about being sick or hurt	Words related to body parts; quantifiers	
			Project	Make and give a health survey	Words related to doctor's visits	

MODULE 1

UNIT 1

WHAT TIME IS IT?



Scan for Audio

WHAT YOU WILL DO IN THIS UNIT

- A Reading** Read about modes of transportation
- B Speaking** Talk about your routine
- C Listening** Understand a schedule
- D Writing** Write a daily schedule
- E Project** Compare people's routines



ICE BREAKERS

Look at the photo and answer the questions.

1. What do you see in the picture?
2. What time do you think it is?
3. Where are the people in the picture?
4. What do you ride to school?

A

HOW WE TRAVEL

Reading

Aim: Read about modes of transportation

Vocabulary

1 Listen and number. 1-01



plane



taxi



car



subway



bus



bicycle / bike



train



fly



drive



ride

NOTE

Do you know when to use *ride* and *drive*? What about *fly*? Think about it.

2 Fill in the blanks with *drive*, *fly*, or *ride*.

- I _____ my car to work.
- I _____ my bicycle to football practice.
- Dad _____ the subway to work.
- The pilot _____ an airplane.

3 Fill in the blanks with the best vocabulary words.

- A _____ has four wheels and carries lots of people.
- You use your legs to move a _____.
- That yellow car over there is a _____.
- Some families have a _____ that they use to drive places.
- A _____ can fly and can go to faraway places quickly.

Pre-reading

4 How do you get to these places? Talk with a partner.



school



supermarket



best friend's house

movie theater

Theater

How We Travel

Subways and buses are a great way to travel in cities. Many people ride the subway or a bus every day. This reduces traffic and pollution made by cars. But can people do more? People in Amsterdam think they can! Their answer is bicycles! More than forty percent of all people living in Amsterdam ride a bicycle to work every day!



High-speed trains such as the Shanghai Maglev can travel at 420 kilometers per hour. But 420 km/h is not as fast as a plane. An airplane can fly at 900 to 1,000 km/h. Scientists hope to change this. They're working on a new train called the Hyperloop. This train might be able to go 1,200 km/h!

Why drive when you don't have to? No, I'm not talking about a taxi. I'm talking about a self-driving car! There are cars that drive on their own. But they're not one hundred percent safe, so people don't trust them. But self-driving cars are helping people in many ways. They park themselves, and they help to avoid accidents!



Comprehension

6 Circle **true** or **false**.

- | | | |
|---|------|-------|
| 1. There are lots of trains in Amsterdam. | true | false |
| 2. Bicycles reduce pollution. | true | false |
| 3. Airplanes fly at a speed of 420 km/h. | true | false |
| 4. People trust self-driving cars a lot. | true | false |

NOTE

Traffic is the cars, trucks, and other vehicles using the road. Pollution is harmful things or waste in the air, water, or on land.

Wrap Up

7 Talk with a partner.

1. Do you travel a lot? Where do you go?
2. What is your favorite way to travel? Why?
3. Which of these new ways to travel is most interesting to you?


B


TELLING THE TIME

Speaking

Aim: Talk about your routine

Vocabulary

1 Listen and number.  1-03



wake up



go to sleep / bed



get dressed



brush my teeth




make my bed



pack my bag



go to practice



do my homework



play a game



clean my room

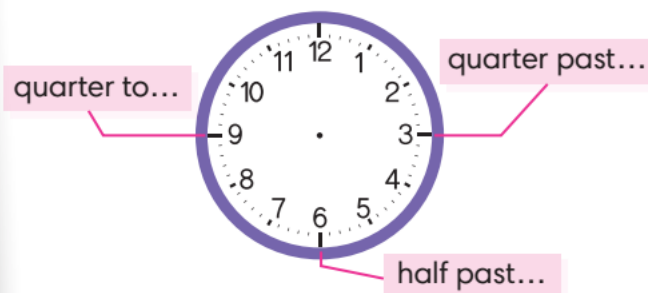
2 Listen and write the vocabulary words you hear.  1-04

1. _____ 2. _____
3. _____ 4. _____
5. _____ 6. _____

Expressions

Telling the time

3 Listen and write the times.  1-05



1. _____ 2. _____
3. _____ 4. _____
5. _____ 6. _____

4 Use the expressions to tell the times.



Focus

5 Talk with a partner.

What time do you
wake up?

I wake up at **7:30**.

What time do you
go to sleep?

I go to sleep at **10:30**.