

NEW

ODYSSEY

Thomas Hong • Gareth Powell



BIGBOX
Learning App

mp3
Free Download

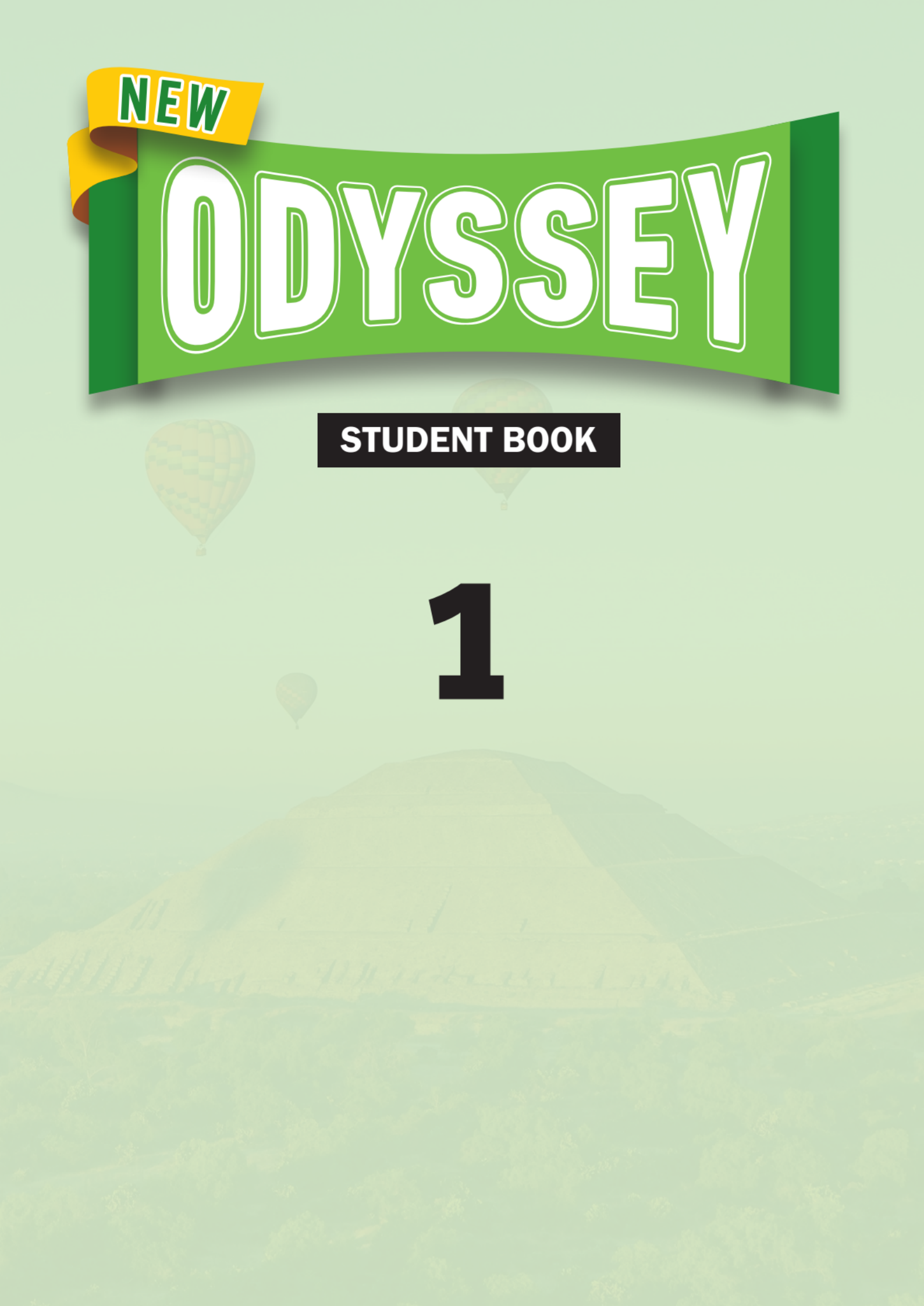
1

NEW

ODYSSEY

STUDENT BOOK

1



•Grammar Review & Word List p. 78 •Workbook p. 83

UNIT / PAGE		SKILL	LESSON PRODUCTION	LANGUAGE	OUTCOME
MODULE 1	P. 06-29	UNIT 1 HEY, IT'S ME! <p>p. 06-17</p>	Speaking	Introduce yourself	Make a class ID card
			Writing	Talk about countries and nationalities	
			Listening	Identify family members	
			Reading	Describe someone's personality	
			Project	Make a profile card	
		UNIT 2 THE ONES AROUND ME <p>p. 18-29</p>	Listening	Identify the people at school	Create a family tree
			Reading	Talk about people's jobs	
			Speaking	Ask and answer personal questions	
			Writing	Write about your family	
			Project	Make a family tree	


UNIT / PAGE		SKILL	LESSON PRODUCTION	LANGUAGE	OUTCOME
MODULE 2	P. 30-53	UNIT 3 ROBOTICS IS MY FAVORITE CLASS <p>p. 30-41</p>	Reading	Make a list of things you need for school	Create a school club
			Speaking	Talk about the things in your class	
			Writing	Write about the things you need in each class	
			Listening	Use <i>-ing</i> for fixed plans in the future	
			Project	Create a club notice	
		UNIT 4 MY HOUSE, MY HOME <p>p. 42-53</p>	Speaking	Talk about things in the house	Design a sustainable home for the future
			Listening	Locate where things are in a room	
			Reading	Read about homes around the world	
			Writing	Describe rooms using <i>there is</i> and <i>there are</i>	
			Project	Design a sustainable house	

UNIT / PAGE		SKILL	LESSON PRODUCTION	LANGUAGE	OUTCOME
MODULE 3	P. 54-77	UNIT 5 TIME TO PLAY! <p>p. 54-65</p>	Reading	Read about hobbies	Share and teach others your hobby
			Listening	Listen to people talk about their free-time activities	
			Speaking	Talk about your routine	
			Writing	Write an email about your routine	
			Project	Teach others your hobby	
		UNIT 6 WHAT'S FOR LUNCH? <p>p. 66-77</p>	Listening	Understand likes and dislikes	Create a food diary and self-reflect
			Reading	Read about interesting street food	
			Speaking	Order food in a restaurant	
			Writing	Write about the food you eat	
			Project	Find ways to improve people's diets	

Before We Start

Alphabet

① Listen and repeat. Then write the letters.  00-01



Write your name: _____

Numbers

② Listen and repeat.  00-02

NOTE

There are different ways to say certain numbers when giving your address or phone number.

0 = zero / oh

33 = thirty three / three-three



10	ten	30	thirty
11	eleven	40	forty
12	twelve	50	fifty
13	thirteen	60	sixty
14	fourteen	70	seventy
15	fifteen	80	eighty
16	sixteen	90	ninety
17	seventeen	100	one hundred
18	eighteen	1,000	one thousand
19	nineteen	10,000	ten thousand
20	twenty	1,000,000	one million

Write your phone number: _____

③ Listen and repeat. Use the numbers to talk with a partner.  00-03

A

What's your phone number?

It's 019-5490-6833

587-1598-6673

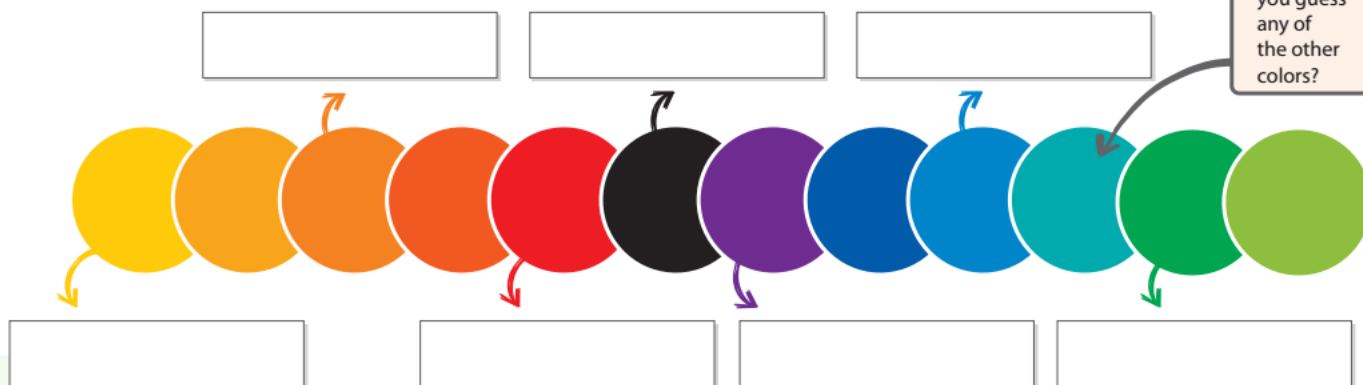
353-8006-9915


774-3488-0122

Colors

④ Listen and repeat. Then write the colors in the correct boxes.  00-04

red blue yellow green orange purple black



⑤ Listen and number.  00-05



listen



talk with a partner



read



look at the board



write



open your books



speak



close your books



answer



watch

⑥ Read the questions.

How do you spell "board"?

Can you repeat that?

Can you say that again more slowly?

How do you say "_____"
in English?

What does "board" mean?

How do you pronounce this word?

I have a question.

What's the answer to number four?

NOTE

There are four English sentence types.
Declarative sentences – Used for statements

Ex. My name is Jack.

Interrogative sentences – Used for questions

Ex. What is your name?

Imperative sentences – Used for commands

Ex. Read aloud.

Exclamative sentences – Used to express strong emotions or surprise

Ex. Stop!

UNIT 1

HEY! IT'S ME!



Scan for Audio

WHAT YOU WILL DO IN THIS UNIT

- A Speaking** Introduce yourself
- B Writing** Talk about countries and nationalities
- C Listening** Identify family members
- D Reading** Describe someone's personality
- E Project** Make a profile card



ICE BREAKERS

Look at the photo and answer the questions.

1. What do you see in the picture?
2. Do you enjoy school?
3. How many people are in your family?
4. How would you describe yourself?

A

ABOUT ME!

Speaking

Aim: Introduce yourself

Vocabulary

1 Read. Then fill in the blanks.

Greetings		Common Expressions	
Hello. Hi. Hey.		Please... People... (But) you can...	→ call me (name).
Question: How's it going? / How are you (doing)?		Question: How/What about... Question: And...	→ you?
Answer: (I'm...)	→ (Very) Well/Good. → Not bad. → OK. → All right. (Thanks)	Answer:	→ Me too. → Not me.
Good morning/afternoon. It's good to see you.			
Introductions			
Nice to meet you.	Welcome.	I'm...	
I'm new here.	I'm a new student here.	My name is...	



1. _____ morning, Cynthia.

Hey, Frank. How 2. _____ you?

Not 3. _____, thanks. And you?

I'm all right.



Speak Up

2 Listen and repeat. 1-01



Focus

3 Talk with a partner.

Hi! I'm **Jack**. What's your name?

Hello! My name is **Susan**.
Nice to meet you.

Nice to meet you, too.