

Ni Hao Chinese 1

| Changjae Lee · Jiyeon Kim · Qi Zhang |



Ni Hao Chinese 1

Student Book + Workbook

你好汉语 课本 + 练习册 1

Changjae Lee · Jiyeon Kim · Qí Zhāng

Ni Hao Chinese 1



See with Your Eyes!

This book allows children to naturally feel Chinese as they follow the story woven together by the main characters NanNan, BeiBei and their friends, and feel as if they are reading a fairy-tale book while looking at the bright and cute illustrations.



Listen with Your Ears!

One of the quickest ways to learn Chinese is to listen often. Listening to the fun audio recordings help children to familiarize themselves with Chinese.



Repeat with Your Mouth!

Children learn key sentences by repeating easy and simple expressions several times, and practice pronunciation consistently in each unit. In addition, children can have fun learning Chinese by singing along to the songs scattered throughout the book.

We think it's most important to be interested in studying first. It is our hope that with this book, children will find learning Chinese to be fun and easy, and that they become excited with each word and phrase they learn, resulting in developing a familiarity with the language.

Finally, we would like to thank our family and Mr. Jang Seok-min, a teacher at the Zhao China Academy, who have always supported us. Also, we would like to express our sincere gratitude to Ms. Park Jeong-mi and Ms. Park Mi-gyeong of "Chinabox" who gave us the opportunity and courage to write this book, and to the Jplus Editorial Team and Ms. Yi Gi-seon who helped us a lot building up to the release of this book.

by the authors

Includes the following:



Workbook

Children can review what they have learned in this book and improve their skills.



MP3 Audio Files

Study in a fun way with accurate native pronunciation, exciting songs and translations.



Vocabulary Cards

Create vocabulary cards for new and important words to carry around and memorize with ease (available for download).



Comprehensive Evaluation Table

Children can check everything they have learned (available for download).

Structure of this Book



Main Dialog


Helps students get interested in a new story starting with the four main sentences. New words are organized, and vivid illustrations help students understand the context of the conversation.

*Refer to the appendix for translations (available for download).



听和说 tīng hé shuō

One More Step! Encourages students to practice and expand upon the basic expressions they learned earlier.



跟我念 gēn wǒ niàn

Listen carefully! Say it aloud! Students can learn the correct pronunciation and tones by listening to the audio of native Chinese speakers.

一起玩儿吧 yìqǐ wánr ba

Have Fun! In each unit, students play a variety of fun games to get closer to Chinese.



做一做 zuò yì zuò

I'm confident now! By reviewing what was taught, students become more confident in their Chinese.

唱一唱 chàng yì chàng

Sing along to songs and chants in Chinese!

*Refer to the appendix for the Chinese lyrics (available for download).

Contents

| Unit | Title | Unit Objective | Pronunciation | Games | Songs/ Chants | Page |
|------|-------------------------------|--|----------------------------------|-----------------------------------|------------------------|------|
| 1 | 你好! Hello! | <ul style="list-style-type: none"> • Greeting someone • What to say when you meet someone • What to say when you and someone part ways • 我: I, 你: you, 他/她: he/she | Tones (1st, 2nd, 3rd and 4th) | Name Finding | Hello! | p.6 |
| 2 | 谢谢! Thank you! | <ul style="list-style-type: none"> • Saying thank you and responding • Saying sorry and responding | Tones (Neutral) | Getting to the Great Wall Quickly | Happy birthday to you! | p.14 |
| 3 | 你叫什么名字? What is your name? | <ul style="list-style-type: none"> • Asking and answering about one's name • 什么: what | Vowels a, o, e, i, u, ü | Making a Name Tag | What is your name? | p.22 |
| 4 | 你是韩国人吗? Are you Korean? | <ul style="list-style-type: none"> • Asking and answering about one's nationality • 吗: question particle • 哪: which • 是: to be / 不是: to be not | Vowels ai, ao, an, ang | Dress Them Up | Where are you from? | p.30 |
| 5 | 我喜欢红色。 I like red. | <ul style="list-style-type: none"> • Like • Don't like • 不 + verb | Vowels ou, ong | Coloring | Try to guess! | p.38 |





| Unit | Title | Unit Objective | Pronunciation | Games | Songs/ Chants | Page |
|------|--|---|------------------------------------|------------------------------------|---|------|
| 6 | 你几岁? How old are you? | <ul style="list-style-type: none">• Learning numbers• Asking and answering about one's age• 几: how many | Vowels ei, en, eng | Saying One's Age | Ten Little Kids | p.46 |
| 7 | 你属什么? What's your Chinese zodiac sign? | <ul style="list-style-type: none">• 12 zodiac animals• Asking and answering about one's zodiac sign | Vowels ia, iao, ie, iu | Which Chinese Zodiac Sign Are You? | Two Tigers | p.54 |
| 8 | 他是谁? Who is he? | <ul style="list-style-type: none">• Learn family appellation• Asking and answering who he/she is• 谁: who | Vowels ian, in, iang, ing, iong | Who Are They? | Three Bears | p.62 |
| 9 | 你家有几口人? How many people are there in your family? | <ul style="list-style-type: none">• Introducing your family• Asking and answering how many family members you/they have• 口: classifier for counting family members• 和: and | Vowels ua , uo, uai, ui | Draw a Family Tree | How many people are there in your family? | p.70 |
| 10 | 这是什么? What is this? | <ul style="list-style-type: none">• Asking and answering about the names of things• 这: this• 那: that | Vowels uan, un, uang, ueng | Find Where They Belong | What is this? | p.78 |

Appendix 1 Finding words (index)

Appendix 2 DIY Props materials





Scan and find the tracks.



你好! 我是南南。

Nǐ hǎo!

Wǒ shì Nánнан.



你好! 我是北北。

Nǐ hǎo!

Wǒ shì Běibei.





再见!

Zàijiàn!



再见!

Zàijiàn!



Words

你 nǐ you

我 wǒ I

是 shì to be

你好 nǐ hǎo Hello (greeting for meeting)

再见 zàijiàn Goodbye (greeting for parting)



听和说

tīng hé shuō



Learn greetings and say your name.

1

Lǎoshī
hǎo!

2

Nǐ hǎo!
Nánnan.

3

Nǐmen
hǎo!

4

Nǐ hǎo!
Wǒ shì
Míngmíng.

练习 liànxí



Nǐ hǎo!
Wǒ shì Nánnan.



Nánnan



Běibei

5

Běibei!
Tā shì Nánнан.

7

Nǐ hǎo! Nánнан.

6

Nǐ hǎo! Běibei.

9

Zàijiàn!

8

Zàijiàn!



Dōngdong



Míngmíng



Xiǎogǒu

Words

- 老师 lǎoshī teacher
- 们 men a plural form of human being
- 他/她 tā he/she



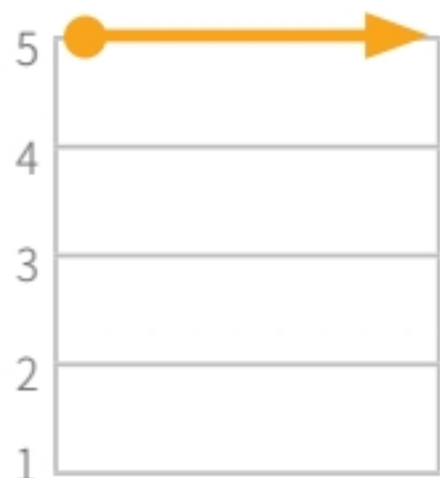
跟我念 gēn wǒ niàn



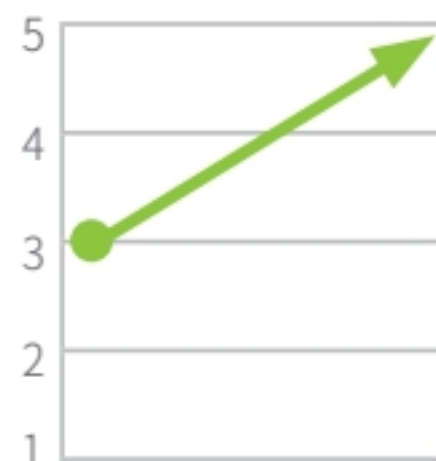
How do you pronounce it?
Listen carefully, then repeat.



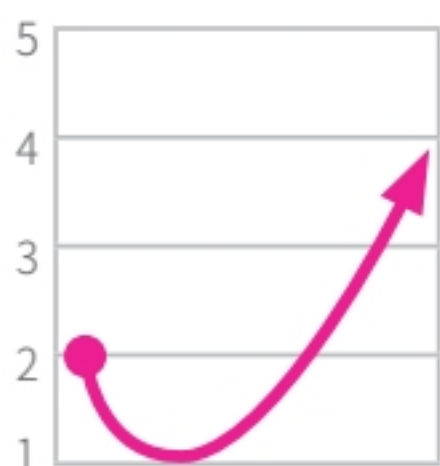
The 1st tone in Chinese is pronounced corresponding to the solfège pitch "So(l)."



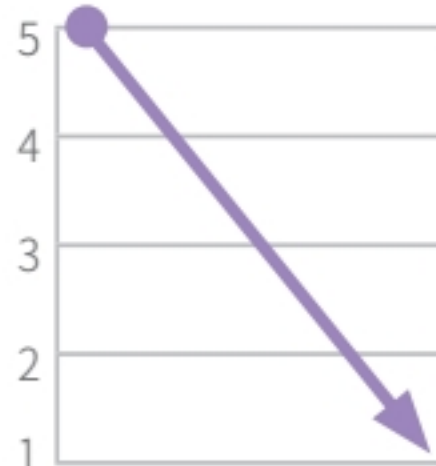
The 2nd tone in Chinese is pronounced by rising from "Mi" to "So(l)."



The 3rd tone in Chinese is pronounced by falling from "Re" to "Do" and rising again to "Fa."



The 4th tone in Chinese is pronounced by falling from "So(l)" to "Do."



1st tone



一 yī

1

2nd tone



十 shí

10

3rd tone



五 wǔ

5

4th tone



四 sì

4




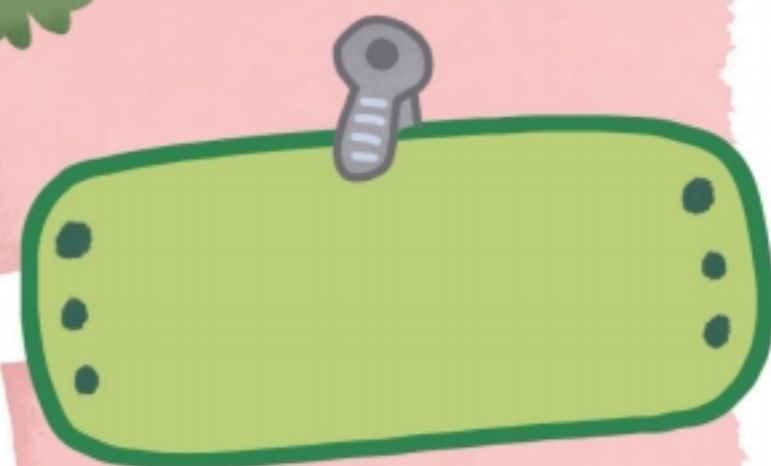

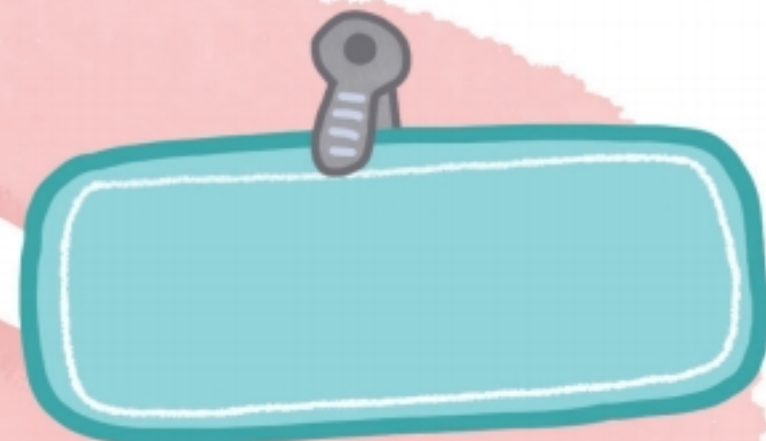
一起玩儿吧 yìqǐ wánr ba

Name Finding Game

1

Nǐ hǎo!
Wǒ shì _____.

Běibei Nánнан
Dōngdong Míngming



* Follow the lines of each person to find their name. Write their name in the box and say “Nǐ hǎo! Wǒ shì ~ .” if the name matches the face.