



Just Speak Up

Olga Geissler



1

Copyrighted material
FACTORY

Just Speak Up

Olga Geissler

Just Speak Up 1

Olga Geissler

© 2009 Compass Publishing

All rights reserved. No part of this book may be reproduced, stored in a retrieval system, or transmitted in any form or by any means, electronic, mechanical, photocopying, recording, or otherwise, without prior permission in writing from the publisher.

Acquisitions Editor: Casey Malarcher
Content Editor: Garrett Byrne
Copy Editor: Tanya Shawlinski
Cover/Interior Design: Design Plus

Email: info@compasspub.com
<http://www.compasspub.com>

ISBN: 978-1-59966-416-3

10 9 8 7 6 5 4 3 2
12 11 10 09

Photo Credits

Unless otherwise stated, all photos are from Shutterstock Images LLC.

pp. 61, 62 © Jupiterimages

Cover © iStock International Inc.

Contents

.....	How to Teach This Book	4
.....	01 My Favorite	9
.....	02 My Country	13
.....	03 Studying English	17
.....	04 Movies	21
.....	05 Restaurants	25
.....	06 Music	29
.....	07 Name Them	33
.....	08 The Environment	37
.....	09 Everyday Activities	41
.....	10 Experiences	45
.....	11 Family	49
.....	12 Feelings	53
.....	13 Air Travel	57
.....	14 Food	61
.....	15 Fruits and Vegetables	65
.....	16 Giving Directions	69
.....	17 Health	73
.....	18 The Internet	77
.....	19 Jobs and Occupations	81
.....	20 Literature and Books	85
.....	Transcripts & Answer Key	



How to Teach This Book

The best way to teach speaking is to have students practice speaking. This book has been developed to introduce a wide variety of speaking topics to students. Each unit also presents a number of activities to scaffold speaking tasks for lower-level or less secure speakers. However, it is not mandatory for higher-level and more advanced speakers to work systematically through all of the activities. Because the speaking topics are related by theme rather than specific content, the material in each unit is flexible and adaptable.

The lesson plan presented here is suggested for a class that requires significant support for each speaking task. Classes that do not require as much support may be able to jump right into the topics and start talking. It is left up to individual instructors to gauge how thoroughly each step of this lesson plan needs to be implemented in their classes.

Suggested Lesson Plan (60 min.)

Step 1

Warm-up with Listening

Have students look at the unit topic. Ask the class to brainstorm a few possible questions they might ask someone about the topic and write them on the board. While students are suggesting possible questions, be sure to suggest the three questions that are answers for Activity 1 if students do not suggest these questions on their own (see the Answer Key for these questions). You might suggest additional questions as well for more variety.

After a reasonable list of questions is written on the board, play the audio track for Activity 1. Students will hear three speakers give short talks related to the unit topic. Based on what they hear, students should guess the question that the speaker is answering.

After playing the audio track once, replay it, but stop after each speaker. Discuss what the students heard (or did not understand), and match one of the questions on the board with the answer. Continue replaying and stopping after each speaker until all three talks have been discussed.

Activity 1 (10 min.)



Unit 01

My Favorite

1 Listen to the speakers. Write the questions that they answer.  task 1

a. Speaker #1: Who is your favorite _____?

b. Speaker #2: What is your favorite _____?

c. Speaker #3: What is your favorite _____ to _____?

2 Sort the words by writing them in the correct categories.

hard	beautiful	cool	drive fastest	important
amazing	know	powerful	sing	stage
speak	sports	car	study	subject
teacher	understand	voice		

 PEOPLE/THINGS

 DESCRIPTIONS

 ACTIONS



UNIT 01 My Favorite 9

Step 2

Activity 2 (5 min.)

Unit 01

My Favorite

1 Listen to the speakers. Write the questions that they answer.  **Task 1**

a. Speaker #1: Who is your favorite _____?

b. Speaker #2: What is your favorite _____?

c. Speaker #3: What is your favorite _____ to _____?

2 Sort the words by writing them in the correct categories.

band	beautiful	cool	drive fastest	important
amazing	know	powerful	sing	singer
speak	sports	car	study	subject
teacher	understand	voice		

 **PEOPLE/THINGS**

 **DESCRIPTIONS**

 **ACTIONS**



UNIT 01 My Favorite 9

Vocabulary and Brainstorming

Have students read through the list of words and phrases as a class, focusing on their pronunciation and meaning. Then have students sort the words and phrases into the three categories provided. After everyone has finished sorting the list, check it as a class. After checking each category, ask students to brainstorm three to five additional words that could be added to the given category. All of the vocabulary brought out in this activity can help students as they answer the speaking prompts that follow in the unit.

Step 3


Activity 3 (5 min.)


Model Dialogs

Play the audio track for Activity 3 and have students read along as they listen. After each dialog, stop the audio and discuss any questions student may have regarding vocabulary or grammar presented in the dialog. After all three dialogs have been heard and discussed, have students work in pairs. Pairs should practice the dialogs, taking turns saying each role.


Note

For classes that need additional pronunciation practice, replay the audio track, but stop after each line or sentence. Students should try to repeat what they hear on the audio track, focusing on their pronunciation and intonation.


1 Listen to each dialog and read along.  **Task 2**


 **PEOPLE/THINGS**

A: What is your favorite subject at school?
B: My favorite subject at school is English.
A: Why do you like this subject?
B: I like studying it because it's interesting, and I know that it is very important for my future career.
A: Why is it important for your future?
B: I will need speak and understand English well because I want to work in tourism.


 **DESCRIPTIONS**

A: What is your favorite kind of car?
B: My favorite kind of car is a Bugatti.
A: What is special about this kind of car?
B: It is one of the fastest sports cars in the world.
A: Why would you like to have one of these cars?
B: It looks cool, so I think I would get a lot of attention from people if I drove one.



 **ACTIONS**

A: Who is your favorite band or singer?
B: My favorite singer is Shania Twain.
A: What do you like about this singer?
B: I like the way she sings. She has a very powerful voice.
A: How is she different from other singers?
B: A lot of singers these days are famous because of their appearance, but she is both beautiful and talented.



Now practice these dialogs with a classmate.

10 UNIT 01 My Favorite

Step 4

Activity 4 (15 min.)

Unit 01

Choose one of the questions below. Prepare your answer to this question by writing notes below. Use the questions from Part 3 to help with your notes.

- What is your favorite school subject?
- What is your favorite kind of car?
- Who is your favorite band or singer?

Question: _____

My Notes: _____

Now interview two classmates. They will interview you as well. First, ask which question they chose. Then make notes of each answer.

My Classmates

Name: _____	Name: _____
Question: _____	Question: _____
_____	_____
_____	_____

Tell your class about one of the classmates you interviewed.

Example:
I talked to Alex. He told me about his favorite school subject. He said his favorite subject is math. I thought that was strange, but he thinks math is fun. He said he can solve problems pretty fast, so his homework doesn't take a long time.

Rate your own speaking

Information:	OK	Good	Excellent
Fluency:	OK	Good	Excellent
Pronunciation:	OK	Good	Excellent

UNIT 01 My Favorite 11

Interviews

Ask each student to choose one of the three questions to answer. Give the students a few minutes to write notes related to how they would answer the question.

Next, assign each student in the class as either "A" or "B." Have students work in A-B pairs. Have the "A" students interview "B" students. First, they should ask which question their classmate chose. "A" students may then refer back to Activity 3 to see possible questions to ask in the interview. Give students two or three minutes to collect information from their partner. Then have the "B" students interview "A" students in the same way.

When these interviews are completed, have all of the "A" students stand up and move to work with a new "B" classmate. Repeat the interview process for the new pairs.

Note

Because this activity is an interview, students should not feel pressure to talk at length about their answers during the interviews. Giving one or two sentences as an answer is sufficient for this activity. The interviewer should then ask a follow-up question to get more information from the interviewee until the instructor stops the interview.

Step 5

Activity 5 (10 min.)

Reporting

Choose a number of students to report to the class the information they learned through one of their interviews. An example of how students can report information is provided with this activity in each unit.

As an alternative to asking only a few students to report for the class, instructors may divide the class into several groups. Then all members of each group should take turns reporting information they learned through one of their interviews. This way, all of the students in the class can participate in Activity 5.

Unit 01

Choose one of the questions below. Prepare your answer to this question by writing notes below. Use the questions from Part 3 to help with your notes.

- What is your favorite school subject?
- What is your favorite kind of car?
- Who is your favorite band or singer?

Question: _____

My Notes: _____

Now interview two classmates. They will interview you as well. First, ask which question they chose. Then make notes of each answer.

My Classmates

Name: _____	Name: _____
Question: _____	Question: _____
_____	_____
_____	_____

Tell your class about one of the classmates you interviewed.

Example:
I talked to Alex. He told me about his favorite school subject. He said his favorite subject is math. I thought that was strange, but he thinks math is fun. He said he can solve problems pretty fast, so his homework doesn't take a long time.

Rate your own speaking

Information:	OK	Good	Excellent
Fluency:	OK	Good	Excellent
Pronunciation:	OK	Good	Excellent

UNIT 01 My Favorite 11

Step 6

Activity 6 (5 min.)

1 Listen to each response and match it to the question it answers.  **Task 2**

a. Describe your favorite leisure-time activity or hobby.	•	•	Response #1
b. Describe your favorite animal or pet. Explain why it is your favorite.	•	•	Response #2
c. Describe your favorite TV program and why it is your favorite.	•	•	Response #3

For more practice, look at the transcripts on page 3 and practice these responses with a classmate.

2 Choose one of the questions below. Prepare your own response to this question by writing notes below. Be sure to fully explain your answer.

a. Describe your favorite leisure-time activity or hobby.	•	•	Response #1
b. Describe your favorite animal or pet. Explain why it is your favorite.	•	•	Response #2
c. Describe your favorite TV program and why it is your favorite.	•	•	Response #3

Now share your response with a classmate.

3 Rate your classmate's response:

Information:	OK	Good	Excellent
Fluency:	OK	Good	Excellent
Pronunciation:	OK	Good	Excellent

EXTRA PRACTICE

Try answering one or more of these questions for extra practice. Use at least three sentences in your response to each question.

- Describe your favorite friend and explain why he or she is your favorite friend.
- Describe your favorite video or computer game and explain why it is your favorite.
- Describe your favorite sporting event and explain why it is your favorite.
- Describe your favorite job and explain why it is your favorite.

12 UNIT 01 My Favorite

Matching and Modeling

Play the audio track for Activity 6, and have students match the given questions with one of the responses they hear. These questions and responses are meant to provide additional speaking topics and models of responses for students. While checking the answers for this activity, it may be helpful for students to read the responses shown in the transcript for the unit.

Note

For classes that need additional pronunciation practice, have students work in pairs reading aloud the sample responses shown in the transcript.

Step 7


Activity 7 (10 min.)

Pair Work

Have students work in pairs. One student in each pair will open his/her book. The other student will close his/her book and put it aside for the moment. The student with the open book will choose one of the questions listed in Activity 7 and write notes related to answering the question. The student who does not have a book will be the timer. The timer will look at the board while the instructor marks off increments of 10 seconds on the board. After one minute, the timer tells his/her classmate to stop making notes.

Now it is time for the student with the open book to start talking for two to three minutes (depending on the level of the class). The timer continues watching the board as the instructor marks off increments of time on the board. After the specified time, the timer tells his/her classmate to stop speaking.

The timer will now become the speaker, and the speaker will become the timer. Repeat the above process with the speaker first opening his/her book and making notes for one minute before speaking for two to three minutes.

1 Listen to each response and match it to the question it answers.  **Task 2**

a. Describe your favorite leisure-time activity or hobby.	•	•	Response #1
b. Describe your favorite animal or pet. Explain why it is your favorite.	•	•	Response #2
c. Describe your favorite TV program and why it is your favorite.	•	•	Response #3

For more practice, look at the transcripts on page 3 and practice these responses with a classmate.

2 Choose one of the questions below. Prepare your own response to this question by writing notes below. Be sure to fully explain your answer.

a. Describe your favorite leisure-time activity or hobby.	•	•	Response #1
b. Describe your favorite animal or pet. Explain why it is your favorite.	•	•	Response #2
c. Describe your favorite TV program and why it is your favorite.	•	•	Response #3

Now share your response with a classmate.

3 Rate your classmate's response:

Information:	OK	Good	Excellent
Fluency:	OK	Good	Excellent
Pronunciation:	OK	Good	Excellent

EXTRA PRACTICE

Try answering one or more of these questions for extra practice. Use at least three sentences in your response to each question.

- Describe your favorite friend and explain why he or she is your favorite friend.
- Describe your favorite video or computer game and explain why it is your favorite.
- Describe your favorite sporting event and explain why it is your favorite.
- Describe your favorite job and explain why it is your favorite.

12 UNIT 01 My Favorite