

3

Jungle Phonics

Long Vowel Sounds

APP
Free App

With CD-Rom
MP3 + Student Digital Materials

E.J. Lewis

Jungle Phonics

Long Vowel Sounds

Jungle Phonics 3

Long Vowel Sounds

© 2017 Compass Publishing

All rights reserved. No part of this book may be reproduced, stored in a retrieval system, or transmitted in any form by any means, electronic, mechanical, photocopying, recording, or otherwise, without prior permission in writing from the publisher.

Acquisition Editor: Langsoc, Inc.

Cover/Design: Bella Nam

Illustrators: Jeff Crowther, Amanda Gulliver, Melanie Florian, Lovestar,
Janet Samuel, and Felipe Van Rompaey

ISBN: 978-1-945387-33-3

24 23 22 21 20 19 18 17 16 15
26 25 24 23 22

Photo Credits:

All photos© Shutterstock, Inc.

Printed in Korea

 This is made with nontoxic materials.

3 Jungle Phonics

Long Vowel Sounds

E.J. Lewis

Contents

How to Use This Book	6
-----------------------------------	---

UNIT 1

-ame -ake -ate	8
-----------------------------	---

-ame: game, name, same
-ake: bake, cake, lake
-ate: date, gate, late



UNIT 2

-ave -ane -ape -ase	16
----------------------------------	----

-ave: cave, save, wave
-ane: cane, mane, lane
-ape: tape, cape
-ase: case, vase



Review 1

Units 1-2	24
------------------------	----

UNIT 3

-ine -ike -ide -ite	28
----------------------------------	----

-ine: line, nine, pine
-ike: bike, hike, like
-ide: hide, ride
-ite: kite, bite



UNIT 4

-ive -ime -ipe	36
-----------------------------	----

-ive: dive, hive, five
-ime: lime, time, dime
-ipe: pipe, wipe, ripe



Review 2

Units 3-4	44
------------------------	----

UNIT 5**-ole -one -ose** 48

-ole: hole, mole, pole
-one: bone, cone, lone
-ose: hose, nose, rose

**UNIT 6****-ope -ote -ome** 56


-ope: hope, rope
-ote: note, vote
-ome: dome, home

**Review 3****Units 5-6** 64**UNIT 7****-une -ule** 68

-une: dune, June, tune
-ule: mule, rule

**UNIT 8****-ube -ute -use** 74

-ube: cube, tube
-ute: cute, mute
-use: use, fuse

**Review 4****Units 7-8** 82

How to Use This Book



Each unit in *Jungle Phonics* includes four parts plus additional review activities to guide young learners as they take the first step on their journey into English. In each unit, learners first focus on individual sounds and target words. Then, they gain familiarity with the sound by completing simple reading, writing, speaking, and listening activities. With this approach, learners can acquire English in an easy and interesting way. Various types of activities, chants and stories allow young learners to effectively acquire the basics of phonics and enable them to build confidence with English. Lots of common sight words are used in stories and chants to help learners build their sight word vocabulary naturally.

Unit

UNIT 2 Long Vowel a
-ave -ane -ape -ase

14 Listen, point, and repeat.

-ave

cave save wave

15 Chant along.

16 Say, trace, and write.

ave → cave
ave → save
ave → wave

Unit 2

Read, match, and write.

1 S .

2 C .

3 W .

ave

16 Listen and number.

16

Students learn only one sound at a time before moving on to the next sound. With this step-by-step exposure to learning points, learners can acquire and remember each new sound and word more easily.

Students can develop a better understanding of each sound and target word with simple and easy activities.

Unit 2

23 Listen and circle.



1



2



3

-ase -ane -ake -ape -ame -ave

Read, circle, and write.

1  The cat sees the _____.
(case / vase)

2  She has a red _____.
(cape / cake)

3  A bat is in the _____.
(cave / save)

22

Unit 2

24-25 Read the story. Then chant along.

There is a **vase** in the **case**.
 There is a **cane** by the **case**.
 Dave sees the **cane**.
 Dave likes the **cane**.

Dave hits the **vase** with the **cane**.
 Dave is sad.
 "I need **tape** to fix the **vase**."
 "Here is **tape**."

Quiz

Dave likes the 1  2 .

23

Students gain more exposure to the target sounds through various activities to consolidate their learning.


Students practice reading the target words and common sight words in context. Two activities provide listening practice, and students can read and chant along with the story.


Workbook


Additional activities reinforce what students have learned in each unit. These can be completed in class or as homework.


Unit 2 -ave -ane -ape -ase

Say and circle.


1  save


2  cape


3  cane


4  vase


Read and match.


1  .


2  .


3  .


4  .


1  .


2  .


3  .

4  .


1 


2 


3 


4 


Read and circle.


1  -ase


2  -ave

3  -ane


4  -ape


1 


2 

3 

Look and write.

1 

2 


3 


1


2


3


Match and write.


1  .


2  .


3  .

4  .


1 


2 


3 


4 


Say and write.


1  W

2  C

3  C

1 

2 

3 

Follow and circle. Then, sort the words.

start

Finish

-ave -ane -ape -ase