

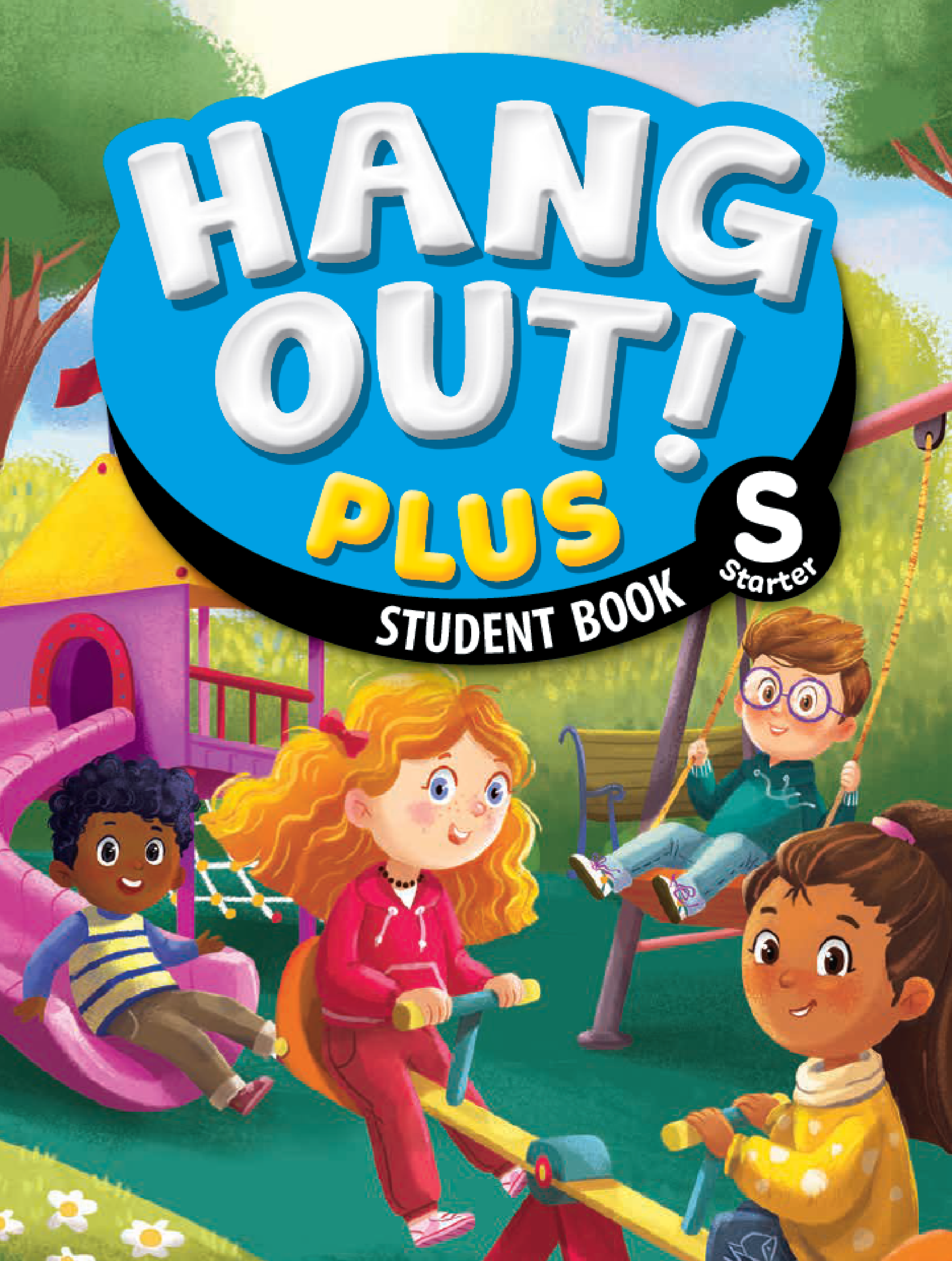
# HANG OUT!


## PLUS

### STUDENT BOOK

# S

Starter





# HANG OUT! PLUS





# Table of Contents

|                |                           |     |
|----------------|---------------------------|-----|
|                | <b>Scope and Sequence</b> | 4   |
| <b>WELCOME</b> | <b>Hello!</b>             | 6   |
| <b>UNIT 1</b>  | <b>School</b>             | 10  |
| <b>UNIT 2</b>  | <b>Family</b>             | 22  |
|                | <b>Review Units 1-2</b>   | 34  |
| <b>UNIT 3</b>  | <b>Toy Store</b>          | 36  |
| <b>UNIT 4</b>  | <b>Shapes and Colors</b>  | 48  |
|                | <b>Review Units 3-4</b>   | 60  |
| <b>UNIT 5</b>  | <b>The Playground</b>     | 62  |
| <b>UNIT 6</b>  | <b>Our Face and Body</b>  | 74  |
|                | <b>Review Units 5-6</b>   | 86  |
| <b>UNIT 7</b>  | <b>Food</b>               | 88  |
| <b>UNIT 8</b>  | <b>Sports Day</b>         | 100 |
|                | <b>Review Units 7-8</b>   | 112 |
| <b>UNIT 9</b>  | <b>At the Zoo</b>         | 114 |
| <b>UNIT 10</b> | <b>Time</b>               | 126 |
|                | <b>Review Units 9-10</b>  | 138 |
|                | <b>Songs and Chants</b>   | 140 |
|                | <b>Cut-outs</b>           | 153 |



# Scope and Sequence

| Unit | Title             | Learning Points                                                                                                                | Vocabulary                                                                                                                                             |
|------|-------------------|--------------------------------------------------------------------------------------------------------------------------------|--------------------------------------------------------------------------------------------------------------------------------------------------------|
| 1    | School            | <ul style="list-style-type: none"> <li>Things for school</li> <li>Asking and answering about what something is</li> </ul>      | <b>School:</b> backpack, book, chair, classroom, crayon, desk, eraser, paper, pen, pencil, ruler, school                                               |
| 2    | Family            | <ul style="list-style-type: none"> <li>Members of a family</li> <li>Talking about your family and their appearances</li> </ul> | <b>Family and friends:</b> brother, dad, family, friend, mom, sister<br><b>Appearance:</b> big, old, short, small, tall, young                         |
| 3    | Toy Store         | <ul style="list-style-type: none"> <li>Toys and gifts</li> <li>Asking and answering about what something is</li> </ul>         | <b>Toys and gifts:</b> ball, balloons, boat, boxes, car, dolls, gift, planes, robots, top, toy, trains                                                 |
| 4    | Shapes and Colors | <ul style="list-style-type: none"> <li>Shapes and colors</li> <li>Talking about what shape or color something is</li> </ul>    | <b>Shapes:</b> circle, rectangle, shape, square, star, triangle<br><b>Colors:</b> brown, color, green, pink, red, white                                |
| 5    | The Playground    | <ul style="list-style-type: none"> <li>Things at the playground</li> <li>Talking about locations</li> </ul>                    | <b>Playground things:</b> flower, jungle gym, playground, sandbox, seesaw, slide, swing, tree, wall<br><b>Prepositions of place:</b> in, near, on      |
| 6    | Our Face and Body | <ul style="list-style-type: none"> <li>Face and body parts</li> <li>Talking about what you have</li> </ul>                     | <b>Face:</b> ear, eye, face, mouth, nose, tooth<br><b>Body:</b> arm, body, foot, hand, leg, neck                                                       |
| 7    | Food              | <ul style="list-style-type: none"> <li>Fruits and snack food</li> <li>Talking about what you like or want to eat</li> </ul>    | <b>Fruits:</b> apple, banana, fruit, grapes, orange, pear<br><b>Snack foods:</b> burger, cookie, fries, ice cream, pizza, potato                       |
| 8    | Sports Day        | <ul style="list-style-type: none"> <li>Actions and sports</li> <li>Talking about things you can or can't do</li> </ul>         | <b>Actions:</b> catch, jump, play, run, swim, throw<br><b>Sports:</b> badminton, baseball, basketball, hockey, soccer, tennis                          |
| 9    | At the Zoo        | <ul style="list-style-type: none"> <li>Animals at the zoo</li> <li>Talking about what you see at the zoo</li> </ul>            | <b>Animals:</b> crocodile, elephant, frog, giraffe, goat, hippo, lion, lizard, monkey, tiger, turtle, zebra                                            |
| 10   | Time              | <ul style="list-style-type: none"> <li>Times of the day</li> <li>Telling times and days</li> </ul>                             | <b>Time:</b> breakfast, dinner, eleven, lunch, time, twelve<br><b>Days of the week:</b> Monday, Tuesday, Wednesday, Thursday, Friday, Saturday, Sunday |

# WELCOME

**Characters:** Ben, Emma, Jenny, Nick, Snowball, Peanut

**Numbers:** 1 to 10

**Alphabet:** Aa to Zz

**Greetings:** Good morning, Good afternoon, Good evening



| Structures                                                                                                                                                                                                                                                                                                           | CLIL                                           | Phonics                                                                                       | Project              |
|----------------------------------------------------------------------------------------------------------------------------------------------------------------------------------------------------------------------------------------------------------------------------------------------------------------------|------------------------------------------------|-----------------------------------------------------------------------------------------------|----------------------|
| <ul style="list-style-type: none"> <li><b>Demonstrative pronouns with information questions (<i>this, that</i>)</b><br/>What is this? This is my pencil.</li> <li><b>Possessive adjectives</b><br/>This is my crayon. / That is your backpack.</li> </ul>                                                            | <b>Social Studies:</b><br>I Like School!       | <b>Aa-Cc</b><br><b>Aa:</b> apple, ant<br><b>Bb:</b> ball, bear<br><b>Cc:</b> car, cat         | Pencil Cup           |
| <ul style="list-style-type: none"> <li><b>Simple present <i>be</i> with information questions (<i>he, she</i>)</b><br/>Who is he? He is my dad.</li> <li><b>Simple present <i>be</i> with yes/no questions</b><br/>Is he tall? Yes, he is. / No, he isn't.</li> </ul>                                                | <b>Social Studies:</b><br>I Love My Brother!   | <b>Dd-Ff</b><br><b>Dd:</b> duck, door<br><b>Ee:</b> elephant, egg<br><b>Ff:</b> frog, fish    | Finger Puppets       |
| <ul style="list-style-type: none"> <li><b>Simple present <i>be</i> with yes/no questions (<i>it</i>)</b><br/>Is it a top? Yes, it is. / No, it isn't. (It's a boat.)</li> <li><b>Simple present <i>be</i> with yes/no questions (<i>they</i>)</b><br/>Are they trains? Yes, they are. / No, they aren't.</li> </ul>  | <b>Social Studies:</b><br>Look at My Room      | <b>Gg-Ii</b><br><b>Gg:</b> goat, gorilla<br><b>Hh:</b> hippo, hat<br><b>Ii:</b> iguana, igloo | Paper Plane          |
| <ul style="list-style-type: none"> <li><b>Simple present <i>be</i> with information questions</b><br/>What shape is it? It's a square.</li> <li><b>Let's for suggestions</b><br/>Let's draw a picture.</li> </ul>                                                                                                    | <b>Science:</b><br>Cloud Shapes                | <b>Jj-Ll</b><br><b>Jj:</b> jump, jet<br><b>Kk:</b> king, kite<br><b>Ll:</b> lion, lemon       | Shape Ice Cream      |
| <ul style="list-style-type: none"> <li><b>Simple present <i>be</i> with information questions</b><br/>What is it? It's a swing.</li> <li><b>Simple present with prepositions of place (<i>at, in, on, near</i>)</b><br/>Where is Emma? She's on the jungle gym.</li> </ul>                                           | <b>Social Studies:</b><br>At the Playground    | <b>Mm-Oo</b><br><b>Mm:</b> mom, mouse<br><b>Nn:</b> nine, nut<br><b>Oo:</b> ox, ostrich       | Playground           |
| <ul style="list-style-type: none"> <li><b>Simple present <i>have</i> and expressing agreement</b><br/>I have a nose. So do I! / She has two eyes. So do I!</li> <li><b>Simple present <i>have</i> with information questions</b><br/>How many hands does he have? He has two hands.</li> </ul>                       | <b>Science:</b><br>I Love My Body!             | <b>Pp-Rr</b><br><b>Pp:</b> pen, panda<br><b>Qq:</b> queen, quilt<br><b>Rr:</b> robot, ring    | Waving Hand          |
| <ul style="list-style-type: none"> <li><b>Simple present <i>like</i> with yes/no questions</b><br/>Do you like apples? Yes, I like apples. / No, I don't like apples.</li> <li><b>Simple present <i>want</i> with information questions (<i>a, an, some</i>)</b><br/>What do you want? I want some fries.</li> </ul> | <b>Social Studies:</b><br>Please and Thank You | <b>Ss-Uu</b><br><b>Ss:</b> sister, sun<br><b>Tt:</b> ten, tiger<br><b>Uu:</b> up, umbrella    | Fruit Basket         |
| <ul style="list-style-type: none"> <li><b>Can for ability with yes/no questions</b><br/>Can you jump? Yes, I can. / No, I can't.</li> <li><b>Let's for suggestions</b><br/>Let's play soccer. OK. That sounds good. / No, I can't play.</li> </ul>                                                                   | <b>Physical Education:</b><br>PE Class         | <b>Vv-Xx</b><br><b>Vv:</b> vest, van<br><b>Ww:</b> window, water<br><b>Xx:</b> ox, box        | Finger Soccer Player |
| <ul style="list-style-type: none"> <li><b>Simple present <i>see</i> with yes/no questions</b><br/>Do you see two lions? Yes, I do. / No, I don't.</li> <li><b>Simple present <i>see</i> with information questions</b><br/>What do you see? I see a goat.</li> </ul>                                                 | <b>Science:</b><br>What Animals Eat            | <b>Yy-Zz</b><br><b>Yy:</b> yak, yellow<br><b>Zz:</b> zebra, zoo                               | The Zoo              |
| <ul style="list-style-type: none"> <li><b>Simple present <i>be</i> with information questions about time</b><br/>What time is it? It's two o'clock.</li> <li><b>Simple present <i>be</i> with information questions about days</b><br/>What day is it? It's Monday.</li> </ul>                                       | <b>Social Studies:</b><br>What Time Is It?     | Phonics Review                                                                                | Cat Clock            |



WELCOME

# Hello!

AUDIO



- Meet the friends
- Numbers, alphabets, and greetings



A



Listen and trace.

1



Ben

2



Emma

3



Jenny

4



Nick

5



Snowball

6



Peanut

B



Look and listen.



**C**   Chant. Turn to page 140.

**D** Add cut-outs from page 153. Then, count and match.



one

•

•



two

•

•



three

•

•



four

•

•



five

•

•



•

•

six

•



•

•

seven



•

•

eight



•

•

nine



•

•

ten

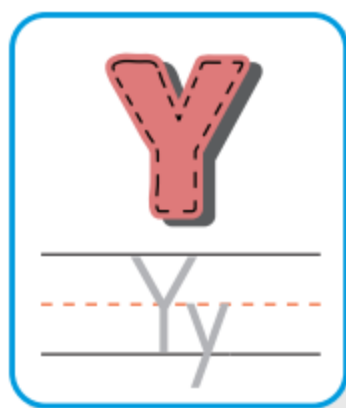
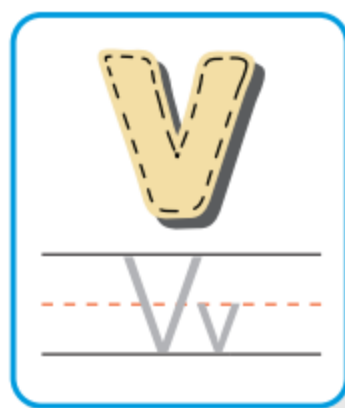

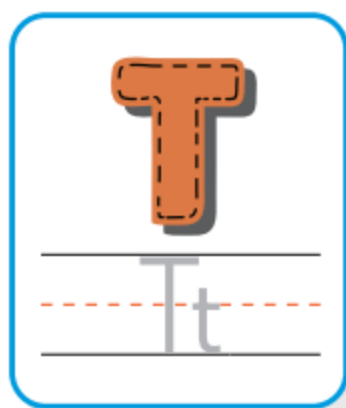

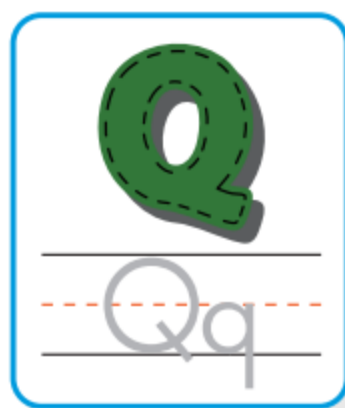
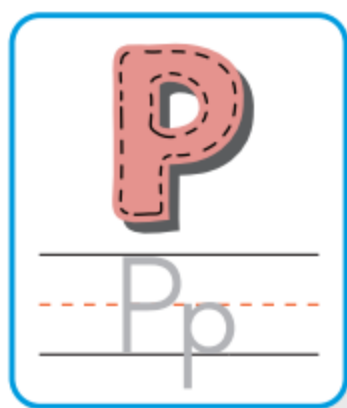
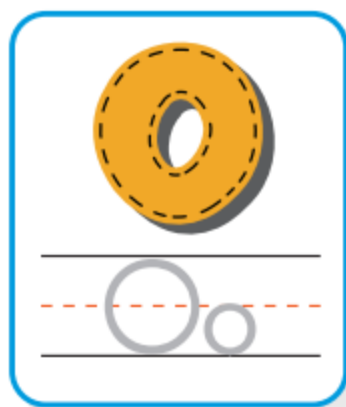
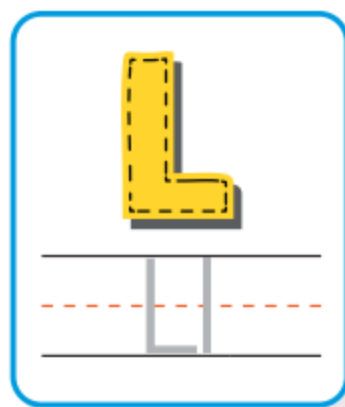


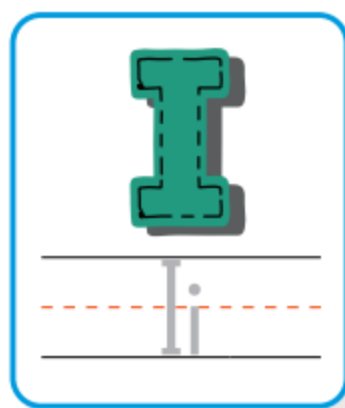
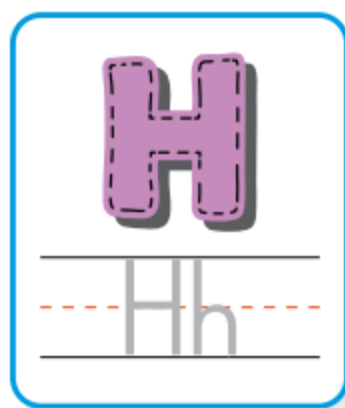
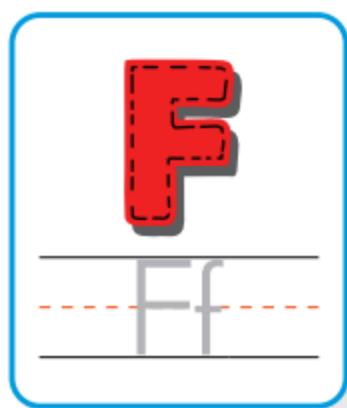


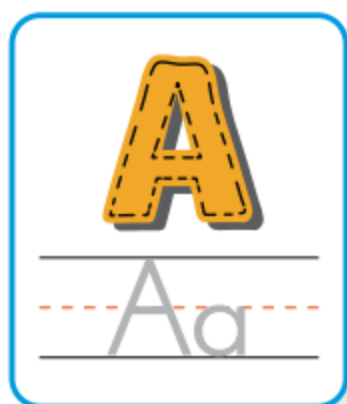


**EXTRA!**

How old are you? Write the number and draw a picture of yourself.



**Sing a song. Turn to page 140. Then, trace.**



1

Good morning.



3

Good evening.



2

Good afternoon.





## School

AUDIO



VIDEO



- Things for school
- Asking and answering about what something is

**Q** What are the things for school?

**A**

Listen, point, and say.

1



school

2



backpack

3



pencil

4



pen

5



eraser

6



book

**B**Look and listen.  
Then, watch.**C**

Add cut-outs from page 153.



cut-out

cut-out

cut-out





**D** Sing a song. Turn to page 141.



**E** Look at the picture and say.

This is my school.

This is my eraser.



**EXTRA!**

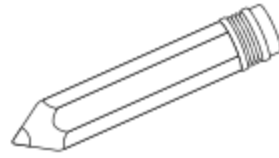
Find your school things.



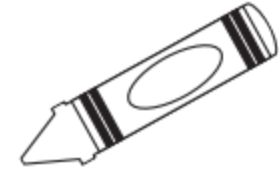


Listen and sing. Then, circle and color.

1. pencil



2. crayon



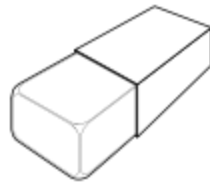
3. backpack



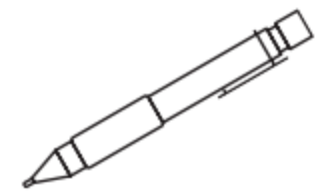
4. ruler



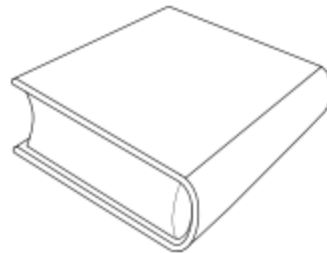
5. eraser



6. pen



7. book




8. school




Read and circle.

## Reading

### At School

I am at school. This is my <sup>1</sup>  pencil / book.

This is my <sup>2</sup>  pen / backpack. This is my

<sup>3</sup>  school / eraser. Let's learn!



**A** Draw the school things. Then, color the picture.



**B** Point, ask, and answer. Then, match.



What is this?




What is that?



This is my book.



That is my eraser.







**A**



Listen, repeat, and number. Then, watch.



**B**

Role-play the story.

**C**



Listen and match.





## A Listen and say.



classroom



desk




chair



crayon



paper



ruler

## B Listen and match.



What is this?



What is that?



This is **my/your** desk.

That is **my/your** paper.

