


# HANG OUT!

## PLUS

### STUDENT BOOK

# 1





# HANG OUT! PLUS





# Table of Contents

	<b>Scope and Sequence</b>	4
<b>WELCOME</b>	<b>Meet the Kemps!</b>	6
<b>UNIT 1</b>	<b>School Things</b>	10
<b>UNIT 2</b>	<b>My Toys</b>	22
	<b>Review Units 1-2</b>	34
<b>UNIT 3</b>	<b>My Classroom</b>	36
<b>UNIT 4</b>	<b>Family and Friends</b>	48
	<b>Review Units 3-4</b>	60
<b>UNIT 5</b>	<b>Actions</b>	62
<b>UNIT 6</b>	<b>Feelings</b>	74
	<b>Review Units 5-6</b>	86
<b>UNIT 7</b>	<b>Daily Activities</b>	88
<b>UNIT 8</b>	<b>My Face and Body</b>	100
	<b>Review Units 7-8</b>	112
<b>UNIT 9</b>	<b>People's Jobs</b>	114
<b>UNIT 10</b>	<b>I Can Do It!</b>	126
	<b>Review Units 9-10</b>	138
	<b>Songs and Chants</b>	140
	<b>Cut-outs</b>	153



# Scope and Sequence

Unit	Title	Learning Points	Vocabulary
1	School Things	<ul style="list-style-type: none"> <li>Things for school</li> <li>Saying what you have and what you don't have</li> </ul>	<b>School things:</b> backpack, crayon, eraser, glue stick, lunchbox, marker, notebook, paintbrush, pen, pencil, pencil case, pencil sharpener, ruler, stapler, tape, textbook
2	My Toys	<ul style="list-style-type: none"> <li>Toys and playthings</li> <li>Saying who something belongs to</li> </ul>	<b>Toys and playthings:</b> airplane, baseball glove, bike, blocks, board game, cards, doll, elephant, hula hoop, jump rope, kite, puzzle, rollerblades, skateboard, soccer ball, video game
3	My Classroom	<ul style="list-style-type: none"> <li>Things in a classroom</li> <li>Saying what color something is</li> </ul>	<b>Classroom objects:</b> bookcase, calendar, chair, clock, computer, cupboard, desk, drawer, drawing, easel, map, mat, poster, shelf, wastebasket, whiteboard
4	Family and Friends	<ul style="list-style-type: none"> <li>Members of a family</li> <li>Talking about someone's age</li> </ul>	<b>Family members and relationships:</b> aunt, brother, children, cousin, family, father ( <i>dad</i> ), friend, grandfather ( <i>grandpa</i> ), grandmother ( <i>grandma</i> ), grandparents, mother ( <i>mom</i> ), neighbor, parents, sister, teacher, uncle
5	Actions	<ul style="list-style-type: none"> <li>Describing common actions happening at the moment</li> <li>Names of animals</li> </ul>	<b>Actions:</b> drink, eat, fly, jump, run, sleep, swim, walk <b>Animals:</b> bird, cow, fish, horse, mouse, rabbit, sheep, snake
6	Feelings	<ul style="list-style-type: none"> <li>Describing feelings</li> </ul>	<b>Feelings and sensations:</b> angry, bored, cold, excited, happy, hot, hungry, relaxed, sad, scared, sick, surprised, thirsty, tired, upset, worried
7	Daily Activities	<ul style="list-style-type: none"> <li>Talking about what someone is doing at the moment</li> <li>Telling where people are in a house</li> </ul>	<b>Activities:</b> eat, exercise, listen to music, play soccer, read, study, use the computer, watch TV <b>Locations around the house:</b> backyard, bathroom, bedroom, dining room, garage, hall, kitchen, living room
8	My Face and Body	<ul style="list-style-type: none"> <li>Describing how someone or something looks</li> </ul>	<b>Face and body:</b> arm, ear, eye, face, foot, hair, hand, head, leg, mouth, nose, tooth <b>Hair:</b> curly hair, long hair, short hair, straight hair
9	People's Jobs	<ul style="list-style-type: none"> <li>Saying what people do and where they work</li> </ul>	<b>Jobs:</b> actor, businessman, cook, doctor, farmer, florist, pilot, police officer <b>Workplaces:</b> airport, farm, flower shop, hospital, office, police station, restaurant, theater
10	I Can Do It!	<ul style="list-style-type: none"> <li>Everyday activities</li> <li>Talking about your abilities</li> </ul>	<b>Abilities:</b> bake a cake, cook, draw pictures, drive a car, fix, fly a kite, juggle, jump, play the guitar, ride a bike, sew, sing, skate, ski, speak English, surf

## WELCOME

**Characters:** Steven, Clare, Alex, Brian, Emma

**Colors:** pink, green, blue, yellow, black, orange, red, purple

**Numbers:** 1 to 20

**Shapes:** square, circle, triangle, diamond, rectangle



Structures	CLIL	Phonics	Project
<ul style="list-style-type: none"> <li>• <b>Simple present <i>have</i> with information questions</b> What do you have in your backpack? I have one pen / five pens.</li> <li>• <b>Simple present <i>have</i> with yes/no questions</b> Do you have a stapler? Yes, I do. / No, I don't. I don't have a stapler.</li> </ul>	<b>Social Studies:</b> Forest School	<b>Long u:</b> blue, boots, cute, glue stick, ruler, school, Tuesday	Item Cards
<ul style="list-style-type: none"> <li>• <b>Simple present <i>be</i> with subject complements</b> What is it? It is a doll.</li> <li>• <b>Possessive adjectives (<i>my, your</i>)</b> They are my blocks. / They are your cards.</li> </ul>	<b>Social Studies:</b> My Toys	<b>Long o:</b> boat, coat, cold, jump rope, nose, pony, video game	Kite
<ul style="list-style-type: none"> <li>• <b>Demonstrative pronouns (<i>this, these, that, those</i>)</b> This is a chair. / Those are chairs.</li> <li>• <b>Simple present <i>be</i> with subject complements</b> What color is the clock? The clock is red.</li> </ul>	<b>Art:</b> My Art Class	<b>Long e:</b> bee, easel, eraser, leaf <b>Short e:</b> desk, pen, pencil	Pinwheel
<ul style="list-style-type: none"> <li>• <b>Simple present <i>be</i> with yes/no questions</b> Is she your sister? Yes, she is. / No, she isn't. She is not my sister.</li> <li>• <b>Pronouns (<i>he, she, they</i>)</b> How old is your sister? She is 6 years old.</li> </ul>	<b>Social Studies:</b> Different Kinds of Families	<b>Soft c:</b> bicycle, celery, cell phone, city <b>Hard c:</b> Canada, car, color, computer, cupboard	Family Tree
<ul style="list-style-type: none"> <li>• <b>Present progressive with information questions</b> What is he doing? He is flying.</li> <li>• <b>Present progressive with yes/no questions</b> Are the birds flying? Yes, they are. / No, they aren't.</li> </ul>	<b>Health:</b> Active Kids	<b>Long a:</b> bay, day, rain, skates, snake, table, train	Animal Spinners
<ul style="list-style-type: none"> <li>• <b>Simple present <i>be</i> with adjective complements</b> How are you? I'm happy.</li> <li>• <b>Simple present <i>be</i> with yes/no questions</b> Are you excited? Yes, I am. / No, I'm not.</li> </ul>	<b>Social Studies:</b> How Do You Feel?	<b>y (long e):</b> angry, baby, happy, hungry, silly, thirsty <b>y (long i):</b> cry, dry, fly, fry, sky, why	My Happy Heart
<ul style="list-style-type: none"> <li>• <b>Present progressive</b> What is Emma doing? She is eating lunch.</li> <li>• <b>Simple present <i>be</i> with prepositions of location (<i>in</i>)</b> Where is Liz? She's in the living room.</li> </ul>	<b>Science:</b> Robots and Computers	<b>Long i:</b> bike, dining room, exercise, kite, light, pie	My House
<ul style="list-style-type: none"> <li>• <b>Simple present <i>have</i> with information questions</b> What does he look like? He has green eyes.</li> <li>• <b>Simple present <i>have</i> with yes/no questions</b> Does she have long hair? Yes, she does. / No, she doesn't.</li> </ul>	<b>Science:</b> The Animal Kingdom	<b>Soft g:</b> Egypt, gel, gem, giraffe, gym <b>Hard g:</b> gas, gate, gold, golf, gum	Paper Plate Face
<ul style="list-style-type: none"> <li>• <b>Simple present <i>be</i> with subject questions</b> What do they do? They're cooks.</li> <li>• <b>Simple present with prepositions of place (<i>at, in, on</i>)</b> She works at a flower shop.</li> </ul>	<b>Social Studies:</b> Where Do Vegetables Come From?	<b>s-blends:</b> sk: ski, sky; sp: speak, spoons; st: stairs, stapler; sl: sleep, slide	Job Paper Doll Chain
<ul style="list-style-type: none"> <li>• <b>Can and can't for ability with information questions</b> What can you do? I can cook. I can't skate.</li> <li>• <b>Can and can't with yes/no questions</b> Can he sew? Yes, he can. / No, he can't.</li> </ul>	<b>Science:</b> Amazing Lions	<b>s-blends:</b> sm: small, smell, smile; sn: snack, snake, snow; sw: swan, swim	Animal Mask



WELCOME

# Meet the Kemps!

AUDIO



- Meet the family
- Colors, numbers, and shapes



A



Listen and trace.



Steven



Clare



Alex



Brian



Emma



**B**



**Listen and repeat.**



**C**



**Listen, point, and say.**

**D**



**Listen, say, and color.**



one



two



three



four



five



six



seven



eight



nine



10

fifteen

eighteen

ten

20

16

eleven

14

sixteen

13

15

19

18

nineteen

twenty

fourteen

twelve

17

seventeen

12

thirteen

11



six / seven / eight



nine / ten / eleven








ten / eleven / twelve

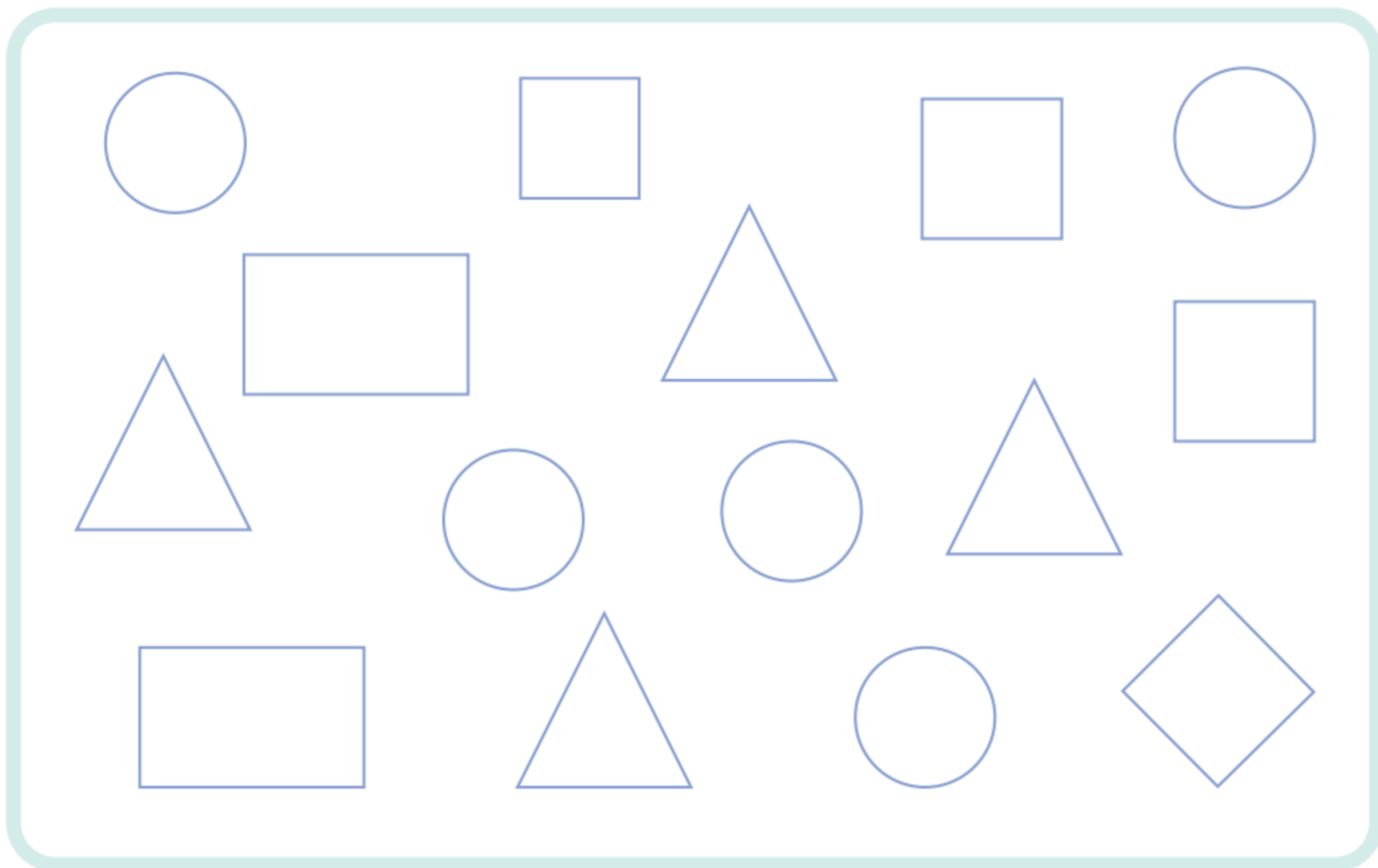
## What about you?

I am \_\_\_\_\_. I am \_\_\_\_\_.

your name your age

**G** Read and color. Then, count and write the number.

1. Color the  red. How many squares? three
2. Color the  blue. How many circles?
3. Color the  yellow. How many triangles?
4. Color the  purple. How many diamonds?
5. Color the  green. How many rectangles?



**EXTRA!**

Draw your family. Write their names and ages.



# School Things

AUDIO



VIDEO



- Things for school
- Saying what you have and what you don't have

**Q** What do you have in your backpack?

**A**

007

Listen and say.

1



backpack

2



pencil

3



pen

4



eraser

5



lunchbox

6



textbook

7



crayon

8



pencil case

**B**

008

Look and listen.  
Then, watch.**C**

009

Listen and point at  
the picture.



**D**



Sing a song. Turn to page 140.

**E**

Look at the picture and say.

I **have** one **pen**.

I **have** five **pens**.



**EXTRA!**

Look in your backpack. What do you have? Draw a picture.





Listen and sing. Then, write the number and say.

1. I have \_\_\_\_\_



2. I have \_\_\_\_\_



3. I have \_\_\_\_\_



4. I have \_\_\_\_\_



5. I have \_\_\_\_\_



a = one



Read and answer.

## Lost Pencil Case

Where is my pencil case? It's blue and yellow. Inside,

I have four ①



. I also have eight ②



. I have

two ③



. I have three ④



Please call Brian, (555) 552-4425.

What does Brian write about his pencil case?

1. I have four \_\_\_\_\_

2. I have eight \_\_\_\_\_

3. I have two \_\_\_\_\_

4. I have three \_\_\_\_\_



**A** Put things in the pencil case. Use the cut-outs on page 153.



**B** What is in your partner's pencil case? Ask and answer. Then, write and say.



What do you have in your pencil case?

I have one pencil.

I have two pencils.




---

---

---




---

---

---




---

---

---




---

---

---





**A**



Listen and repeat. Then, watch.



**B**

Role-play the story.

**C**

Read the story again. Then, answer.

1. What does the boy want?



a glue stick



a lunchbox

2. What does the teacher want?



a pen



a glue stick