

# Guided Writing *Plus*

Brantley Smith





# Guided Writing *Plus*

Brantley Smith



## Guided Writing Plus 2

Brantley Smith

© 2014 Compass Publishing

All rights reserved. No part of this book may be reproduced, stored in a retrieval system, or transmitted in any form by any means, electronic, mechanical, photocopying, recording, or otherwise, without prior permission in writing from the publisher.

Acquisitions Editor: Adeana Estoll  
Project Coordinator: Julie Kim  
Content Editor: Brian Williams  
Designer: Ji Eun Lee

email: [info@compasspub.com](mailto:info@compasspub.com)  
<http://www.compasspub.com>

ISBN: 978-1-61352-465-7

15 14 13 12 11 10 9 8 7  
22 21 20 19

Photo Credits:

All photos and images © Shutterstock, Inc.

Printed in Korea

 This is made with nontoxic materials.



# Table of Contents



How to Use This Book	4
UNIT 1 Mammals <b>Science Report</b>	6
UNIT 2 My Best Friend <b>Biography</b>	14
UNIT 3 Family Trip <b>Journal Entry</b>	22
UNIT 4 My Fairy Tale <b>Creative Story</b>	30
UNIT 5 Ecosystems <b>Science Report</b>	38
UNIT 6 Famous Writers <b>Biography</b>	46
UNIT 7 Let's Eat! <b>Instructions</b>	54
UNIT 8 Bedtime Stories <b>Creative Story</b>	62
UNIT 9 Helping the Environment <b>Science Report</b>	70
UNIT 10 My Day Out <b>Journal Entry</b>	78
UNIT 11 Famous Landmarks <b>School Report</b>	86
UNIT 12 An Adventure <b>Creative Story</b>	94



# How to Use This Book

This book is designed to support the guided writing approach to teaching writing in the classroom. Each unit in *Guided Writing Plus 2* is divided into nine activity sets. These activity sets work together to build skills that enable students to produce creative, well-written, and well-organized passages.

## Pattern

Here, students warm up by arranging words and phrases in the graphic organizer. This activity is designed to help student organize information and brainstorm vocabulary related to the unit's focus.

## Discussion

This is an exercise used to build up basic communicative language skills on the unit's topic. Students ask and answer questions based on the unit's theme.

Here students can arrange the details of the discussion with their partners. This allows them to visualize their ideas.

## Writing Focus

Each unit focuses on a specific writing skill to strengthen students' writing proficiency and build their English language skills.

**Unit 1 Mammals**

**Writing Focus**  
Informative writing explains a topic. Describe the most important parts of a topic with supporting details. This helps the reader better understand the topic.

**Pattern**  
Choose words or phrases from the box to complete the organizer.

desert pointy ears long tail woods hunt animals wolves howl

**Discussion**  
Ask and answer the questions with your partner.

- Where do \_\_\_\_\_ live? (Choose an interesting mammal.)  
☐ underground ☐ in trees ☐ in icy places  
☐ in rainforests ☐ in caves
- What do they look like?  
☐ have horns ☐ have a long tail ☐ are very large  
☐ have fins ☐ have stripes
- How do they act?  
☐ sleep during the day ☐ climb trees ☐ swim  
☐ walk on four legs ☐ fly

Share what your partner said with your class.

Your Partner's Name: \_\_\_\_\_

**Topic**  
\_\_\_\_\_ are interesting mammals.

**Supporting Detail 1 (Where They Live)**  
• They live \_\_\_\_\_

**Supporting Detail 2 (How They Look)**  
• They \_\_\_\_\_

**Supporting Detail 3 (How They Act)**  
• They \_\_\_\_\_

## Word Wall

This exercise introduces additional vocabulary based on the unit's theme. Students group words into the appropriate categories as a way to analyze and gain a better understanding of the vocabulary.

## Model

A passage on the unit's theme is provided in which the unit's writing strategy is utilized. Students should follow the directions to identify characteristics of the writing focus. This exercise not only allows the students to see these techniques used in practice, but also provides a model paragraph for them to follow when writing their own passages.

**Unit 1 Mammals**

**Word Wall**  
Group the words and phrases under the correct topics.

have fur hop swim have horns have long necks eat leaves climb trees are tiny

**How Some Animals Look**

**How Some Animals Act**

**Model**  
Read the model writing. Circle the topic and underline sentences with supporting details.

**Bears**  
Do you have a favorite mammal? I do. My favorite mammal is the bear. Bears are very interesting mammals. They mainly live in the woods and mountains. Some, like the polar bear, live in icy places. Their bodies are large and completely covered in thick fur. They also have sharp claws and fangs. To get food, they usually pick fruit, catch fish, or hunt animals. Bears move around by walking on two or four legs. In winter, they can sleep in caves for many days at a time. This keeps them warm and safe. Bears are amazing!

**Analysis**  
Answer the questions using the model writing.

- Where do bears live?  
 • Bears mainly live in \_\_\_\_\_  
 Some live in \_\_\_\_\_
- What do bears look like?  
 • Their bodies are \_\_\_\_\_  
 They also have \_\_\_\_\_.
- How do bears get food?  
 • To get food, \_\_\_\_\_.
- How long can bears sleep in winter?  
 • They can \_\_\_\_\_.

Complete the organizer using the answers above.

**Topic**  
\_\_\_\_\_ are interesting mammals.

**Supporting Detail 1 (Where They Live)**  
• They live \_\_\_\_\_

**Supporting Detail 2 (How They Look)**  
• They \_\_\_\_\_

**Supporting Detail 3 (How They Act)**  
• They \_\_\_\_\_

walk on two or four legs

## Analysis

This section provides comprehension questions to check students' understanding of the passage. Here, a graphic organizer is used to help the students deconstruct the passage. Answers from the questions above are used to complete the organizer.





## Talk for Ideas

In this section, students are encouraged to be creative and talk about their own experiences and ideas. First, they should read and practice the colloquial dialog. Then they can continue practicing the dialog by replacing the underlined words with their own words. Students can organize the details from the conversations with their partners using the graphic organizer.

## Sentence Build-Up

This exercise helps students learn the target sentence structure of each unit by creating sentences that model that structure. After completion of this exercise, the sentences can be used as models for the Writing Draft exercise at the end of each unit.

### Talk for Ideas

Role-play with your partner. Change the underlined words to talk about a mammal you like.

**Jerry:** What mammal are you interested in?  
**Garcia:** I am interested in bats.  
**Jerry:** Where do they live?  
**Garcia:** They live in caves and other dark places.  
**Jerry:** What do bats look like?  
**Garcia:** They are small and fuzzy. They also have wings.  
**Jerry:** What do they eat and how do they move?  
**Garcia:** They eat fruit and insects, and they fly.  
**Jerry:** What else is interesting about bats?  
**Garcia:** Well, they can see by screaming.

Make notes about what your partner said in the role-play above.

### Sentence Build-Up

Use can before a verb to show that something is possible.  
**Ex:** They can sleep in caves for many days at a time.

Unscramble the sentences.

- with their feet / grab things / can / gorillas  
\_\_\_\_\_
- talk to / can / dolphins / each other  
\_\_\_\_\_
- kangaroos / in their pouches / carry babies / can  
\_\_\_\_\_

Offer two options by using or between them.  
**Ex:** Bears move around by walking on two or four legs.

Connect the two options using or. Write the complete sentences.

- I feed my rabbit carrots \_\_\_\_\_ run away
- A scared cat will scratch \_\_\_\_\_ lettuce
- Most elephants live in Africa \_\_\_\_\_ Asia

\_\_\_\_\_ or \_\_\_\_\_

\_\_\_\_\_ or \_\_\_\_\_

\_\_\_\_\_ or \_\_\_\_\_

Practice Book page 5  
Sentence Build-Up

## Outline

This section allows students to think through the topic and organize their thoughts by answering guided questions. Their answers can then be used in the Writing Draft exercise on the next page.

## Writing Draft

Students are now prepared to write their own paragraphs based on the unit's theme. They will follow the prompts to write about their own experiences and/or opinions, using a variety of writing styles. A self-check section is provided to encourage students to use the unit's tips in their own writing.

### Outline

Think about an interesting mammal. Use the organizer and your own ideas to make an outline.

**Topic:** \_\_\_\_\_

**Supporting Detail 1 (Where They Live):** \_\_\_\_\_

**Supporting Detail 2 (How They Look):** \_\_\_\_\_

**Supporting Detail 3 (How They Act):** \_\_\_\_\_

**Supporting Detail 4 (How They Move):** \_\_\_\_\_

### Writing Draft

Draft a science report describing an interesting mammal.

**Title:** \_\_\_\_\_

**Topic:** \_\_\_\_\_

Do you have \_\_\_\_\_? I do, my favorite \_\_\_\_\_ are very interesting mammals.

**Supporting Detail 1:** \_\_\_\_\_

Some live in \_\_\_\_\_, mainly live in \_\_\_\_\_.

**Supporting Detail 2:** \_\_\_\_\_

Their bodies \_\_\_\_\_

They also have \_\_\_\_\_

**Supporting Detail 3:** \_\_\_\_\_

To get food, they \_\_\_\_\_

\_\_\_\_\_ move around by \_\_\_\_\_ they can \_\_\_\_\_

\_\_\_\_\_ This \_\_\_\_\_ are \_\_\_\_\_

**Science Report** ☐ Grammar ☐ Writing Focus ☐ Spelling & Punctuation

Practice Book page 7  
Final Writing



# UNIT 1

# Mammals

## Science Report

pointy ears

### Writing Focus

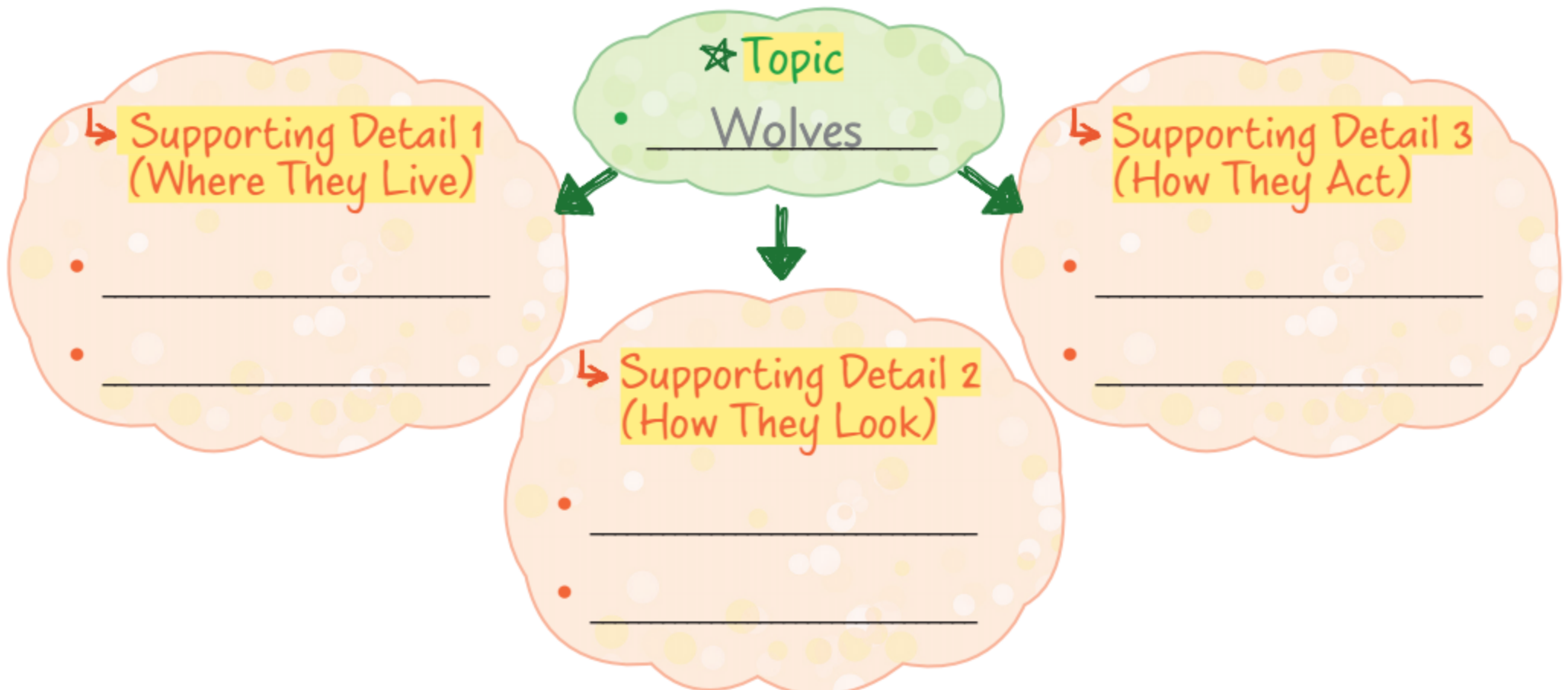
Informative writing explains a **topic** to the reader. Describe the most important parts of a topic with **supporting details**. This helps the reader better understand the topic.



### Pattern

Choose words or phrases from the box to complete the organizer.

desert      long tail      wolves  
pointy ears      woods      hunt animals      howl





# Discussion

Ask and answer the questions with your partner.

1. Where do \_\_\_\_\_ live? (Choose an interesting mammal.)

☐ underground

☐ in trees

☐ in icy places

☐ in rainforests

☐ in caves

☐ \_\_\_\_\_

2. What do they look like?

☐ have horns

☐ have a long tail

☐ are very large

☐ have fins

☐ have stripes

☐ \_\_\_\_\_

3. How do they act?

☐ sleep during the day

☐ climb trees

☐ swim

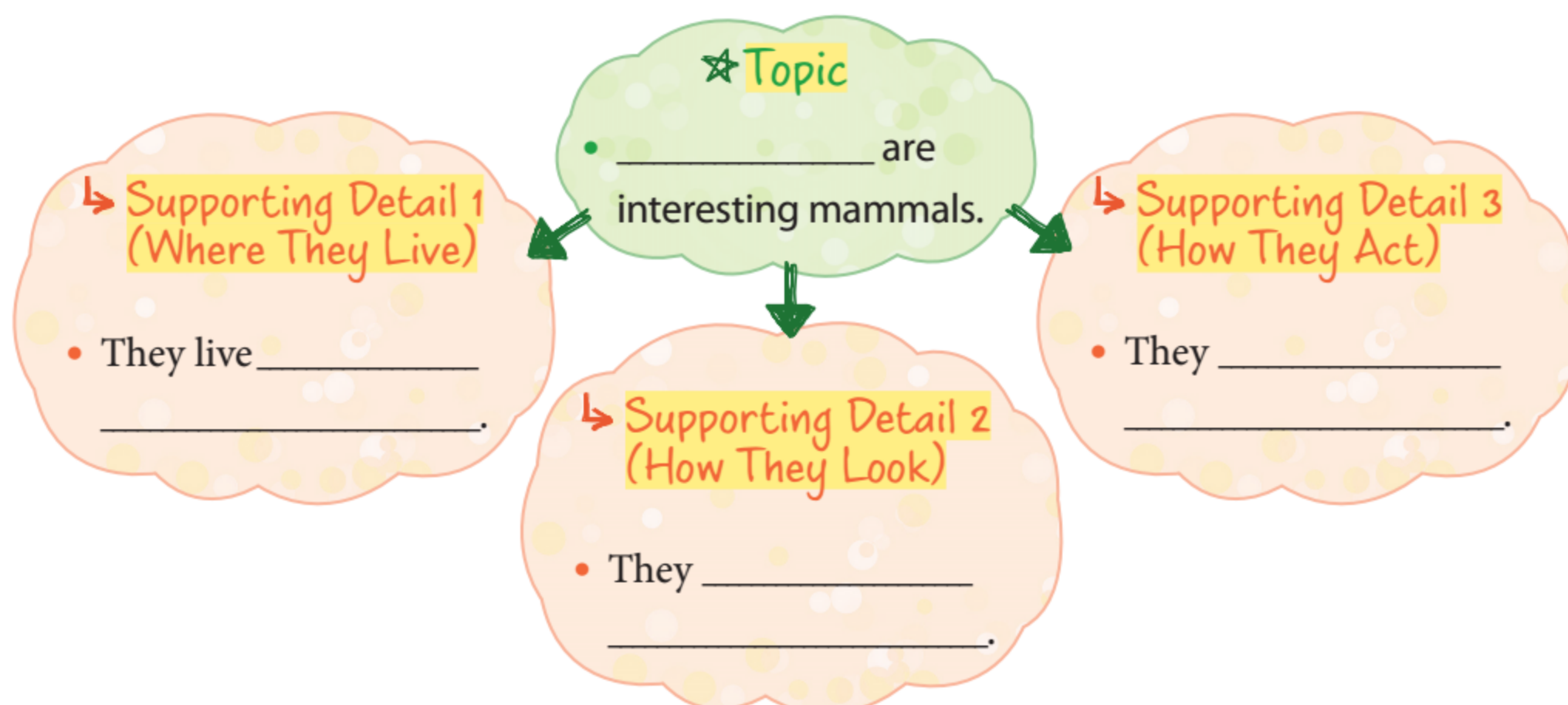
☐ walk on four legs

☐ fly

☐ \_\_\_\_\_

Share what your partner said with your class.

Your Partner's Name: \_\_\_\_\_





# Word Wall

Group the words and phrases under the correct topics.

have fur  
hop

swim  
have horns

have long necks  
eat leaves

climb trees  
are tiny

## How Some Animals Look

- \_\_\_\_\_
- \_\_\_\_\_
- \_\_\_\_\_
- \_\_\_\_\_

## How Some Animals Act


- \_\_\_\_\_
- \_\_\_\_\_
- \_\_\_\_\_
- \_\_\_\_\_

★ Practice Book page 4  
*Word Extension*

# Model

Read the model writing. Circle the topic and underline sentences with supporting details.

## Bears



Do you have a favorite mammal? I do. My favorite mammal is the bear. Bears are very interesting mammals. They mainly live in the woods and mountains. Some, like the polar bear, live in icy places. Their bodies are large and completely covered in thick **fur**. They also have sharp **claws** and **fangs**. To get food, they usually pick fruit, catch fish, or hunt animals. Bears move around by walking on two or four legs. In winter, they can sleep in **caves** for many days at a time. This keeps them warm and safe. Bears are amazing!

Answer the questions using the model writing.

1. Where do bears live?

→ Bears mainly live in \_\_\_\_\_.  
Some live in \_\_\_\_\_.

2. What do bears look like?

→ Their bodies are \_\_\_\_\_.  
They also have \_\_\_\_\_.

3. How do bears get food?

→ To get food, \_\_\_\_\_  
\_\_\_\_\_.

4. How long can bears sleep in winter?

→ They can \_\_\_\_\_.

Complete the organizer using the answers above.

