

Guided Writing

Liana Robinson



Guided Writing

Liana Robinson



Guided Writing 1

Liana Robinson

© 2013 Compass Publishing

All rights reserved. No part of this book may be reproduced, stored in a retrieval system, or transmitted in any form by any means, electronic, mechanical, photocopying, recording, or otherwise, without prior permission in writing from the publisher.

Acquisitions Editor: Adeana Estoll
Project Coordinator: Shengyi Lee
Content Editor: Kate Kim
Designer: Seraena Lee

email: info@compasspub.com
<http://www.compasspub.com>

ISBN: 978-1-61352-467-1

13 12 11 10 9 8 7 6 5 4 3
17 16 15 14

Illustrators:

Cover. Seraena Lee
pp. 8, 16, 24, 32, 40, 48, 64, 72, 80, 88, 96 Jennifer Zivoin;
11, 43, 75 Anna Jones; 19, 51, 83 Marina Le Ray;
27, 59, 91 Alice Sinkner; 35, 67, 99 Elina Ellis

Photo Credits

All other photos and images © Shutterstock, Inc.

Printed in Korea

 This is made with nontoxic materials.

Table of Contents



Unit 1	Family	6
Unit 2	The Body	14
Unit 3	Colors	22
Unit 4	Clothes	30
Unit 5	Home	38
Unit 6	The Classroom	46
Unit 7	Fruits	54
Unit 8	Animals	62
Unit 9	Days of the Week	70
Unit 10	Activities	78
Unit 11	Places	86
Unit 12	Sports	94

How to Use This Book

Each unit in *Guided Writing 1* is divided into four activity sets. These activity sets work together to build skills to enable students to write independently. In the first activity set, *Warm-Up*, students learn new vocabulary and get acquainted with the unit's theme. In the second activity set, *Modeled Writing*, students use models to learn sentence structure and organizational skills. The third activity set is *Gathering Ideas*, and is designed to help students answer questions to prepare them to write their own paragraphs. The last activity set is *Guided Writing*, in which students use a model to create their own paragraphs. The *Guided Writing* series is organized to encourage creativity while providing the necessary structure to build the skills required for independent writing.


Warm-Up

- A** This section introduces key vocabulary for each unit. Students match the words to the photographs.
- B** Students choose the correct vocabulary word for each sentence. This provides context for the new words.
- C** This section introduces additional vocabulary. Students fill in the blanks with new vocabulary words and practice using the vocabulary introduced in the previous sections.

Unit 1 Family

Warm-Up • Modeled Writing • Gathering Ideas • Guided Writing

A Look at the picture. Write the correct words.



1. me
2. _____
3. _____
4. _____
5. My _____

father mother brother sister me family

B Look at the picture again. Circle the correct words.

- My sister (is / are) a baby.
- My father (am / is) a man.
- My brother (is / are) a boy.
- We (is / are) a happy family.
- My brother and I (are / is) children.
- There (is / are) five people in my family.

Family 1

C Look at the pictures. Circle and choose the correct words.

teacher family doctor baby house student

- My father (is / are) a doctor.
- My brother (am / is) a _____.
- I (am / is) a _____.
- My mother (am / is) a _____.
- This (are / is) our big _____.
- There (are / am) four people in our _____.

Go to Practice Book Word Wall

Modeled Writing

- A** A short story is provided with a full-color illustration to further aid students' comprehension. Students read the story and answer five comprehension questions. These questions help students write sentences based on the unit's theme and target words. The answers have prompts to guide students as they write well-structured sentences.
- B** Students describe four full-color photographs by filling in the blanks to complete simple sentences. These sentences prepare students to write simple sentences independently.

Warm-Up • Modeled Writing • Gathering Ideas • Guided Writing

A Read the story. Answer the questions.


There are four people in my family. My father is a doctor. He is 45 years old. My mother is a teacher. She is 42 years old. I have one sister, too. She is a student. She is 9 years old. We have a happy family.





- How many people are there in his family?
There are four people in his family.
- What does his father do?
He is a
- What does his mother do?
She is a
- How old is his mother?
She is years old.
- How old is his sister?
She is


Family 1

B Look at the pictures. Choose the correct words.

- 

mother, is / father, am
My mother is a chef.
She is 36 years old.
- 

father, is / mother, are
My _____ is 35 years old.
He _____ a police officer.
- 

sisters, are / brothers, am
My _____ are 7 years old.
They _____ students.
- 

mother, are / brother, is
My _____ is 1 month old.
He _____ a baby.

Go to Practice Book Sentence Build-Up

Gathering Ideas

A Students are provided four full-color photographs and then asked a question about each. The answers are used as model sentences for the following section. The answers have prompts to guide students as they write well-structured sentences.

B Students are encouraged to write and talk about their own experiences. They should ask and answer the questions with partners. The written answers should be modeled after the sentences in the previous section. Students' ideas will be used when they write their own paragraphs. Hints are given to encourage students to be creative and use new vocabulary.

Warm-Up • Modeled Writing • Gathering Ideas • Guided Writing

A Look at the pictures. Answer the questions.

1. What does Sam's father do?
He is a police officer.

2. What does Judy's mother do?
She is a chef.

3. Does she have a brother?
Yes.

4. How many people are there in this family?
There are five people.

B Ask and answer questions about your family.

1. What does your father do?
He is _____.

2. What does your mother do?
She is _____.

3. Do you have any brothers or sisters?
Yes/No, _____.

4. How many people are there in your family?
There are _____.

Go to Practice Book Practice Writing

Guided Writing

A The *Toolbox* gives tips related to grammar and writing conventions that students will use in their writings. These tips are practiced using a proofreading exercise. This exercise not only helps students learn these skills, but also provides a model paragraph for them to follow when writing their own paragraphs.

Warm-Up • Modeled Writing • Gathering Ideas • Guided Writing

Toolbox

- Sentences start with a big letter.
my father is 40 years old. → My father is 40 years old.
- The be verb takes different forms depending on the subject.
I → am You/We/They → are He/She/It → is

A Correct the five mistakes in the passage.

Intro My family is big.

Family members There am seven people in my family.

Parents My father is 45 years old. He is a pilot.
My mother am 42 years old. She are a writer.

Brothers and sisters I have three brothers and one sister.

Conclusion We have a happy family.

B Write about your family.

Intro My family _____
• Is your family big or small?

Family members There are _____
• How many people are there in your family?

Parents My father _____
He is _____
My mother _____
She is _____
• How old is your father?
• What does he do?
• How old is your mother?
• What does she do?

Brothers and sisters I have / don't have _____
• Do you have any brothers or sisters?

Conclusion We have _____
• Do you have a happy family?

C Check your writing.

Did you start each sentence with a big letter? ☒

Did you use the correct be verb? ☒

Go to Practice Book Final Writing

B Students are now prepared to write their own paragraphs based on the unit's theme. Questions are provided to guide students through the exercise.

C A self-check section is provided to encourage students to use the unit's tips in their own writing.

Family

Warm-Up → Modeled Writing → Gathering Ideas → Guided Writing

A Look at the picture. Write the correct words.

1 me

2

3

4

5

6 My

father mother brother sister ~~me~~ family

B Look at the picture again. Circle the correct words.

1. My sister (is / am) a baby.
2. My father (am / is) a man.
3. My brother (is / are) a boy.
4. We (is / are) a happy family.
5. My brother and I (are / is) children.
6. There (is / are) five people in my family.

C Look at the pictures. Circle and choose the correct words.

teacher family ~~doctor~~ baby house student

1. My father (is / are) a doctor.



2. My brother (am / is) a _____.



3. I (am / is) a _____.



4. My mother (am / is) a _____.



5. This (are / is) our big _____.



6. There (are / am) four people in our _____.



A Read the story. Answer the questions.

There are four people in my family. My father is a doctor. He is 45 years old. My mother is a teacher. She is 42 years old. I have one sister, too. She is a student. She is 9 years old. We have a happy family.



1. How many people are there in his family?

There are four people in his family.

2. What does his father do?

He is a

3. What does his mother do?

She is a

4. How old is his mother?

She is 42 years old.

5. How old is his sister?

She is 9

B Look at the pictures. Choose the correct words.

1.



~~mother, is~~ / father, am

My mother is a chef.

She is 36 years old.

2.



father, is / mother, are

My _____ is 35 years old.

He _____ a police officer.

3.



sisters, are / brothers, am

My _____ are 7 years old.

They _____ students.

4.



mother, are / brother, is

My _____ is 1 month old.

He _____ a baby.