

# Grammar Planet 1



FPP  
Free P2P

with  
CD-ROM

David Charlton

# Grammar Planet

1



# CONTENTS



## The Spiral Curriculum of the *Grammar Planet Series*

<b>How to Use This Book</b>	4
<b>Scope and Sequence</b>	6
<b>The Characters and Countries in This Book</b>	8
<b>★ Part 1 Nouns</b>	
Unit 1 A girl / An apple	9
Unit 2 A dish / Two dishes	13
<b>★ Part 2 Pronouns + The Verb Be</b>	
Unit 3 He is a student.	17
Unit 4 It is not small.	21
Unit 5 Are you cold?	25
<b>★ Part 3 Possessives, Demonstratives, and Information Questions</b>	
Unit 6 It is her dress.	29
Unit 7 This is old.	33
Unit 8 Are these dolls?	37
Unit 9 What are they?	41
<b>★ Part 4 Simple Present</b>	
Unit 10 She has a cookie.	45
Unit 11 I don't have a bag.	49
Unit 12 Do you have an egg?	53
<b>★ Part 5 Modal Verbs and Prepositions of Place</b>	
Unit 13 I can swim.	57
Unit 14 She is in the box.	61
<b>★ Part 6 Information Questions and Suggestions</b>	
Unit 15 What color is it?	65
Unit 16 Let's ski!	69
 <b>Grammar Charts</b>	 75
<b>Midterm Test</b>	79
<b>Final Test</b>	83

## ★ The Spiral Curriculum of the *Grammar Planet Series*

Grammar Planet 1		Grammar Planet 2		Grammar Planet 3	
Grammar Points new to students in Book 1		Grammar Points new to students in Book 2		Grammar Points new to students in Book 3	
		Spiraling back to Book 1		Spiraling back to Book 1	
				Spiraling back to Book 2	
Nouns		Articles and Nouns		Pronouns	
U1	Articles <i>a/an</i> and Nouns	U1	Articles <i>a/an/the</i> and Nouns	U1	Subject, Possessive, and Demonstrative Pronouns
U2	Singular and Regular Plural Nouns	U2	Singular and Plural Nouns (Regular / <i>Irregular</i> )	Simple Present and Present Continuous	
Pronouns + The Verb <i>Be</i>		U3	Count and Noncount Nouns	U2	Simple Present
U3	Pronouns + <i>Be</i>	The Verb <i>Be</i>		U3	Simple Present: The Verb <i>Be</i>
U4	Pronouns + <i>Be</i> + <i>Not</i>	U4	<i>There</i> + The Verb <i>Be</i>	U4	Present Continuous
U5	<i>Be</i> + Pronouns: Yes / No Questions	U5	The Verb <i>Be</i> : Affirmative and Negative	Future	
Possessives, Demonstratives, and Information Questions		U6	The Verb <i>Be</i> : Yes / No Questions	U5	Future: Affirmative and Negative
U6	Possessives	Simple Present		U6	Future: Yes / No Questions
U7	Demonstratives	U7	Simple Present: Affirmative (Regular / <i>Irregular</i> )	Simple Past	
U8	Demonstratives: Yes / No Questions	U8	Simple Present: Negative	U7	Simple Past: The Verb <i>Be</i>
U9	Information Questions: <i>What</i>	U9	Simple Present: Yes / No Questions	U8	Simple Past: Regular Verbs
Simple Present		Present Continuous		U9	Simple Past: Irregular Verbs
U10	Simple Present: Affirmative	U10	Present Continuous: Affirmative	U10	Simple Past: Yes / No Questions
U11	Simple Present: Negative	U11	Present Continuous: Negative	Adjectives and Adverbs	
U12	Simple Present: Yes / No Questions	U12	Present Continuous: Yes / No Questions	U11	Adjectives
Modal Verbs and Prepositions of Place		Adjectives		U12	Adverbs
U13	Modal Verbs: <i>Can</i>	U13	Adjectives	U13	Comparatives
U14	Prepositions of Place	U14	Comparatives	U14	Superlatives
Information Questions and Suggestions		Imperatives and Information Questions		Information Questions and Modal Verbs	
U15	Information Questions: <i>What / How old</i>	U15	Imperatives	U15	Information Questions: <i>When / What (day / time)</i> and Prepositions of Time
U16	Suggestions: <i>Let's</i>	U16	Information Questions: <i>Who / What / Where / How much</i>	U16	Modal Verbs: <i>Can, May, Should</i>


# How to Use This Book



*Grammar Planet* is a three-level series of grammar books designed to improve lower-elementary school students' accuracy in English. This series helps students build a solid foundation of basic, high-frequency English grammar structures. *Grammar Planet* implements a spiral curriculum to ensure that students review and build on previously learned grammar structures. Each unit consists of four pages, which are structured as follows:

## Page 1

### Presenting the Grammar Point



#### Concise Grammar Charts

Simple and clear grammar charts show the basic pattern of the grammar point being taught.

#### Context with Illustrations

Short conversations use the target grammar structures to draw students' attention to the grammar form. Illustrations give students a visual image of a situation when the target grammar might be used.

## Page 2

### Language Tracking: Practicing with Easy-to-Follow Activities




#### Simple Practice

Simple activities such as circling, matching, and filling in blanks enable students to learn how to accurately use the key grammar point of each unit.

## Page 3

### More Practice with Fun and Relevant Activities

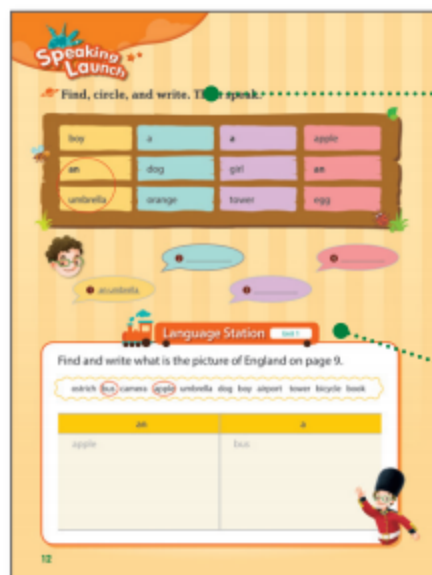


#### More Complex Practice

More complex activities go deeper to add to students' understanding of the grammar introduced in the simple practice activity on the previous page.

## Page 4

### Production and Review



#### Speaking / Writing Launch

A fun, learner-centered activity allows students to practice speaking or writing using the grammar point that they have learned.

#### Language Station

To wrap up the unit, students answer simple questions using the grammar that they have learned in the current unit as well as the previous two.

### Midterm and Final Tests

Midterm and final tests are included at the back of the book to assess learners' progress.

### Workbook and Teachers' Materials

A detachable workbook provides three review pages for each unit. The workbook activities can be completed in class or assigned as homework.

# Scope and Sequence

	Unit Title	Grammar Point	Target Pattern
1	A girl / An apple England	Nouns	a boy / a girl
		Articles: <i>a / an</i>	an egg / an umbrella
2	A dish / Two dishes Poland	Singular and Regular Plural Nouns	boys / books / dolls watches / boxes / buses
		Numbers (one to ten)	
3	He is a student. Italy	Pronouns + <i>Be</i>	I am / He / She / It is a student. We / You / They are students.
4	It is not small. France	Pronouns + <i>Be</i> + <i>Not</i>	I am not a teacher. She / He / It is not big. We / You / They are not old.
5	Are you cold? Finland	<i>Be</i> + Pronouns: Yes / No Questions	Am I late? Yes, you are. Is she / he / it late? No, she / he / it isn't. Are we / you / they late? Yes, we / you / they are.
6	It is her dress. Austria	Possessives	my / your / her / his / its / our / their / Holly and Andy's
7	This is old. Spain	Demonstratives	This / That is (not) a house. These / Those are (not) new.
8	Are these dolls? Russia	Demonstratives: Yes / No Questions	Is this / that a doll? Are these / those dolls?

	Unit Title	Grammar Point	Target Pattern
9	<b>What are they?</b> Denmark	Information Questions: <i>What</i>	What is it? It is a book. What are they? They are dolls.
10	<b>She has a cookie.</b> Germany	Simple Present: Affirmative	I / You / We / They have a cookie. She / He / It has a cookie.
11	<b>I don't have a bag.</b> Romania	Simple Present: Negative	I / We / You / They don't have a bag. She / He / It doesn't have a bag.
12	<b>Do you have an egg?</b> Belgium	Simple Present: Yes / No Questions	Do I / we / you / they have an egg? Yes, you / we / they do. Does she / he / it have an egg?
13	<b>I can swim.</b> Sweden	Modal Verbs: <i>Can</i>	He can / can't cook. Can you cook? Yes, I can. / No, I can't.
14	<b>She is in the box.</b> Greece	Prepositions of Place	She is in / on / under / next to the box.
15	<b>What color is it?</b> Netherlands	Information Questions: <i>What / How old</i>	What is it / this? It is a book. What color is it? It is red. How old are you? I'm ten years old.
16	<b>Let's ski!</b> Switzerland	Suggestions: <i>Let's</i>	Let's (not) ski together.



Countries that we are going to visit:



## Meet the Murphy family!





Unit

1

Nouns

# A girl / An apple



## A Look and learn.

Nouns				
	People	Places	Things	Animals
a	a girl a boy	a park a tower	a camera a hat	a dog a cat
an	an aunt an uncle	an igloo an airport	an egg an umbrella	an ant an ostrich

a + consonant sound

an + vowel sound (a, e, i, o, u)

## B Look and choose.



**C** Look, write, and match.

1.



teacher

people

2.



bird

3.



school

places

4.



boy

5.



tree

animals

6.



house

7.



bag

things

8.



dog

**D** Read and circle.

1. (a) / an car

3. (a / an) egg

5. (a / an) camera

7. (a / an) airport

2. (a / an) apple

4. (a / an) girl

6. (a / an) park

8. (a / an) umbrella

**E** Circle and write.



1. (a / an) apple

an apple



2. (a / an) dog

\_\_\_\_\_



3. (a / an) tower

\_\_\_\_\_



4. (a / an) orange

\_\_\_\_\_



5. (a / an) boy

\_\_\_\_\_



6. (a / an) umbrella

\_\_\_\_\_

**F** Match and write.

a

an

1. orange →

2. girl →


3. umbrella →

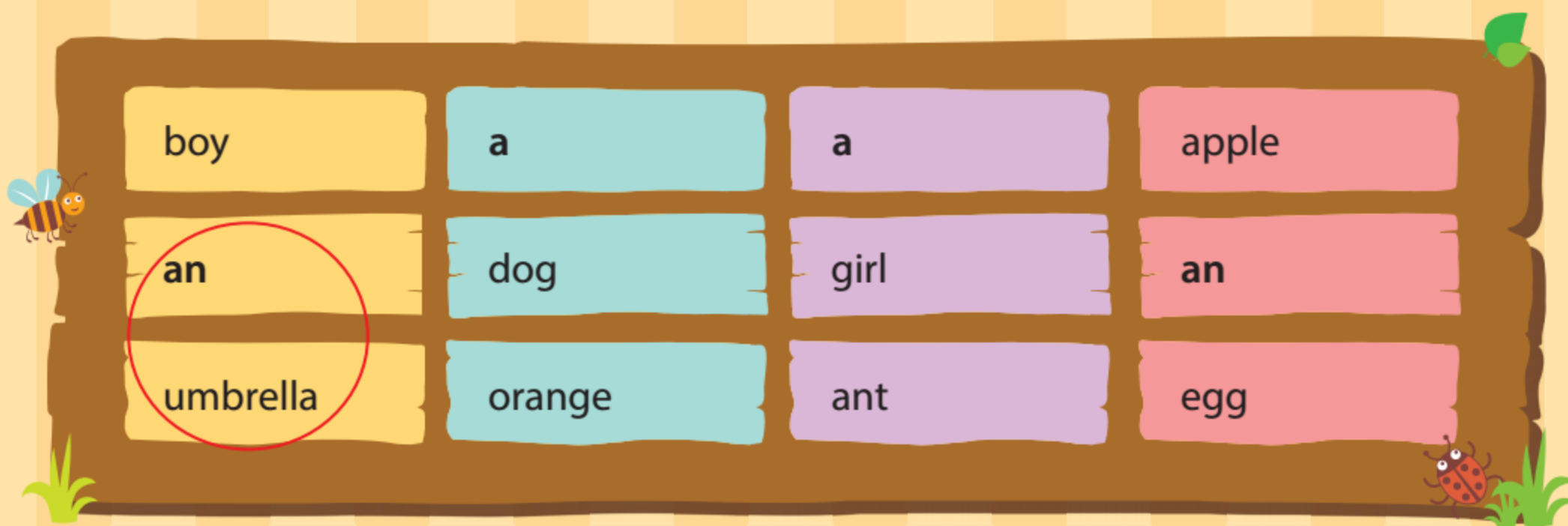
4. boy →

5. apple →

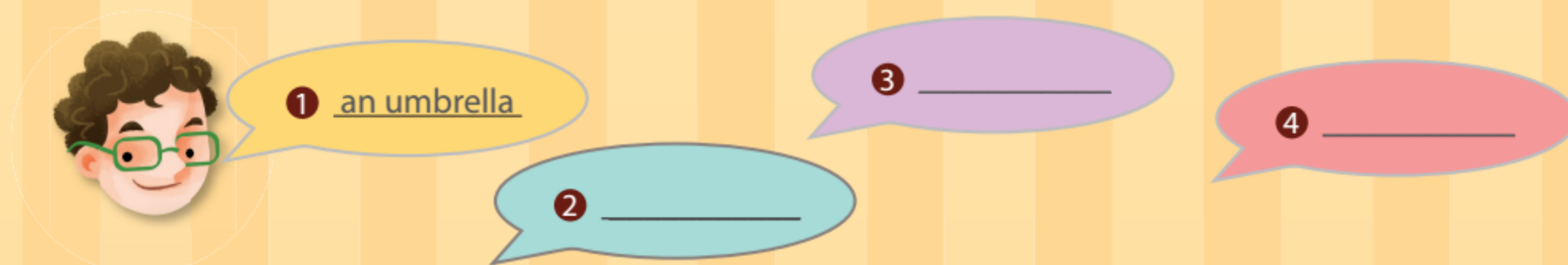
6. dog →

a boy

 Find, circle, and write. Then speak.



boy	a	a	apple
an	dog	girl	an
umbrella	orange	ant	egg



1 an umbrella

2 \_\_\_\_\_

3 \_\_\_\_\_

4 \_\_\_\_\_



## Language Station

Unit 1

Find and write what is in the picture on page 9. Use the words in the box.

an	a
apple	bus

ostrich bus camera apple umbrella dog boy airport tower bicycle book





Unit

2

Singular and Plural Nouns

# A dish / Two dishes



## A Look and learn.

### Singular and Plural Nouns

-s	boy	book	doll	table	→ boys	books	dolls	tables
-es	bus	dish	watch	box	→ buses	dishes	watches	boxes

Most nouns + -s  
Nouns ending in -ch, -s, -sh, -x, -z + -es



## B Look and choose.

