

The background of the entire page is a solid bright yellow. Scattered across the page are several realistic-looking orange pumpkins with green stems. One pumpkin is prominently in the upper left, another in the upper right, a large one on the right side, and several others in the lower half. The pumpkins are lit from the top left, casting soft shadows to the right.

NONFICTION

3

FUTURE  
LITERACY

READING

50



NONFICTION



# FUTURE LITERACY

READING

50



# TABLE OF CONTENTS

Scope and Sequence	4
--------------------	---

How to Use This Book	6
----------------------	---

## SOCIAL STUDIES



### Traditions and Customs


<b>1</b>	Lucky Cake!	12
----------	-------------	----

<b>2</b>	Human Towers	18
----------	--------------	----

<b>3</b>	Burning Golden Paper	24
----------	----------------------	----

<b>4</b>	Fire Art	30
----------	----------	----

## SCIENCE



### The Body

<b>5</b>	How We See	38
----------	------------	----

<b>6</b>	Your Best Bite	44
----------	----------------	----

<b>7</b>	Special Bodies	50
----------	----------------	----

<b>8</b>	What Is Important?	56
----------	--------------------	----



## MATH

### Numbers

- |           |                               |    |
|-----------|-------------------------------|----|
| <b>9</b>  | Why Do We Need Math?          | 64 |
| <b>10</b> | The Number Seven              | 70 |
| <b>11</b> | How Computers Count           | 76 |
| <b>12</b> | Our Numbers vs. Roman Numbers | 82 |

## CAREERS

### Ways to Work



- |           |                     |     |
|-----------|---------------------|-----|
| <b>13</b> | Unusual Jobs        | 90  |
| <b>14</b> | Discovering Careers | 96  |
| <b>15</b> | Yum! Chocolate      | 102 |
| <b>16</b> | Why People Work     | 108 |

### Word List

114



# SCOPE AND SEQUENCE

SUBJECT	UNIT	TITLE	VOCABULARY
SOCIAL STUDIES	1	Lucky Cake!	bake, cake, hide, batter, slice, cheer
	2	Human Towers	build, human, tower, hold, climb, band
	3	Burning Golden Paper	die, silver, gold, symbol, sidewalk, burn
	4	Fire Art	festival, celebrate, moon, can, tie, string
SCIENCE	5	How We See	camera, light, enter, back, turn into, much
	6	Your Best Bite	child, adult, flat, sharp, easy, clean
	7	Special Bodies	body, head, end, spider, octopus, worm
	8	What Is Important?	dark, skin, light, kind, mean, look like
MATH	9	Why Do We Need Math?	math, understand, cook, shop, tell, problem
	10	The Number Seven	popular, closely, everywhere, week, sea, lucky
	11	How Computers Count	zero, count, digital, only, mean, false
	12	Our Numbers vs. Roman Numbers	number, use, past, letter, less, write
CAREERS	13	Unusual Jobs	unusual, airplane, parachute, weather, cloud, aquarium
	14	Discovering Careers	dream, nurse, good at, engineer, dancer, explore
	15	Yum! Chocolate	chocolate, farmer, truck driver, worker, buy, bite
	16	Why People Work	way, goal, creativity, firefighter, chef, company



- V** Vocabulary
- W** Writing
- B** Background Knowledge
- D** Digital Reading

KEY PATTERN	LITERACY UPGRADE
Who <b>has</b> the coin?	<b>V</b> Graphic Organizer, Lucky Symbols
They <b>hold hands</b> .	<b>W</b> Many people make a <u>strong</u> base.
Families in China <b>buy gifts</b> when someone dies.	<b>B</b> Colors of Luck
Children play <i>jwibulnori</i> <b>the night before</b> .	<b>D</b> Video Transcript
<b>Turn on</b> the lights!	<b>V</b> Graphic Organizer, Finding Correct Words
<b>How many</b> teeth do you have?	<b>W</b> <u>Keep</u> them clean! / <u>Brush</u> them three times a day.
Your head is <b>on one end</b> .	<b>B</b> Squids and Kangaroos
<b>It does not matter</b> what people look like.	<b>D</b> Online Advice Column
We use math <b>all the time</b> .	<b>V</b> Graphic Organizer, Unscrambling Letters
What number do most people like <b>the best</b> ?	<b>W</b> Look <u>closely</u> at nature.
We use the numbers <b>zero to nine</b> .	<b>B</b> Ways to Communicate
People in Rome used different numbers <b>in the past</b> .	<b>D</b> Online Chat
Jobs <b>can be</b> exciting!	<b>V</b> Graphic Organizer, Word Search
What do you <b>like to</b> do?	<b>W</b> <u>How</u> do you find your dream job? / <u>What</u> do you like to do?
<b>Do you know how</b> people make it?	<b>B</b> Cacao trees
They may <b>work as</b> chefs.	<b>D</b> Online School News

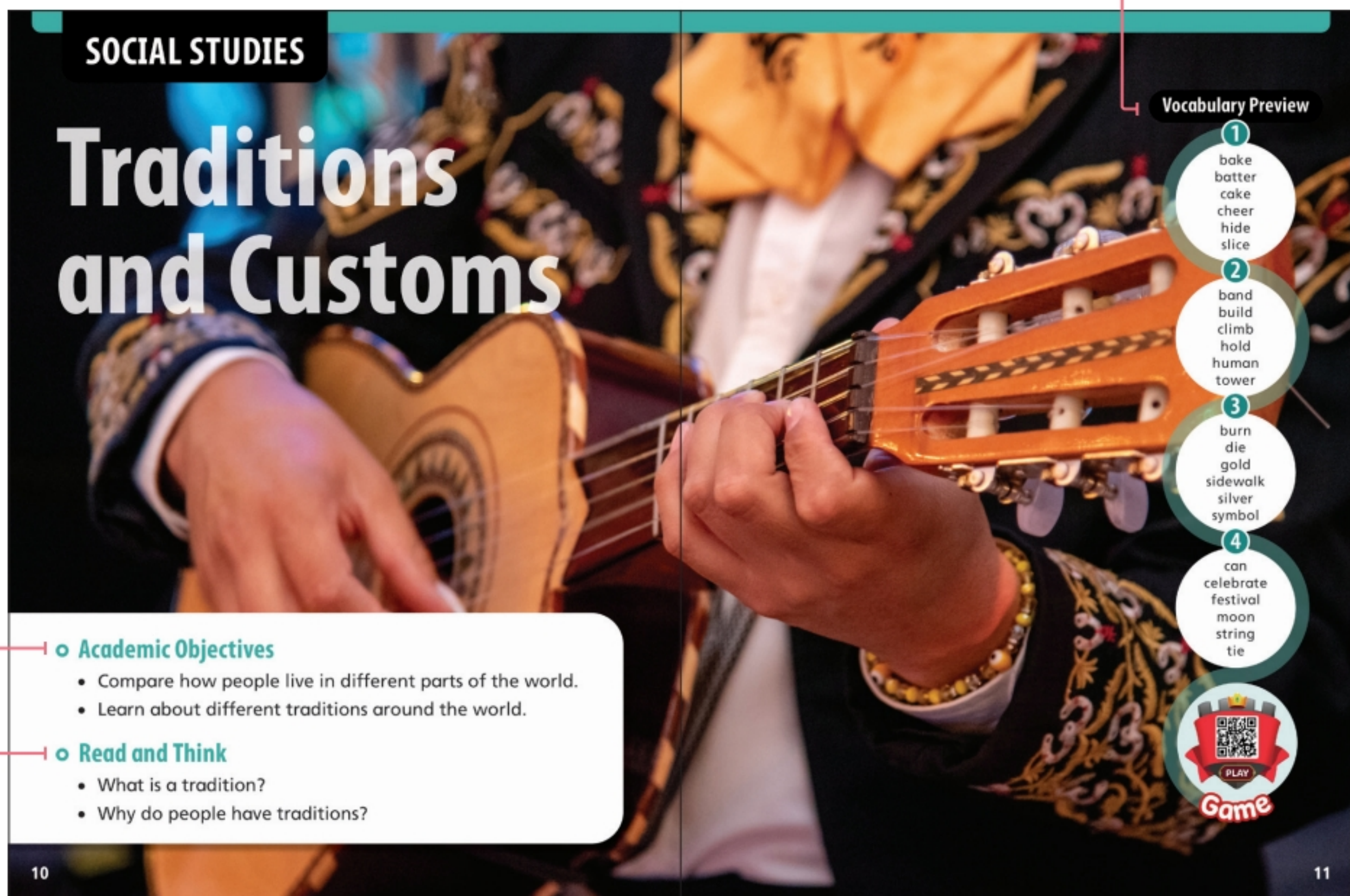


# HOW TO USE THIS BOOK

## STUDENT BOOK

### VOCABULARY PREVIEW

Every four units, a list of key words is given along with a QR code to practice the words in the exciting Word Kingdom game.



### ACADEMIC OBJECTIVES

This section states what students will learn in the four thematically integrated units.

### READ AND THINK

These preview questions help draw the students' focus to the subject of the units.



## AUDIO QR

A QR code at the beginning of each unit links to the audio tracks of the Vocabulary Zone and Reading section.

# 1 Lucky Cake!



**Warm Up**

Many people have cake on special days. Eating cake is a way to celebrate the special day.

**Answer the question.**

- What kinds of cake do you like?

12

## Vocabulary Zone

**A Look, listen, and read.**

 bake	 cake	 hide
 batter	 slice	 cheer

**B Match the pictures with the words.**

1. 	• batter
2. 	• cheer
3. 	• slice

**C Circle the correct words.**

- They are enjoying a slice of **cake** **coin**.
- We **hide** **wash** the presents in the closet.
- I love to **hurt** **bake** bread on the weekends.

13

## WARM UP

A level-appropriate question helps students activate their background knowledge and think about the unit topic.

## VOCABULARY ZONE

Students learn the unit key words and then perform matching and sentence completion activities to help strengthen memory retention and ensure they understand not only the words' meanings but also their usage in context.





## VIDEO LINK

Videos related to the main passage are available to boost students' understanding. Click the icon in the eBook to view the videos.


## KEY PATTERN


Students practice the Key Pattern from the reading passage with other example sentences.




**A Listen and read out loud.** 

Today is New Year's Day in Greece.  
My mother **bakes** a special **cake**.  
She **hides** a coin in the **batter**.  
The coin is for good luck.  
My father cuts the cake.  
He cuts a **slice** for each person.





**Key pattern**   
Practice the key pattern.  
✓ **Who has** the coin?  
**Who has** the book?  
**Who has** a pen?

We eat our cake.  
Who has the coin?  
My brother finds the coin in his slice.  
We **cheer** because he will have good luck all year!

**B Find and underline the sentence with the key pattern in the reading.**

**C Check Yes or No.**

1. The mother hides a toy in the cake.	<input type="checkbox"/> Yes	<input type="checkbox"/> No
2. The brother finds the coin.	<input type="checkbox"/> Yes	<input type="checkbox"/> No

## READING A

Students read a level-appropriate passage about a familiar and interesting topic using the key words.

## READING B

Students review the Key Pattern of the reading.

## READING C

Students complete a quick comprehension check to confirm their understanding of the passage's main idea while it is fresh in their minds. This will prepare them for the following comprehension questions.



### Literacy Training

**A Read and choose the correct answers.**

**MAIN IDEA** 1. What is the reading mainly about?  
a. my brother    b. a cake    c. a party

**DETAILS** 2. What does the father do?  
a. bake the cake    b. find the coin    c. cut the cake

**DETAILS** 3. What will the coin do?  
a. It will bring good luck.  
b. It will make you rich.  
c. It will make you cheer.

**B Read and circle the correct words.**

1. The mother father bakes a special cake.

2. The family eats throws away the cake after the cake is cut.

**C Read and fill in the blanks.**

1. The coin is hidden in the b \_\_\_\_\_.

2. The brother finds the coin in his s \_\_\_\_\_ of cake.

3. The family feels happy when the brother finds the c \_\_\_\_\_.

16

### Literacy Upgrade Vocabulary

**A Complete the graphic organizer. One word is extra.**

cuts
hides
bakes
cheers

First

My mother (1) \_\_\_\_\_ a coin in the batter.

Next

She (2) \_\_\_\_\_ a cake.

Then

My father (3) \_\_\_\_\_ the cake.

Last

My brother finds the coin.

**B Look at the things that bring good luck.**

four-leaf clover

horseshoe

wishbone

**C Read and answer the questions.**

1. It is a rare type of clover plant with four leaves instead of the usual three. What is it?  
\_\_\_\_\_

2. It is a bone from a chicken or turkey that looks like a "V." What is it?  
\_\_\_\_\_

3. It is a U-shaped metal piece that goes on a horse's foot. What is it?  
\_\_\_\_\_

17

## LITERACY TRAINING

Students complete a variety of reading comprehension questions and exercises. These exercises engage students by going beyond the main idea and asking about specific details of the reading and help form a solid foundation in reading literacy.

## LITERACY UPGRADE

Students are introduced to a sequential cycle of interconnected modules: Vocabulary, Writing, Background Knowledge, and Digital Reading. Innovative videos in the Digital Reading section extend the learning experience beyond the traditional page.

# WORKBOOK

## VOCABULARY CHECK

Students review the key words and practice spelling them through puzzles and unscrambling activities.

### 1 Lucky Cake!

### Vocabulary Check

**A Complete the puzzle.**

bake
cake

hide
batter

slice
cheer

**Across 4**

**Down 4**

**B Look and unscramble the letters.**

1. celis \_\_\_\_\_

2. kbae \_\_\_\_\_

3. tabtre \_\_\_\_\_

4. dhie \_\_\_\_\_

4

### Comprehension Check

**A Check the correct sentences.**

1. ☐ The mother makes the batter.  
☐ The mother makes a coin.

2. ☐ The brother bakes the cake.  
☐ The brother eats the cake.

3. ☐ The brother will have good luck.  
☐ The brother will have a new pet.

**B Circle T for true or F for false.**

1. The mother hides the batter.    T F

2. The cake is for good luck.    T F

3. Each person has a slice of cake.    T F

### Summary

**Complete the summary.**

bakes
batter
cake
cheer
hides
slice

On New Year's Day in Greece, my mother (1) \_\_\_\_\_ a cake. She (2) \_\_\_\_\_ a coin in the (3) \_\_\_\_\_. My father cuts the (4) \_\_\_\_\_. We each eat a (5) \_\_\_\_\_. My brother finds the coin in his slice. He will have good luck! We (6) \_\_\_\_\_.

5

## COMPREHENSION CHECK

Students recall key information from the reading and practice what they have learned.

## SUMMARY

Students check their understanding by completing a summary of the reading passage.



# Traditions and Customs

## ◉ Academic Objectives

- Compare how people live in different parts of the world.
- Learn about different traditions around the world.

## ◉ Read and Think

- What is a tradition?
- Why do people have traditions?



## Vocabulary Preview

1

bake  
batter  
cake  
cheer  
hide  
slice

2

band  
build  
climb  
hold  
human  
tower

3

burn  
die  
gold  
sidewalk  
silver  
symbol

4

can  
celebrate  
festival  
moon  
string  
tie



Game



# 1 Lucky Cake!



## Warm Up

Many people have cake on special days. Eating cake is a way to celebrate the special day.

**Answer the question.**

- What kinds of cake do you like?



# Vocabulary Zone

**A** Look, listen, and read. 



bake



cake



hide



batter



slice



cheer

**B** Match the pictures with the words.

1.



•

• batter

2.



•

• cheer

3.



•

• slice

**C** Circle the correct words.


1. They are enjoying a slice of **cake** | **coin** .

2. We **hide** | **wash** the presents in the closet.

3. I love to **hurt** | **bake** bread on the weekends.





**A** Listen and read out loud. 

Today is New Year's Day in Greece.

My mother **bakes** a special **cake**.

She **hides** a coin in the **batter**.

The coin is for good luck.

My father cuts the cake.

He cuts a **slice** for each person.







### Key pattern ?

Practice the key pattern.

- ✓ **Who has** the coin?
- Who has** the book?
- Who has** a pen?

We eat our cake.

Who has the coin?

My brother finds the coin in his slice.

We **cheer** because he will have good luck all year!

**B** Find and underline the sentence with the key pattern in the reading.

**C** Check **Yes** or **No**.

1. The mother hides a toy in the cake. ☐ **Yes** ☐ **No**
2. The brother finds the coin. ☐ **Yes** ☐ **No**