

The background is a solid pink color. Scattered across the background are several circular slices of kiwi fruit, showing their green flesh, white core, and black seeds. The slices are positioned at the top, bottom, and sides of the cover.

NON FICTION

2

FUTURE
LITERACY

READING

50

NONFICTION

2

FUTURE
LITERACY

READING

50

TABLE OF CONTENTS

Scope and Sequence 4

How to Use This Book 6

SCIENCE

Nature



1 Busy Bees 12

2 The Parts We Eat 18

3 Fly Far, Butterflies 24

4 Meat-Eating Plants 30

PHYSICAL EDUCATION

Special Sports



5 The Fastest Game 38

6 The Highland Games 44

7 Cheese Rolling 50

8 Egg Toss 56

ART

Different Forms of Art

- | | | |
|-----------|---------------------|----|
| 9 | Murals | 64 |
| 10 | Best Artist | 70 |
| 11 | Dressing Up for Fun | 76 |
| 12 | Kinds of Art | 82 |

SOCIAL STUDIES

Public Etiquette

- | | | |
|-----------|----------------------|-----|
| 13 | Let's Eat Together! | 90 |
| 14 | It Is Noisy in Here! | 96 |
| 15 | Wait for Me! | 102 |
| 16 | Take a Ride | 108 |

Word List

114

SCOPE AND SEQUENCE

SUBJECT	UNIT	TITLE	VOCABULARY
SCIENCE	1	Busy Bees	busy, hard, beehive, job, important, honey
	2	The Parts We Eat	plant, part, root, leaf, fruit, stem
	3	Fly Far, Butterflies	fly, north, nectar, hot, south, cold
	4	Meat-Eating Plants	need, sunlight, soil, mineral, grow, another
PHYSICAL EDUCATION	5	The Fastest Game	hit, ball, against, basket, fast, game
	6	The Highland Games	Scotland, log, many, other, come, watch
	7	Cheese Rolling	sport, cheese, roll, down, hill, run
	8	Egg Toss	toss, might, break, team, each other, carefully
ART	9	Murals	large, mural, wall, outside, ceiling, angry
	10	Best Artist	story, comic, movie, rain, parent, best
	11	Dressing Up for Fun	dress up, costume, makeup, meet, special, actor
	12	Kinds of Art	chalk, pencil, ink, paint, clay, pretty
SOCIAL STUDIES	13	Let's Eat Together!	like, eat, manners, fork, napkin, shout
	14	It Is Noisy in Here!	noise, ear, rule, sleep, library, study
	15	Wait for Me!	wait, line, movie theater, confused, simple, person
	16	Take a Ride	ride, bus, train, crowded, play, enjoy

- V** Vocabulary
- W** Writing
- B** Background Knowledge
- D** Digital Reading

KEY PATTERN	LITERACY UPGRADE
Each job is important.	V Graphic Organizer, Unscrambling Letters
Plants have many parts .	W <u>A</u> carrot is <u>a</u> root. / <u>An</u> apple is <u>a</u> fruit.
Butterflies stay there all winter .	B Butterfly Life Cycle
The meat gives them minerals.	D Online Chat
The teams try to win the game.	V Graphic Organizer, Word Search
People come to watch the games.	W <u>Many</u> people play the games.
Most sports do not use cheese.	B Mozzarella and Halloumi
Is it okay to throw eggs?	D Social Media Post
The artist paints large murals.	V Graphic Organizer, Code Words
He makes a movie about nature .	W <u>He writes</u> stories.
They talk like movie stars .	B Tony Stark and Clark Kent
They make pots from clay.	D Social Media Post and Comments
Be sure to use good manners.	V Graphic Organizer, Finding Correct Spellings
You cannot play loud music.	W <u>Do</u> you like loud noise? / <u>Does</u> it hurt your ears?
We wait in line at bus stops.	B Classroom Rules
Buses and trains are often crowded.	D Email

HOW TO USE THIS BOOK

STUDENT BOOK

VOCABULARY PREVIEW

Every four units, a list of key words is given along with a QR code to practice the words in the exciting Word Kingdom game.



ACADEMIC OBJECTIVES

This section states what students will learn in the four thematically integrated units.

READ AND THINK

These preview questions help draw the students' focus to the subject of the units.

AUDIO QR

A QR code at the beginning of each unit links to the audio tracks of the Vocabulary Zone and Reading section.

1 Busy Bees



Warm Up

Bees live together in groups. They defend their home. Be careful, they might sting you!


Answer the question.

How do bees defend their home?

12

Vocabulary Zone

A Look, listen, and read.



busy



hard



beehive



job



important




honey

B Match the pictures with the words.



• beehive



• honey



• busy

C Circle the correct words.

1. It's different important to wear a seatbelt.

2. Her dream home job is to become a doctor.

3. He tried hard careful to lift the heavy box.

13

WARM UP

A level-appropriate question helps students activate their background knowledge and think about the unit topic.

VOCABULARY ZONE




Students learn the unit key words and then perform matching and sentence completion activities to help strengthen memory retention and ensure they understand not only the words' meanings but also their usage in context.


VIDEO LINK

Videos related to the main passage are available to boost students' understanding. Click the icon in the eBook to view the videos.

KEY PATTERN

Students practice the Key Pattern from the reading passage with other example sentences.




A Listen and read out loud. 

Busy bees work **hard**.
They help the **beehive**.
The beehive is their home.
Each bee has a different **job**.
Each job is **important**.
Some bees make **honey**.
They use nectar.
Nectar is from flowers.

B Find and underline the sentence with the key pattern in the reading.

C Check Yes or No.

1. All bees have jobs. ☐ Yes ☐ No
2. All bees make honey. ☐ Yes ☐ No

Key pattern 
Practice the key pattern.
✓ **Each job** is important.
Each job plays an important role.
Each job needs different skills.

14 15

READING A

Students read a level-appropriate passage about a familiar and interesting topic using the key words.

READING B

Students review the Key Pattern of the reading.

READING C

Students complete a quick comprehension check to confirm their understanding of the passage's main idea while it is fresh in their minds. This will prepare them for the following comprehension questions.

Literacy Training

A Read and choose the correct answers.

MAIN IDEA 1. What is the reading mainly about?
a. jobs b. honey c. bees

DETAILS 2. Why do bees work together?
a. They make honey.
b. They sting.
c. They help the beehive.

DETAILS 3. What do bees eat?
a. flowers b. honey c. nectar

B Read and circle the correct words.

1. Nectar comes from flowers water .

2. Bees can swim sting .

C Read and fill in the blanks.

1. A is the name of the place where bees live.

2. Bees have different in beehives.

3. Bees use to make honey.

Literacy Upgrade Vocabulary

A Complete the graphic organizer. One word is extra.

nectar honey jobs take

Busy Bees

First Bees have different (1) .

Second Some bees (2) the nectar.

Third Bees eat (3) .

Fourth Bees can sting!

B Look at the pictures and unscramble the letters.

1. 1. eehbiev _____

2. 2. rdha _____

3. 3. pimotratn _____

4. 4. obj _____

5. 5. sybu _____

6. 6. nohey _____

LITERACY TRAINING

Students complete a variety of reading comprehension questions and exercises. These exercises engage students by going beyond the main idea and asking about specific details of the reading and help form a solid foundation in reading literacy.

LITERACY UPGRADE

Students are introduced to a sequential cycle of interconnected modules: Vocabulary, Writing, Background Knowledge, and Digital Reading. Innovative videos in the Digital Reading section extend the learning experience beyond the traditional page.

WORKBOOK

VOCABULARY CHECK

Students review the key words and practice spelling them through puzzles and unscrambling activities.

1 Busy Bees

Vocabulary Check

A Complete the puzzle.

busy hard beehive job important honey

B Look and unscramble the letters.

1. e h b i e v e _____

2. s u y b _____

3. o i t n r a m p _____

4. o n h e y _____

Comprehension Check

A Check the correct sentences.

1. ☐ Bees are busy.
☐ Bees are lazy.

2. ☐ Bees eat honey.
☐ Bees eat beehives.

3. ☐ Be careful! Bees can make flowers.
☐ Be careful! Bees can sting.

B Circle T for true or F for false.

1. A beehive is a bee's home. T F

2. Bees make nectar. T F

3. People like bees because they sting. T F

Summary

Complete the summary.

beehives busy hard honey important jobs

Bees have different (1) . Each job is (2) . Some bees make yummy (3) in their (4) . Bees are very (5) visiting so many flowers. They work (6) . Be careful when you see bees. They can sting!

COMPREHENSION CHECK

Students recall key information from the reading and practice what they have learned.

SUMMARY

Students check their understanding by completing a summary of the reading passage.

Nature

◦ Academic Objectives

- Learn to classify plants by their characteristics.
- Understand why plants are important to people and animals.

◦ Read and Think

- Where do you see plants and animals?
- What do plants and animals need to live?

Vocabulary Preview

1

beehive
busy
hard
honey
important
job

2

fruit
leaf
part
plant
root
stem

3

cold
fly
hot
nectar
north
south

4

another
grow
mineral
need
soil
sunlight



1 Busy Bees



Warm Up

Bees live together in groups. They defend their home. Be careful, they might sting you!

Answer the question.

- How do bees defend their home?

Vocabulary Zone

A Look, listen, and read. TRACK 02



busy



hard



beehive



job



important



honey

B Match the pictures with the words.

1.



•

• beehive

2.



•

• honey

3.



•

• busy

C Circle the correct words.

1. It is **different** | **important** to wear a seatbelt.

2. Her dream **home** | **job** is to become a doctor.

3. He tried **hard** | **careful** to lift the heavy box.



A Listen and read out loud. 

Busy bees work **hard**.

They help the **beehive**.

The beehive is their home.

Each bee has a different **job**.

Each job is **important**.

Some bees make **honey**.

They use nectar.

Nectar is from flowers.

Bees take the nectar.

They make honey.

Bees eat honey.

Yum!

People like honey, too.

Be careful.

Bees can sting!



Key pattern

Practice the key pattern.

- ✓ **Each job** is important.
- Each job** plays an important role.
- Each job** needs different skills.

B Find and underline the sentence with the key pattern in the reading.

C Check **Yes** or **No**.

1. All bees have jobs.
2. All bees make honey.

☐ **Yes** ☐ **No**

☐ **Yes** ☐ **No**