

The background is a solid light blue color, decorated with several slices of orange. The slices are arranged in a scattered pattern, with some at the top, middle, and bottom. The oranges are bright yellow with visible pulp and white pith. The text 'NONFICTION' is written in a bold, black, sans-serif font, with wide letter spacing. It is positioned in the upper left quadrant, partially overlapping the top-left orange slice. A thin black horizontal line extends from the left edge of the text to the right, ending just before the '1' badge.

NONFICTION

1

FUTURE
LITERACY

READING

50

NONFICTION

1

FUTURE LITERACY

READING

50

TABLE OF CONTENTS

Scope and Sequence 4

How to Use This Book 6

SCIENCE

Animals

- | | | |
|----------|-----------------------|----|
| 1 | Meet the Meerkats | 12 |
| 2 | Winter Sleep | 18 |
| 3 | Octopus Hide and Seek | 24 |
| 4 | Cool Dad | 30 |

PHYSICAL EDUCATION

Healthy Habits

- | | | |
|----------|--------------------|----|
| 5 | Healthy Hands | 38 |
| 6 | Ouch! Cavities | 44 |
| 7 | Feeling Sleepy? | 50 |
| 8 | Eat Healthy Colors | 56 |

ART

Interesting Art

- | | | |
|-----------|-----------------|----|
| 9 | Origami | 64 |
| 10 | Cartoon Animals | 70 |
| 11 | Colors | 76 |
| 12 | Art with Sand | 82 |

SOCIAL STUDIES

Transportation

- | | | |
|-----------|-----------------------------------|-----|
| 13 | Different Kinds of Transportation | 90 |
| 14 | Traffic Signs | 96 |
| 15 | Right or Left? | 102 |
| 16 | Roundabouts | 108 |

Word List

114

SCOPE AND SEQUENCE

SUBJECT	UNIT	TITLE	VOCABULARY
SCIENCE	1	Meet the Meerkats	cute, live, group, help, safe, care
	2	Winter Sleep	spring, summer, fall, winter, wake up, hungry
	3	Octopus Hide and Seek	change, color, well, bottom, nothing, dinner
	4	Cool Dad	work, together, tired, ice, rest, month
PHYSICAL EDUCATION	5	Healthy Hands	wash, hand, bathroom, germ, sick, soap
	6	Ouch! Cavities	tooth, cavity, hurt, sugar, brush, floss
	7	Feeling Sleepy?	brain, memory, dream, upset, think, hour
	8	Eat Healthy Colors	vegetable, strong, salad, dessert, rainbow, sweet
ART	9	Origami	thin, paper, fold, flower, cat, bird
	10	Cartoon Animals	computer, animal, eye, learn, sad, walk
	11	Colors	green, red, feel, happy, yellow, blue
	12	Art with Sand	sand, draw, pattern, wet, careful, spill
SOCIAL STUDIES	13	Different Kinds of Transportation	place, drive, car, taxi, boat, airplane
	14	Traffic Signs	road, traffic, sign, stop, corner, slow
	15	Right or Left?	side, country, right, driver, left, true
	16	Roundabouts	around, turn, look, safely, move, get

- V** Vocabulary
- W** Writing
- B** Background Knowledge
- D** Digital Reading

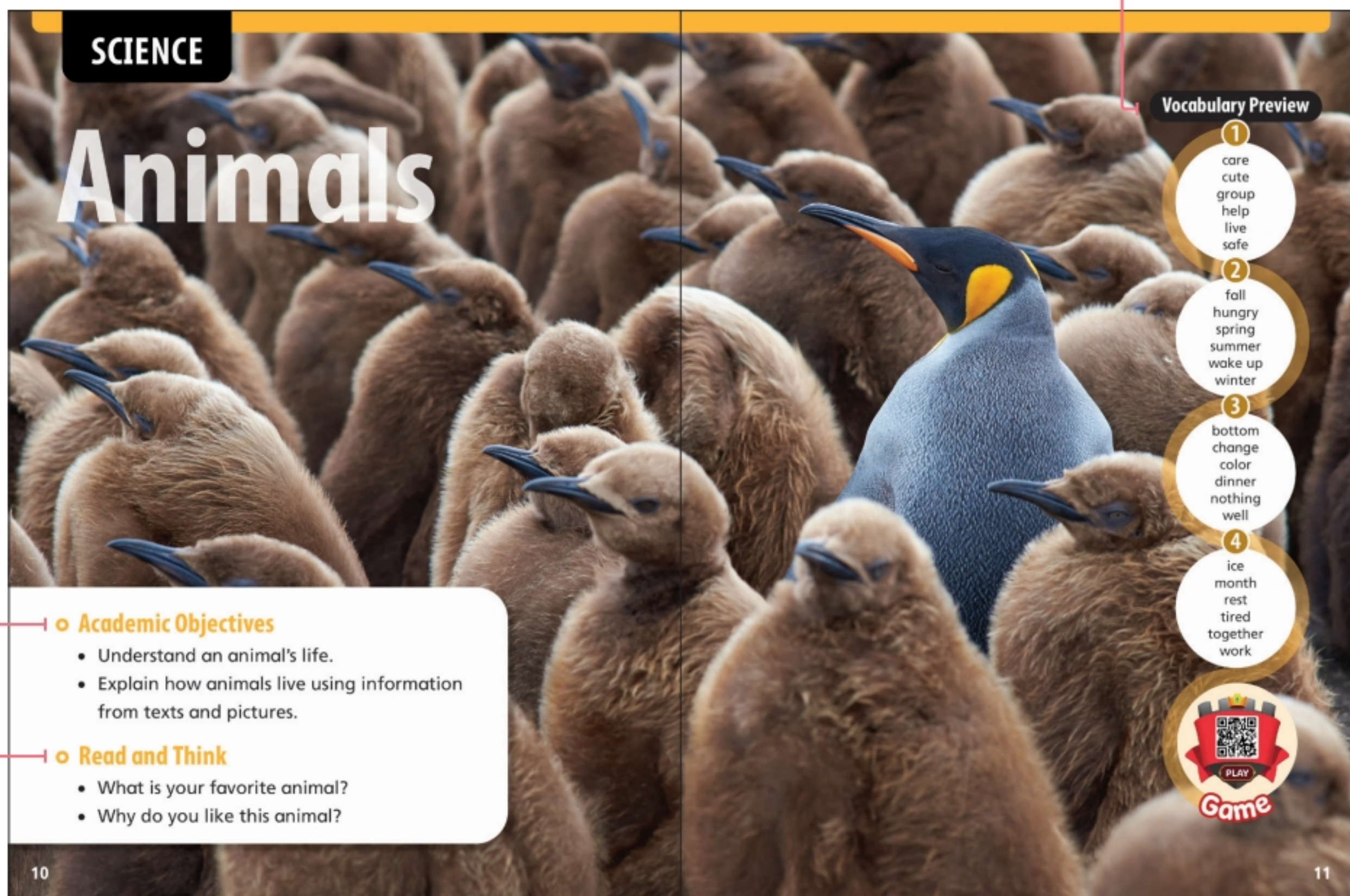
KEY PATTERN	LITERACY UPGRADE
Meerkats live in groups .	V Graphic Organizer, Word Ladder
Bears wake up in spring.	W They are <u>thin</u> . / They are <u>hungry</u> .
The big blue octopus is not always blue.	B Sharks and Seahorses
He keeps it warm .	D Online Group Chat
Wash your hands before you eat.	V Graphic Organizer, Matching
Do not eat too much sugar.	W Cavities are <u>small holes</u> .
Sleep at least ten hours a night.	B Cats and Bats
They help you grow .	D Blog Post
We call this origami.	V Graphic Organizer, Finding Correct Spellings
Some artists look at a real animal.	W Some artists use <u>a computer</u> .
What colors do you like ?	B Neutral Colors and Colored Shades
Do you want to make sand art?	D Social Media Post
People can take taxis .	V Graphic Organizer, Word Search
Cars have to stop at corners.	W Cars <u>can</u> go too fast.
People drive on one side of the road.	B Right-handed or Left-handed
The drivers can see each other .	D Online News Story

HOW TO USE THIS BOOK

STUDENT BOOK

VOCABULARY PREVIEW

Every four units, a list of key words is given along with a QR code to practice the words in the exciting Word Kingdom game.



ACADEMIC OBJECTIVES

This section states what students will learn in the four thematically integrated units.

READ AND THINK

These preview questions help draw the students' focus to the subject of the units.

AUDIO QR

A QR code at the beginning of each unit links to the audio tracks of the Vocabulary Zone and Reading section.

1 Meet the Meerkats



Warm Up
Some animals live in groups. They can help each other stay safe or find food.
Answer the question.
■ Why do some animals live in groups?

12

Vocabulary Zone

A Look, listen, and read.

 cute	 live	 group
 help	 safe	 care

B Match the pictures with the words.

1. 	• safe
2. 	• care
3. 	• live

C Circle the correct words.

- We old people.
- The rabbits are .
- There are four people in my .

13

WARM UP

A level-appropriate question helps students activate their background knowledge and think about the unit topic.

VOCABULARY ZONE


Students learn the unit key words and then perform matching and sentence completion activities to help strengthen memory retention and ensure they understand not only the words' meanings but also their usage in context.

VIDEO LINK

Videos related to the main passage are available to boost students' understanding. Click the icon in the eBook to view the videos.

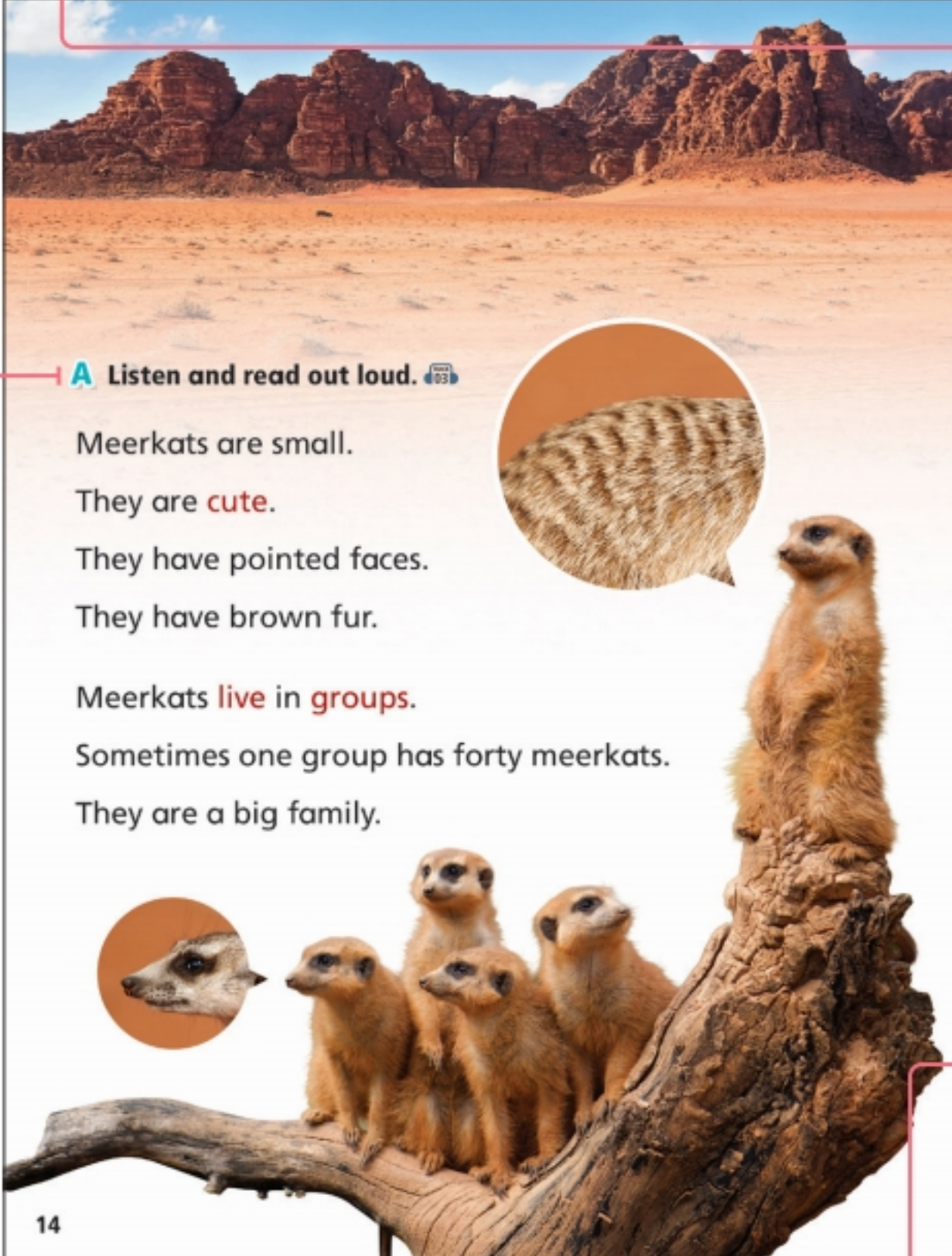
KEY PATTERN

Students practice the Key Pattern from the reading passage with other example sentences.


A Listen and read out loud. 

Meerkats are small.
They are **cute**.
They have pointed faces.
They have brown fur.

Meerkats **live in groups**.
Sometimes one group has forty meerkats.
They are a big family.




14

Key pattern 

Practice the key pattern.

- ✓ Meerkats **live in groups**.
- Wolves **live in groups**.
- Dolphins **live in groups**.

Meerkats **help** each other.
They help get food.
They help stay **safe**.
They help **care** for babies.



B Find and underline the sentence with the key pattern in the reading.

C Check Yes or No.

- Meerkats are very large. ☐ Yes ☐ No
- There might be forty meerkats in one group. ☐ Yes ☐ No

15

READING A

Students read a level-appropriate passage about a familiar and interesting topic using the key words.

READING B

Students review the Key Pattern of the reading.

READING C

Students complete a quick comprehension check to confirm their understanding of the passage's main idea while it is fresh in their minds. This will prepare them for the following comprehension questions.

Literacy Training

A Read and choose the correct answers.

MAIN IDEA 1. What is the reading mainly about?
a. families b. meerkats c. babies

DETAILS 2. What color is a meerkat's fur?
a. black b. brown c. gray

DETAILS 3. Why do meerkats live in groups?
a. They take their babies.
b. They read to each other.
c. They help each other.

B Read and circle the correct words.

1. Meerkats are cute ugly.

2. Meerkats help care for babies other animals.

C Read and fill in the blanks.

1. Meerkats are a small family.

2. Meerkats have big faces.

3. Meerkats help stay safe together.

16

Literacy Upgrade

Vocabulary

A Complete the graphic organizer. One word is extra.

help groups cute safe

B Pick a picture and turn at every line to get to the bottom box. Then complete the word in the box.

17

LITERACY TRAINING

Students complete a variety of reading comprehension questions and exercises. These exercises engage students by going beyond the main idea and asking about specific details of the reading and help form a solid foundation in reading literacy.

LITERACY UPGRADE

Students are introduced to a sequential cycle of interconnected modules: Vocabulary, Writing, Background Knowledge, and Digital Reading. Innovative videos in the Digital Reading section extend the learning experience beyond the traditional page.

WORKBOOK

VOCABULARY CHECK

Students review the key words and practice spelling them through puzzles and unscrambling activities.

1 Meet the Meerkats

Vocabulary Check

A Complete the puzzle.

cute live group help safe care

B Look and unscramble the letters.

1. p g o u r _____

2. t e c u _____

3. f e s a _____

4. v i l e _____

4

Comprehension Check

A Check the correct sentences.

1. ☐ Meerkats have black fur. ☐ Meerkats have brown fur.

2. ☐ Meerkats live in groups. ☐ Meerkats live on their own.

3. ☐ Meerkats help each other care for babies. ☐ Meerkats help each other grow food.

B Circle T for true or F for false.

1. A meerkat's face is round. T F

2. Meerkats live in groups of three. T F

3. Meerkats help each other get food. T F

Summary

Complete the summary.

care cute help groups live safe

Meerkats are (1) _____ animals. They are small and brown. They (2) _____ in large (3) _____. They (4) _____ each other. They help each other get food. They help each other stay (5) _____. And they help each other (6) _____ for babies.

5

COMPREHENSION CHECK

Students recall key information from the reading and practice what they have learned.

SUMMARY

Students check their understanding by completing a summary of the reading passage.

Animals

◦ Academic Objectives

- Understand an animal's life.
- Explain how animals live using information from texts and pictures.

◦ Read and Think

- What is your favorite animal?
- Why do you like this animal?

Vocabulary Preview

1

care
cute
group
help
live
safe

2

fall
hungry
spring
summer
wake up
winter

3

bottom
change
color
dinner
nothing
well

4

ice
month
rest
tired
together
work



1 Meet the Meerkats



Warm Up

Some animals live in groups. They can help each other stay safe or find food.

Answer the question.

- Why do some animals live in groups?

Vocabulary Zone

A Look, listen, and read. TRACK 02



cute



live



group



help



safe



care

B Match the pictures with the words.



•

• safe



•

• care



•


• live

C Circle the correct words.

1. We **help** | **live** old people.

2. The rabbits are **care** | **cute**.

3. There are four people in my **group** | **safe**.

A Listen and read out loud. 

Meerkats are small.

They are **cute**.

They have pointed faces.

They have brown fur.

Meerkats **live** in **groups**.

Sometimes one group has forty meerkats.

They are a big family.





Key pattern

Practice the key pattern.

- ✓ Meerkats **live in groups**.
- Wolves **live in groups**.
- Dolphins **live in groups**.

Meerkats **help** each other.

They help get food.

They help stay **safe**.

They help **care** for babies.



B Find and underline the sentence with the key pattern in the reading.

C Check **Yes** or **No**.

1. Meerkats are very large.

☐ Yes ☐ No

2. There might be forty meerkats in one group.

☐ Yes ☐ No