

NONFICTION

2

FUTURE LITERACY

READING

30

NONFICTION

2

FUTURE LITERACY

READING

30


TABLE OF CONTENTS

Scope and Sequence 4

How to Use This Book 6

SCIENCE

Animals



1 Zoo Animals 10

2 Where Do They Live? 14

3 What Does Kitty Need? 18

4 The Animal Café 22

SOCIAL STUDIES

Communities



5 We Can Help! 28

6 The People in My Town 32

7 Where Does It Go? 36

8 Let's Play! 40

MATH



Sea Animals

- | | | |
|-----------|------------------------|----|
| 9 | Which Is Faster? | 46 |
| 10 | Big or Small? | 50 |
| 11 | Animal Shapes | 54 |
| 12 | How Long Do They Live? | 58 |

PHYSICAL EDUCATION



Playing

- | | | |
|-----------|-----------------------------|----|
| 13 | Ice Dancing | 64 |
| 14 | Play with the Ball! | 68 |
| 15 | At the Swimming Pool | 72 |
| 16 | Taking Pictures at the Park | 76 |

Key Word List	80
---------------	----

Sight Word List	84
-----------------	----

SCOPE AND SEQUENCE

SUBJECT	UNIT	TITLE	VOCABULARY
			KEY WORDS
SCIENCE	1	Zoo Animals	elephant, bear, rabbit, zebra
	2	Where Do They Live?	house , tree, river, desert
	3	What Does Kitty Need?	clothes , food, water, home
	4	The Animal Café	café , lion, meat, away
SOCIAL STUDIES	5	We Can Help!	we , town, pick up, toy
	6	The People in My Town	doctor, hospital, cook, kitchen
	7	Where Does It Go?	glass, put, plastic, brown
	8	Let's Play!	park , do, bike, kite
MATH	9	Which Is Faster?	clam, fish, shark, dolphin
	10	Big or Small?	big , small, whale, seahorse
	11	Animal Shapes	star , shape, bell, oval
	12	How Long Do They Live?	long , sea lion, turtle, forever
PHYSICAL EDUCATION	13	Ice Dancing	skate , jump, lift, stand up
	14	Play with the Ball!	throw, catch, kick, bounce
	15	At the Swimming Pool	pool , swim, scared, clap
	16	Taking Pictures at the Park	pond , picture, toad, goose



VOCABULARY	LITERACY UPGRADE
SIGHT WORDS	
they, drink, water, sleep, walk	Matching, Coloring
live, in, bird, fish, grass, us	Finding the Way
those, kitty, does, clean, of	Connecting the Dots
show, run	Making Animals Happy, Stickers
help, better	Matching
kind, work, know	Matching
bread	Matching
ride, fly, game, too	Park Activities, Stickers
very, much, yes, right	Finding the Differences
and, think	Finding the Way
has, find	Finding the Missing Puzzle Pieces, Stickers
read, about	Connecting the Dots
her, fall, hurt, laugh, try, again	Finding the Differences
ball, yellow, ground	Finding the Balls
goes, then, call, name	Finding the Way
hot, bring, take	Finding the Differences

HOW TO USE THIS BOOK

STUDENT BOOK

VOCABULARY PREVIEW

Every four units, a list of the subject Key Words is given along with a QR code to practice the words in the exciting Word Kingdom game.

ACADEMIC OBJECTIVES

This section states what students will learn in the four thematically integrated units.

READ AND THINK

These preview questions help draw the students' focus to the subject topic.



WARM UP

A level-appropriate question helps students activate their background knowledge and think about the unit topic.

AUDIO QR

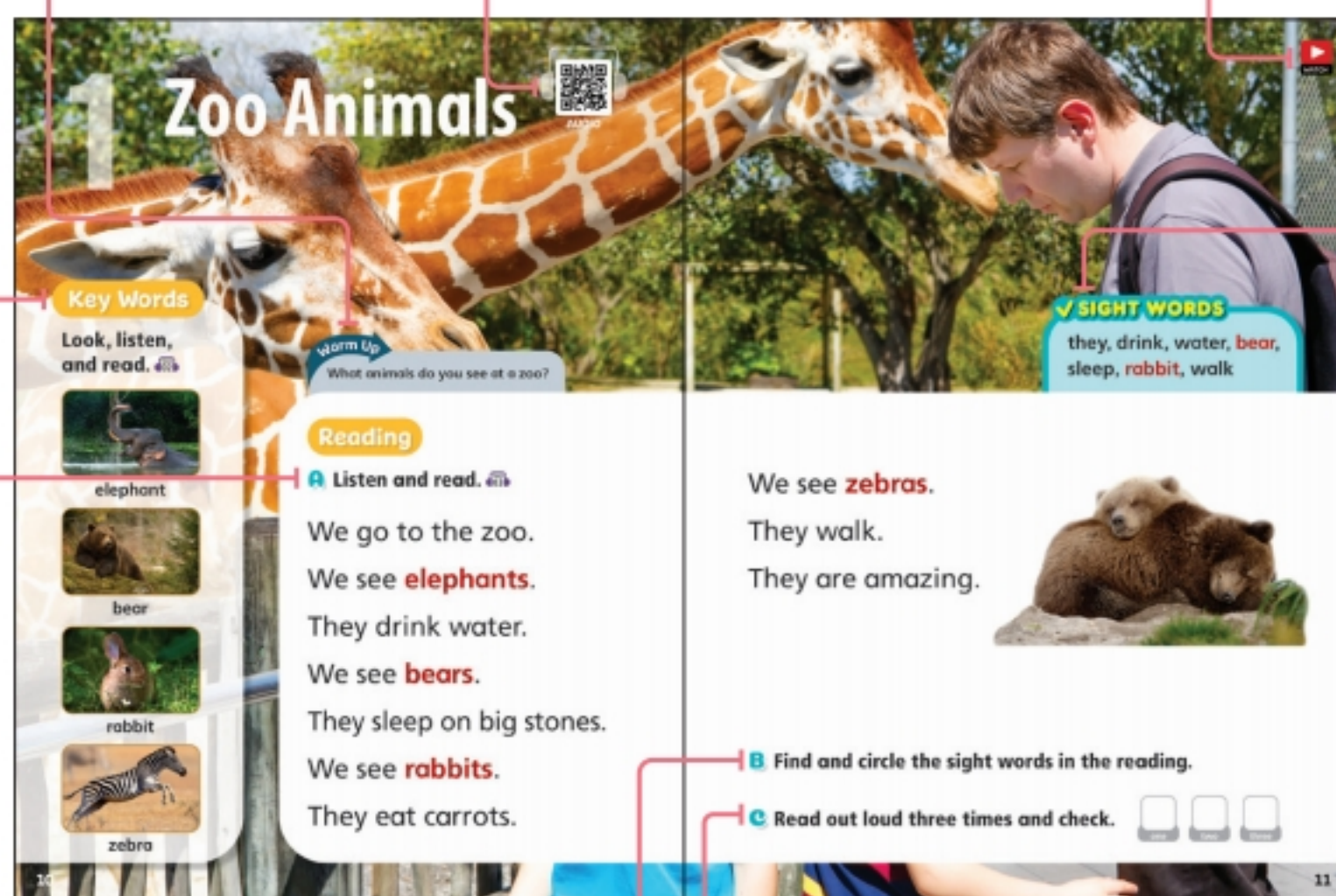
A QR code at the beginning of each unit links to the audio tracks of the Key Words and Reading section.

VIDEO LINK

A video related to the main passage is available to boost students' understanding. Click the icon in the eBook to view the video.

KEY WORDS

Students learn the meanings of the key vocabulary with images.



SIGHT WORDS

Students build visual recognition of the Sight Words by looking for them in the reading passage.

READING C

This section helps students improve their reading fluency by rereading the familiar passage.

READING A

Students read a level-appropriate passage about a familiar and interesting topic using the Key Words.

READING B

Students review the Sight Words in the reading.


LITERACY TRAINING

This section checks students' understanding of the reading passage through the use of varied exercises. These exercises introduce students to basic reading comprehension and help form the foundation of a student's reading literacy.


Literacy Training

A Read and choose the right answers.

MAIN IDEA 1. What is the reading mainly about?




zoo animals




farm animals

DETAILS 2. We see _____ at the zoo.




mice




elephants

DETAILS 3. The _____ eat carrots.





rabbits



zebras

B Read and circle the right words.

1.  We see bears lions.

2.  We see horses zebras.




C Read and circle O or X.

- The elephants drink juice. O X
- The bears sleep under a tree. O X
- The zoo animals are amazing. O X


Literacy Upgrade


A Use the hints to complete the words.


Hint ph ra be


-  _____ ar
-  ele _____ ant
-  _____ bbit

B Match the animals to what they do, and color them.









• sleep on big stones

• walk

• drink water

• eat carrots

C Trace.

We go to the zoo.

LITERACY UPGRADE

This section takes reading literacy one step further by improving and speeding up sight recognition of unit vocabulary. This is done using a wide range of game-like activities, such as finding the differences, solving puzzles using the provided red lens, drawing, and matching, all of which allow students to have fun while reviewing what they have learned in the unit.

WORKBOOK

VOCABULARY CHECK


This section provides an opportunity to review the Unit Words and practice spelling them through puzzles and matching activities.

Vocabulary Check


A Complete the puzzle.

elephant bear rabbit zebra




Across →



Down ↓






B Match and write the words.


- wa = one 
- st = bit 
- rob = ter 

Sentence Check


A Look, read, and match.

-  • The bears sleep on big stones.
-  • We see bears.
-  • We go to the zoo.

B Put the words in the right order.



1. _____



2. _____

SENTENCE CHECK

Students recall key information from the reading and practice what they have learned. Students also practice key sentence patterns with an unscrambling activity.

Animals



- **Academic Objectives**

- Learn about the lives of animals.
- Learn about the features of animals.

- **Read and Think**

- Where do animals live?
- What do animals need?

Vocabulary Preview

1

bear
elephant
rabbit
zebra

2

desert
house
river
tree

3

clothes
food
home
water

4

away
café
lion
meat



1 Zoo Animals



Key Words

Look, listen,
and read. TRACK 02

Warm Up

What animals do you see at a zoo?

Reading

A Listen and read. TRACK 03

We go to the zoo.

We see **elephants**.

They drink water.

We see **bears**.

They sleep on big stones.

We see **rabbits**.

They eat carrots.



elephant



bear



rabbit



zebra



✓ SIGHT WORDS

they, drink, water, **bear**,
sleep, **rabbit**, walk

We see **zebras**.
They walk.
They are amazing.



B Find and circle the sight words in the reading.

C Read out loud three times and check.

