

NONFICTION

1

FUTURE LITERACY

READING

30

NONFICTION

1

FUTURE LITERACY

READING

30

TABLE OF CONTENTS

Scope and Sequence	4
--------------------	---

How to Use This Book	6
----------------------	---

SOCIAL STUDIES

My World

1	My Family	10
---	-----------	----

2	Lunchtime!	14
---	------------	----

3	Ready for School	18
---	------------------	----

4	Our Farm School	22
---	-----------------	----

ART

Make Art

5	Shapes Are Everywhere	28
---	-----------------------	----


6	Color with Crayons	32
---	--------------------	----

7	Let's Draw	36
---	------------	----

8	Where Is the Paint?	40
---	---------------------	----

MATH


Counting



- | | | |
|-----------|---------------------|----|
| 9 | Bugs in My Garden | 46 |
| 10 | Animals on the Farm | 50 |
| 11 | Hello, Children! | 54 |
| 12 | Let's Go Shopping! | 58 |

PHYSICAL EDUCATION

Our Bodies



- | | | |
|-----------|-----------------------|----|
| 13 | What Is for Dinner? | 64 |
| 14 | What Am I? | 68 |
| 15 | Friends and Feelings | 72 |
| 16 | I Like the Playground | 76 |

Key Word List	80
---------------	----

Sight Word List	84
-----------------	----

SCOPE AND SEQUENCE

SUBJECT	UNIT	TITLE	VOCABULARY
			KEY WORDS
SOCIAL STUDIES	1	My Family	mother, father, sister, brother
	2	Lunchtime!	banana, apple, sandwich, burger
	3	Ready for School	pen, book, eraser, bag
	4	Our Farm School	school, farm, tomato, love
ART	5	Shapes Are Everywhere	square, rectangle, circle, triangle
	6	Color with Crayons	crayon, pink, purple, gray
	7	Let's Draw	face, glasses, dress, shoes
	8	Where Is the Paint?	table, box, ruler, brush
MATH	9	Bugs in My Garden	garden, ladybug, butterfly, bee
	10	Animals on the Farm	sheep, horse, now, chicken
	11	Hello, Children!	boy, old, girl, baby
	12	Let's Go Shopping!	shirt, jacket, socks, boots
PHYSICAL EDUCATION	13	What Is for Dinner?	hear, see, smell, taste
	14	What Am I?	nose, leg, foot, tail
	15	Friends and Feelings	friend, shy, afraid, stay
	16	I Like the Playground	playground, slide, swing, seesaw

VOCABULARY	LITERACY UPGRADE
SIGHT WORDS	
this, is, my, I	Family Tree
it, time, for, eat, a, an, egg, good	Shopping List, Stickers
school, have, no, do, not	Finding the Differences
our, we, red, flower, brown, cow	Connecting the Dots, Hidden Word
the, window, door, table, picture	Finding the Missing Puzzle Pieces, Stickers
many, blue, black	Coloring
draw, with, use, hand	Drawing
on, paper, chair, where	Finding the Differences
to, there, are, some, five, two, three, can, see	Connecting the Dots, Hidden Word
one, here, come, four	Finding the Differences
children, look, at, how, he, seven, she	Finding the Missing Puzzle Pieces, Stickers
ten, like, them, buy, all	Shopping List
bell, man, eye	Drawing
small, fast, big, what, am	Making a Monster, Stickers
best, you, me, make, thank	Feelings, Stickers
go, after, play, together	Finding the Missing Puzzle Pieces, Stickers

HOW TO USE THIS BOOK

STUDENT BOOK

VOCABULARY PREVIEW

Every four units, a list of the subject Key Words is given along with a QR code to practice the words in the exciting Word Kingdom game.

ACADEMIC OBJECTIVES

This section states what students will learn in the four thematically integrated units.

READ AND THINK

These preview questions help draw the students' focus to the subject topic.



WARM UP

A level-appropriate question helps students activate their background knowledge and think about the unit topic.

AUDIO QR

A QR code at the beginning of each unit links to the audio tracks of the Key Words and Reading section.

VIDEO LINK

A video related to the main passage is available to boost students' understanding. Click the icon in the eBook to view the video.

KEY WORDS

Students learn the meanings of the key vocabulary with images.



SIGHT WORDS

Students build visual recognition of the Sight Words by looking for them in the reading passage.

READING C

This section helps students improve their reading fluency by rereading the familiar passage.

READING A

Students read a level-appropriate passage about a familiar and interesting topic using the Key Words.

READING B

Students review the Sight Words in the reading.


LITERACY TRAINING

This section checks students' understanding of the reading passage through the use of varied exercises. These exercises introduce students to basic reading comprehension and help form the foundation of a student's reading literacy.


Literacy Training

A Read and choose the right answers.

MAIN IDEA 1. What is the reading mainly about?




my friends




my family

DETAILS 2. This is my _____




grandmother




love

DETAILS 3. This is my _____





father



teacher

B Read and circle the right words.

1.  This is my father mother.

2.  This is my brother mother.


C Read and circle O or X.


- I do not have a sister. O X
- I love my grandfather. O X
- There are eight members in my family. O X

Literacy Upgrade


A Use the hints to complete the words.

Hint st th

1.  fa _ _ er

2.  si _ _ er

B Who are the people in your family?



C Trace.

I love my family.

LITERACY UPGRADE

This section takes reading literacy one step further by improving and speeding up sight recognition of unit vocabulary. This is done using a wide range of game-like activities, such as finding the differences, solving puzzles using the provided red lens, drawing, and matching, all of which allow students to have fun while reviewing what they have learned in the unit.

WORKBOOK

VOCABULARY CHECK

This section provides an opportunity to review the Unit Words and practice spelling them through puzzles and matching activities.


1 My Family

Vocabulary Check


A Complete the puzzle.

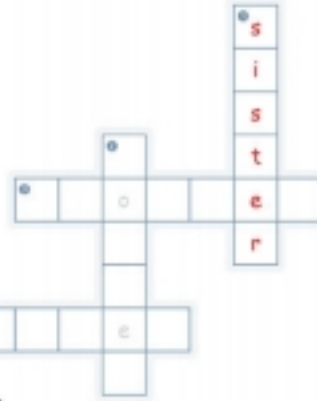
mother father sister brother

Across



Down








B Match and write the words.

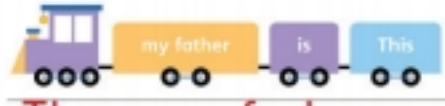
- grand + ther = mother
- bro + ther =
- mo + mother =

Sentence Check

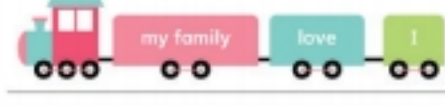
A Look, read, and match.

-  This is my mother.
-  This is my family.
-  This is my brother.

B Put the words in the right order.



1. This is my father.



2.

SENTENCE CHECK

Students recall key information from the reading and practice what they have learned. Students also practice key sentence patterns with an unscrambling activity.

My World

- **Academic Objectives**

- Learn about people and things in your world.
- Learn about places in your world.

- **Read and Think**

- Who do you see every day?
- Where do you go every day?

Vocabulary Preview

1

brother
father
mother
sister

2

apple
banana
burger
sandwich

3

bag
book
eraser
pen

4

farm
love
school
tomato



1 My Family



AUDIO

Key Words

Look, listen,
and read. TRACK 02



mother



father



sister



brother

Warm Up

Who are the people in your family?

Reading

A Listen and read. TRACK 03

This is my family.

This is my grandmother.

This is my grandfather.

This is my **mother**.

This is my **father**.



✓ SIGHT WORDS

this, is, my, **mother**,
father, **sister**, **brother**, I

This is my **sister**.
This is my **brother**.
I love my family.



B Find and circle the sight words in the reading.

C Read out loud three times and check.

