

NONFICTION

3

# FUTURE LITERACY

READING

100

NONFICTION



# FUTURE LITERACY

READING



# TABLE OF CONTENTS

Scope and Sequence 4

How to Use This Book 6

## SCIENCE

### Creatures of the Past

**1** What Did Dinosaurs Really Look Like? 12

**2** How Fossils Are Made 18

**3** Mass Extinctions 24

**4** DNA Cloning 30

## SOCIAL STUDIES

### The Age of Exploration

**5** Sailing Around the World 38

**6** The Deep Dive 44

**7** Antarctic Adventurer 50

**8** The First Female Astronaut 56

## ART

### Unusual Art

- |           |                   |    |
|-----------|-------------------|----|
| <b>9</b>  | Oshibana          | 64 |
| <b>10</b> | Art Toys          | 70 |
| <b>11</b> | Optical Illusions | 76 |
| <b>12</b> | Sand Animation    | 82 |

## CAREERS

### The Future of Jobs

- |           |                    |     |
|-----------|--------------------|-----|
| <b>13</b> | A Disappearing Job | 90  |
| <b>14</b> | Dangerous Jobs     | 96  |
| <b>15</b> | Automation         | 102 |
| <b>16</b> | Future Skills      | 108 |

### Word List

114

# SCOPE AND SEQUENCE

SUBJECT	UNIT	TITLE	VOCABULARY
SCIENCE	1	What Did Dinosaurs Really Look Like?	dinosaur, giant, scary, claw, turkey, feather
	2	How Fossils Are Made	fossil, dry, destroy, bone, age, form
	3	Mass Extinctions	condition, climate, asteroid, temperature, pollution, cause
	4	DNA Cloning	clone, unfortunately, fiction, damaged, DNA, someday
SOCIAL STUDIES	5	Sailing Around the World	century, explorer, ship, crew, sail, return
	6	The Deep Dive	mystery, canyon, waterfall, deep, reach, submarine
	7	Antarctic Adventurer	route, ocean, freezing, finish, adventure, rescue
	8	The First Female Astronaut	surprisingly, skydiver, talent, astronaut, choice, launch
ART	9	Oshibana	live, press, remove, petal, knight, souvenir
	10	Art Toys	collectible, teddy bear, doll, painter, graffiti, limited
	11	Optical Illusions	shortcut, fascinating, entertainment, drawing, track, further
	12	Sand Animation	traditional, animation, craft, performance, shadow, audience
CAREERS	13	A Disappearing Job	clock, hire, elderly, knock, tool, reliable
	14	Dangerous Jobs	logging, chainsaw, cut down, wilderness, passionate believe
	15	Automation	fear, unemployed, replace, ATM, accountant, future
	16	Future Skills	skill, smart, social media, mobile, useful, necessary

- V** Vocabulary
- W** Writing
- B** Background Knowledge
- D** Digital Reading

KEY PATTERN	LITERACY UPGRADE
They did <b>not</b> look scary <b>at all</b> .	<b>V</b> Graphic Organizer, Definitions
But making a fossil <b>takes a lot of time</b> and luck.	<b>W</b> <u>If</u> it dries too fast, this can destroy the fossil.
A plant or animal <b>goes extinct</b> when all of its kind die out.	<b>B</b> The Dodo Bird and Blue Whale
We might be <b>able to</b> bring it back.	<b>D</b> Online Story
The 15th century <b>is known as</b> the Age of Exploration.	<b>V</b> Graphic Organizer, Vehicles, Classifying
We have to use powerful cameras to see <b>what</b> it's like.	<b>W</b> We <u>have to</u> use powerful cameras to see what it's like. / We <u>have to</u> see for ourselves.
In 1928, he <b>tried to</b> rescue a lost crewmate.	<b>B</b> Amelia Earhart
<b>That's because</b> they had to jump from their spaceships before landing.	<b>D</b> Video Transcript of an Interview
<b>All you need is</b> paper, a heavy book, and flowers.	<b>V</b> Graphic Organizer, Filling in the Blanks
<b>Have you ever seen</b> one of these?	<b>W</b> <u>Some</u> are famous painters. / <u>Some</u> are comic book artists. / <u>Some</u> are even graffiti artists.
They <b>play tricks</b> on our minds.	<b>B</b> Optical Illusions
Every frame is carefully crafted <b>by hand</b> .	<b>D</b> Online Advertisement
This job was important <b>in the early morning</b> .	<b>V</b> Graphic Organizer, Definitions, Filling in the Blanks
Over 100 loggers <b>out of</b> every 100,000 die in a work accident.	<b>W</b> What's the <u>most dangerous</u> job?
Automation means using a machine to do a job <b>instead of</b> a person.	<b>B</b> Robot Servers
They can <b>make</b> the necessary <b>changes</b> faster.	<b>D</b> Email

# HOW TO USE THIS BOOK

## STUDENT BOOK

### VOCABULARY PREVIEW

Every four units, a list of key words is given along with a QR code to practice the words in the exciting Word Kingdom game.



### ACADEMIC OBJECTIVES

This section states what students will learn in the four thematically integrated units.

### READ AND THINK


These preview questions help draw the students' focus to the subject of the units.

## AUDIO QR

A QR code at the beginning of each unit links to the audio tracks of the Vocabulary Zone and Reading section.

# 1

## What Did Dinosaurs Really Look Like?





**WARM UP**  
 You can see dinosaurs in many movies and books. But of course, we can't see a real one now. They died out millions of years ago.  
**Answer the questions.**  
 ■ Do scientists know what living dinosaurs looked like?  
 ■ How can they guess what they looked like?


### VOCABULARY ZONE


**A** Write the correct words and listen.


dinosaur	giant	scary	claw	turkey	feather
----------	-------	-------	------	--------	---------


1. 

2. 

3. 

4. 

5. 

6. 

**B** Match the words to the meanings.

1. claw	•	•	a sharp curved nail on the end of an animal's foot
2. dinosaur	•	•	very big or much larger than usual
3. giant	•	•	an animal that lived a very long time ago but are not here anymore

**C** Fill in the blanks with the words from the box.

feather	scary	turkey
---------	-------	--------

1. A \_\_\_\_\_ can be raised on a farm.  
 2. The colorful \_\_\_\_\_ came from a bird's wing.  
 3. I don't like \_\_\_\_\_ movies.

## WARM UP

Level-appropriate questions help students activate their background knowledge and think about the unit topic.

## VOCABULARY ZONE


Students learn the unit key words and then perform matching and fill-in-the-blank activities to help strengthen memory retention and ensure they understand not only the words' meanings but also their usage in context.

## VIDEO LINK


Videos related to the main passage are available to boost students' understanding. Click the icon in the eBook to view the videos.

## KEY PATTERN


Students practice the Key Pattern from the reading passage with other example sentences.

**A Listen and read out loud.** 

Dinosaurs lived millions of years ago. They were around for 150 million years. Movies often show dinosaurs as **giant, scary** lizards. But real dinosaurs actually looked **quite** different. They were a diverse group with various shapes and sizes. Many dinosaurs looked more like birds than lizards. Take the velociraptor, for example. In movies, this dinosaur looks bigger than a person. Its **claws** and teeth look long and sharp.



14

**KEY PATTERN 1**  **WATCH**

**Practice the key pattern.**

- ✓ They did **not** look scary **at all**.
- The movie was **not** boring **at all**.
- The test was **not** difficult **at all**.

But, in fact, velociraptors were not that big or that scary. They were about the size of a **turkey**. And they were also covered in **feathers**. They did not look scary at all.

**B Write your own sentence with the key pattern.**

**C Follow the directions.**

1. How do dinosaurs often look in movies? Underline the sentence(s) in the reading.
2. What do we know about the appearance of the velociraptor? Underline the sentence(s) in the reading.

15

## READING A

Students read a level-appropriate passage about a familiar and interesting topic using the key words.

## READING B

Students review the Key Pattern of the reading and practice writing a sentence with the Key Pattern.

## READING C

Students complete a quick comprehension check to confirm their understanding of the passage's details while it is fresh in their minds. This will prepare them for the following comprehension questions.

### LITERACY TRAINING

**A Read and choose the correct answers.**

**MAIN IDEA** 1. What is the reading mainly about?

- Ⓐ the biggest and scariest dinosaurs
- Ⓑ how dinosaurs actually looked
- Ⓒ how to make a dinosaur movie
- Ⓓ giant, scary lizards

**VOCABULARY** 2. What does the word **quite** mean?

- Ⓐ a little
- Ⓑ very
- Ⓒ not
- Ⓓ often

**DETAILS** 3. How big was a velociraptor?

- Ⓐ bigger than a giant lizard
- Ⓑ smaller than most birds
- Ⓒ similar in size to a turkey
- Ⓓ tiny like a bug

**INFERENCE** 4. What can be inferred about how real dinosaurs looked?

- Ⓐ They looked exactly like movies show.
- Ⓑ They looked different from what movies show.
- Ⓒ They looked like birds.
- Ⓓ They were all scary.

**B Read and write the number(s) of the sentence(s) that are true.**

1. Dinosaurs lived millions of years ago.  
 2. Dinosaurs had various shapes and sizes.  
 3. Velociraptors were about the size of a chicken.

**C Read and fill in the blanks.**


1. Dinosaurs were around for 150 \_\_\_\_\_ years.  
 2. Velociraptors were covered in \_\_\_\_\_.


### LITERACY UPGRADE Vocabulary


**A Complete the graphic organizer. One word is extra.**


	giant	fact	movies	covered
<b>Main Idea</b>	In real life, dinosaurs often looked different from how they look in (1) _____.			
<b>Detail 1</b>	Movies often show them as (2) _____, scary lizards.			
<b>Detail 2</b>	In movies, the velociraptor often looks bigger than a person and has long, sharp teeth and claws.			
<b>Detail 3</b>	The velociraptor was only as big as a turkey and was (3) _____ in feathers.			


**B Match the pictures with the correct definitions.**

1. 

2. 

3. 

4. 

5. 

- a. the state of causing fear
- b. a hard point at the end of a finger or paw
- c. a creature that lived millions of years ago
- d. a large bird that is served during North American holidays
- e. the soft part of a bird that helps it fly

## LITERACY TRAINING

Students complete a variety of reading comprehension questions and exercises. These exercises engage students by going beyond the main idea and asking about specific details of the reading. This helps form a solid foundation in reading literacy.

## LITERACY UPGRADE

Students are introduced to a sequential cycle of interconnected modules: Vocabulary, Writing, Background Knowledge, and Digital Reading. Innovative videos in the Digital Reading section extend the learning experience beyond the traditional page.

# WORKBOOK

## VOCABULARY CHECK

Students review the key words and practice spelling them through puzzles.

## COMPREHENSION CHECK

Students recall key information from the reading and practice what they have learned.

### 1 What Did Dinosaurs Really Look Like?

#### VOCABULARY CHECK

Complete the puzzle and find the secret word.

dinosaurs   giant   scary   claws   turkey   feathers

**Across →**

2. Movies show dinosaurs as \_\_\_\_\_, scary lizards.

4. The velociraptor is shown with sharp \_\_\_\_\_ and teeth.

5. It was covered in \_\_\_\_\_.

6. Velociraptors were about the size of a \_\_\_\_\_.

**Down ↓**


1. Real \_\_\_\_\_ actually looked quite different.


3. In fact, they were not that \_\_\_\_\_.


Secret word: \_\_\_\_\_

#### COMPREHENSION CHECK

**A Check the correct sentences.**

1. 

2. 

3. 

- ☐ Dinosaurs lived thousands of years ago.
- ☐ Dinosaurs lived millions of years ago.
- ☐ In movies, dinosaurs look like giant lizards.
- ☐ In movies, dinosaurs look like giant birds.
- ☐ Many dinosaurs looked like birds.
- ☐ All dinosaurs looked like birds.

**B Circle T for true or F for false.**

1. Dinosaurs lived a long time ago.

2. Many dinosaurs looked more like lizards than birds.

3. The velociraptor was a giant dinosaur.

T   F

T   F

T   F

#### SUMMARY

Complete the summary.

claws   dinosaurs   feathers   giant   lizards   scary

(1) \_\_\_\_\_ lived on Earth millions of years ago. In movies, they look like (2) \_\_\_\_\_, scary lizards. But many real dinosaurs looked more like birds than (3) \_\_\_\_\_. Take the velociraptor, for example. It's often shown in movies to be bigger than humans, with sharp (4) \_\_\_\_\_ and teeth. Actually, velociraptors were covered in (5) \_\_\_\_\_. And they weren't that big or (6) \_\_\_\_\_.

## SENTENCE CHECK

Students practice writing sentences by doing an unscrambling activity.

## SUMMARY

Students check their understanding by completing a summary of the reading passage.

# Creatures of the Past

## Academic Objectives

- Learn about animals that lived millions of years ago.
- Understand methods for learning about creatures of the past.

## Read and Think

- Look at the animals in the picture. What are they?
- Can you describe something special about a dinosaur's appearance?

## Vocabulary Preview

1

claw  
dinosaur  
feather  
giant  
scary  
turkey

2

age  
bone  
destroy  
dry  
form  
fossil

3

asteroid  
cause  
climate  
condition  
pollution  
temperature

4

clone  
damaged  
DNA  
fiction  
someday  
unfortunately



# 1 What Did Dinosaurs Really Look Like?



## WARM UP

You can see dinosaurs in many movies and books. But of course, we can't see a real one now. They died out millions of years ago.


### Answer the questions.

- Do scientists know what living dinosaurs looked like?
- How can they guess what they looked like?

# VOCABULARY ZONE

**A** Write the correct words and listen. 

dinosaur    giant    scary    claw    turkey    feather




**B** Match the words to the meanings.

- |             |   |  |
|-------------|---|--|
| 1. claw     | • | • a sharp curved nail on the end of an animal's foot                 |
| 2. dinosaur | • | • very big or much larger than usual                                 |
| 3. giant    | • | • an animal that lived a very long time ago but are not here anymore |

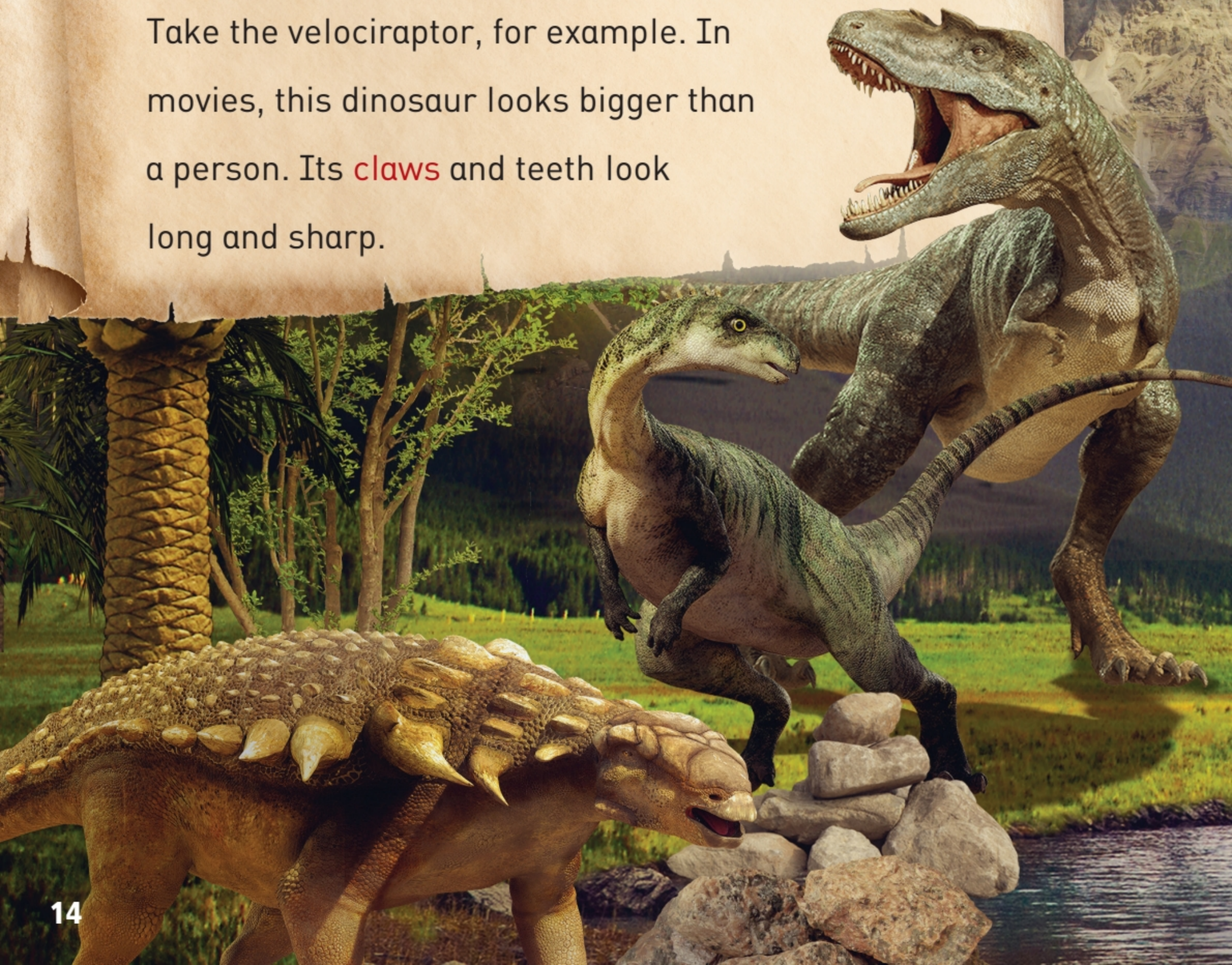
**C** Fill in the blanks with the words from the box.

feather    scary    turkey

1. A \_\_\_\_\_ can be raised on a farm.
2. The colorful \_\_\_\_\_ came from a bird's wing.
3. I don't like \_\_\_\_\_ movies.

**A** Listen and read out loud. 

**Dinosaurs** lived millions of years ago.  
They were around for 150 million years.  
Movies often show dinosaurs as **giant**, **scary** lizards.  
But real dinosaurs actually looked **quite** different.  
They were a diverse group with various shapes and sizes.  
Many dinosaurs looked more like birds than lizards.  
Take the velociraptor, for example. In  
movies, this dinosaur looks bigger than  
a person. Its **claws** and teeth look  
long and sharp.



## KEY PATTERN

Practice the key pattern.

- ✓ They did **not** look scary **at all**.
- The movie was **not** boring **at all**.
- The test was **not** difficult **at all**.

But, in fact, velociraptors were not that big or that scary. They were about the size of a **turkey**. And they were also covered in **feathers**. They did not look scary at all.

**B** Write your own sentence with the key pattern.

---

**C** Follow the directions.

1. How do dinosaurs often look in movies? Underline the sentence(s) in the reading.
2. What do we know about the appearance of the velociraptor? Underline the sentence(s) in the reading.