


First Nonfiction Reading



Lucas Foster

2

First Nonfiction Reading

Lucas Foster



CONTENTS



Unit 1 What Can You Draw?

10



Unit 2 Let's Travel

14



Unit 3 Playtime at School

18



Unit 4 A Special Bird

22



Unit 5 Where Is It?

26



Unit 6 Dinner Time

30



Unit 7 Fruit Salad

34



Unit 8 Family Picnic

38



Unit 9 My Pet Dog

42



Unit 10 Push or Pull

46



Unit 11 Ready for School

50



Unit 12 Camping Trip

54



Unit 13 The Music Parade

58



Unit 14 In the Forest

62



Unit 15 Wild Animal Safari

66



Unit 16 Let's Play Basketball

70

UNIT OVERVIEW

★ Student Book

Big Question

This helps the teacher to get students thinking about the topic and understand what they are about to learn. It's a great preview activity for students to start learning vocabulary.

Read

Realistic fiction passages explore a large range of interesting topics rooted in nonfiction concepts. This helps students smoothly transition from fiction reading to nonfiction reading. All of the words in the reading are leveled and controlled so that students can gradually and steadily improve their reading ability. Key words are highlighted, and phonics concepts are presented with red text to help students focus on the main learning objectives of each unit. The last sentence of each passage is a fun, natural English expression that students learn in the context of the passage and can use in real life in the appropriate context.

Unit 8 Family Picnic

BIG QUESTION
What is the family doing?

Key Words
dad, sister, brother, mom

Phonics Words
cook, food

Sight Words
picnic, chair

Read
It's a very nice day.
Let's have a family picnic.
What's your **dad** doing?
He's **cooking** the **food**.
What's your **mom** doing?
She's sitting in the chair.
What's your **sister** doing?
She's playing with the ball.
What's your **brother** doing?
He's flying a kite.
What's your dog doing?
He's sitting on the ground.
The food smells great!

Quick Check
Circle the people in the family.

Key Words

Key words build students' core vocabulary around the topic of each unit. Students can use the key words along with the grammar pattern to read, understand, and speak about the topic.

Phonics Words & Sight Words

Phonics and sight words are selected to develop students' reading fluency. Phonics words help students review phonics rules and help them transition from emergent to early-level reading ability by reviewing, comparing, and contrasting phonics sounds. Sight words help students quickly recognize whole words and their meaning.

Quick Check

This exercise ensures that students understand points and details from the reading.



Comprehension

This checks the students' understanding of the main idea and the details in the reading passage. By answering these questions, students develop and demonstrate their comprehension of the reading.



Sentence Practice

This helps students to reconstruct key grammatical patterns from the passage along with the key words.



Comprehension


★ Choose the correct answer.

1. This story is about _____.

a.  a family b.  friends

2. What's your _____ doing? He's cooking the food.

a.  brother b.  dad

3.  He's _____.


a. sitting on the ground b. flying a kite

Key Words Practice


★ Say, write, and match.

1.  a.


d		
---	--	--

2.  b.

m		
---	--	--

3.  c.


b	r				
---	---	--	--	--	--

4.  d.


s	i				
---	---	--	--	--	--

Sentence Practice

★ Circle and write.




1.  a. He fly a kite. b. He's flying a kite.

2.  a. She's playing with a ball. b. She's play a ball.

3.  a. She sitting a chair. b. She's sitting on a chair.

Speaking Skills

★ Look and speak.

1.  2.  3.  4. 

What is your _____ doing? He's/She's _____.

Key Words Practice

Students strengthen and solidify their vocabulary by reviewing key words after the reading.

Speaking Skills

Students consolidate and utilize the language they learn in the unit and practice speaking with short, simple dialogues.

Workbook

Key Words

Students practice writing by reviewing and solidifying their understanding of key words.

Unit **8** **Family Picnic**

Key Words

★ Match and trace.

1. 

2. 

3. 

4. 

a. mom

b. brother

c. dad

d. sister

Key Sentences

★ Write.

What's your brother doing?



- _____ your brother doing?
- What's _____ brother doing?
- What's your _____ doing?
- What's your brother _____ ?
- _____ ?

★ 18
★ 19

Key Sentences

Students recall key sentence patterns by writing them with the correct structures.

★ Word List

Students can review all of the words they have learned in each unit. They can build confidence by keeping track of how many words they learn in total.



Key Words List



Phonics Words List



Sight Words List

★ Detachable flashcards

Detachable flashcards provide students with a quick, easy, and fun way to learn, study, and remember all of the key words and sight words from each unit.



Key Words Flashcards

