

STUDENT BOOK

# BOOKST ENGLISH

4



LIANA ROBINSON  
MATTHEW BROADHURST  
EVELINE VENTE



STUDENT BOOK

# BOOKS ENGLISH

## 4





# TABLE OF CONTENTS

Syllabus ..... 4

How to Use This Book ..... 6

## **UNIT 1** Free Time

**LESSON 1** What Grade Are You In? ..... 14

**LESSON 2** It's Nine Thirty ..... 24

**LESSON 3** Do You Have Any Hobbies? ..... 34

**LESSON 4** I Like Action Movies ..... 44

## **UNIT 2** Occupations and Places

**LESSON 1** Be Quiet! ..... 56

**LESSON 2** What Do Your Parents Do? ..... 66

**LESSON 3** Where Do You Work? ..... 76

**LESSON 4** I'm Going to the Post Office ..... 86

## **UNIT 3** Activities

**LESSON 1** Do You Ever Have Snowball Fights? ..... 98

**LESSON 2** How Often Do You See a Beautiful Sunset? ..... 108

**LESSON 3** I Helped My Dad Clean the House ..... 118

**LESSON 4** I Ate Pizza Yesterday ..... 128

Songs ..... 138

# SYLLABUS

	LESSON	LESSON OBJECTIVE	GRAMMAR FOCUS
<b>UNIT 1</b> Free Time	1	Students will learn about school subjects and grade levels in school.	<ul style="list-style-type: none"> <li>Ordinal numbers</li> </ul>
	2	Students will learn the numbers 1-59 and practice telling time.	<ul style="list-style-type: none"> <li>Information subject: it</li> <li>Cardinal numbers</li> </ul>
	3	Students will learn to discuss hobbies and share certain personal information.	<ul style="list-style-type: none"> <li>Possession questions: Do you have any ___ or ___?</li> </ul>
	4	Students will learn to differentiate types of movies, books, and music while expressing their preferences.	<ul style="list-style-type: none"> <li>Verb: like + noun phrase</li> </ul>
<b>UNIT 2</b> Occupations and Places	1	Students will learn and identify rules at home and in public places.	<ul style="list-style-type: none"> <li>Imperatives</li> </ul>
	2	Students will ask and answer questions about occupations.	<ul style="list-style-type: none"> <li>Coordinating conjunction: and</li> </ul>
	3	Students will discuss occupations, types of work, and places of work.	<ul style="list-style-type: none"> <li>Interrogative questions with <b>where</b></li> <li>Preposition + place (at/in an office)</li> </ul>
	4	Students will express where they are going and give reasons for going to those places.	<ul style="list-style-type: none"> <li>Present progressive tense: be + (verb)ing</li> <li>Need vs. want</li> </ul>
<b>UNIT 3</b> Activities	1	Students will learn about seasonal activities and discuss the frequency with which they do certain activities.	<ul style="list-style-type: none"> <li>Adverbs of frequency: always, often, sometimes, hardly ever, never</li> </ul>
	2	Students will talk about the frequency with which they do certain activities.	<ul style="list-style-type: none"> <li>Adverbs of frequency: usually, rarely</li> </ul>
	3	Students will learn to discuss recent and past events.	<ul style="list-style-type: none"> <li>Regular past tense verbs: (-ed, -d)</li> <li>Irregular past tense verb: be</li> </ul>
	4	Students will talk about past social activities.	<ul style="list-style-type: none"> <li>Irregular past tense verbs</li> </ul>



SENTENCE PATTERNS	FUNCTIONS	TARGET LANGUAGE
<ul style="list-style-type: none"> <li>What grade are you in? - I'm in fourth grade.</li> <li>What's your favorite class? - My favorite class is science.</li> </ul>	<ul style="list-style-type: none"> <li>Understanding and using numbers</li> <li>Asking for and giving opinions</li> </ul>	first, second, third, fourth, fifth, sixth, seventh, eighth, ninth, tenth, science, music, math, Chinese, art, history, PE, English, computer, mountain, plant, forest
<ul style="list-style-type: none"> <li>What time is it? - It's nine thirty.</li> <li>Uh, oh! Hurry up. / Great! We have plenty of time.</li> </ul>	<ul style="list-style-type: none"> <li>Telling the time</li> </ul>	clock, watch, alarm clock, minute, hour, second, o'clock
<ul style="list-style-type: none"> <li>Do you have any hobbies? - Yes, I like to go camping.</li> <li>Do you have any brothers or sisters? - No, I'm an only child.</li> </ul>	<ul style="list-style-type: none"> <li>Asking and answering questions about hobbies</li> <li>Asking for and giving personal information</li> </ul>	collect trading cards, make jewelry, do magic tricks, play the trumpet/piano, read comic books, go camping, skateboard, only child, pet, hobbies
<ul style="list-style-type: none"> <li>What kind of movies do you like? - I like scary movies.</li> <li>What kind of movies do you like? - I like action movies.</li> </ul>	<ul style="list-style-type: none"> <li>Discussing types of music/books/movies</li> <li>Expressing opinions</li> </ul>	jazz music, country music, pop music, rap, classical music, rock music, action movies, scary movies, dramas, comedies, fiction, fairy tales, mysteries, poetry, plays
<ul style="list-style-type: none"> <li>What should we do at the movie theater? - Show your ticket.</li> <li>And? - Be quiet.</li> </ul>	<ul style="list-style-type: none"> <li>Discussing obligations and necessities</li> <li>Making rules and following commands</li> </ul>	don't cheat, no food, don't write in the books, be quiet, no drinks, listen to your teacher, Put on your seat belt., Don't touch anything, Take out the trash!, Don't wear shoes in the house!, Don't chew gum., Don't run near the pool., Wear a swim cap., Show your ticket and passport., Don't let strangers in your house., Eat (all of) your vegetables.
<ul style="list-style-type: none"> <li>What do your parents do? - My mom is a fashion designer, and my dad is a reporter.</li> <li>Cool! Does your mom/dad make nice clothes? - Yes, very nice.</li> </ul>	<ul style="list-style-type: none"> <li>Talking about occupations</li> </ul>	baker, writer, reporter, homemaker, professor, fashion designer, hairdresser, taxi driver, dentist, shopkeeper, actress, actor, scientist, nurse, lawyer, give haircuts
<ul style="list-style-type: none"> <li>Where do you work? - I work at/in an office.</li> <li>What do you do? - I make web pages. / I'm a web designer.</li> </ul>	<ul style="list-style-type: none"> <li>Describing places</li> <li>Describing occupations</li> </ul>	firefighter, fire station, put out fires, waiter, waitress, restaurant, serve food, office, web pages, web designer, city, catch criminals, police officer, flower shop, sell flowers, florist, garage, fix cars, mechanic, airport, fly airplanes, pilot, library, help people find books, librarian
<ul style="list-style-type: none"> <li>Where are you going? - I'm going to the museum.</li> <li>Why? - I want/need to see the paintings.</li> </ul>	<ul style="list-style-type: none"> <li>Describing ongoing actions</li> <li>Describing places</li> <li>Asking for and giving reasons</li> </ul>	supermarket, bread, butter, post office, packages, letter, museum, see the paintings, library, a new book to read, bank, some money, mall, sweatshirt, station, gas, movie theater, movie, pharmacy, medicine
<ul style="list-style-type: none"> <li>Do you ever jump in mud puddles? - Yes, I often jump in them in spring.</li> <li>Why? - It's fun!</li> </ul>	<ul style="list-style-type: none"> <li>Asking and answering questions about habits and routines</li> <li>Describing seasons</li> </ul>	have a snowball fight, play tag / with water guns, fountain, playground, jump in mud puddles, go swimming/skiing/rafting, wear snow boots / shorts, always, often, sometimes, hardly ever, never
<ul style="list-style-type: none"> <li>I never go hiking early in the morning.</li> <li>How often do you see a full moon? - Maybe once a year.</li> </ul>	<ul style="list-style-type: none"> <li>Asking and answering questions about habits and routines</li> <li>Asking and answering questions about nature</li> </ul>	watch the sunrise/sunset, go stargazing, see a shooting star, see an eclipse, stay home all weekend, check my e-mail, read the newspaper, get a sunburn, usually, rarely, once, twice
<ul style="list-style-type: none"> <li>What did you do yesterday? - I watched cartoons.</li> <li>Were they good? - Yes, they were good.</li> </ul>	<ul style="list-style-type: none"> <li>Describing past experiences</li> <li>Asking for and giving opinions</li> </ul>	cleaned his room, watered the flowers, hiked up a mountain, called her friend, washed the car, cooked dinner, watched cartoons, learned how to make pasta, practiced the xylophone, exercised at the gym, painted a picture, played cards, fixed one of my brother's toys, interesting, fun, exciting, boring, hard, easy, was, were
<ul style="list-style-type: none"> <li>Did you have a good time with Richard? - Yes, we told scary stories. - That sounds fun!</li> <li>Can I come next time? - Sure!</li> </ul>	<ul style="list-style-type: none"> <li>Describing past experiences and storytelling</li> <li>Describing emotions, attitudes, and feelings</li> <li>Offering invitations and accepting or declining</li> </ul>	ate, read, drank, came, made a sandcastle/music video, told scary stories, saw a boxing/tennis match, wrote a short story, went sledding, went to a pet shop, had dessert, had a barbecue, cool, neat, yesterday, last week/weekend/month

# HOW TO USE THIS BOOK

## BOOST ENGLISH CHARACTERS



**AMY**

**Amy** is fun and outgoing. She likes to go to the mall and talk to her friends on the phone.



**MAX**

**Max** is energetic and kind. He likes to listen to music and skateboard. He also likes to hang out with his older brother, Cody.



**ERIC**

**Eric** is smart and easygoing. He enjoys science, photography, and taekwondo. Some of his family lives in China!



**RACHEL**

**Rachel** is talkative and athletic. She likes to go to the park and spend time outdoors. She also likes to play the piano.



**JEFF**

**Jeff** is funny and adventurous. He likes to tell jokes and water ski. He also likes to watch scary movies.



**KATIE**

**Katie** is friendly and nice. She likes to sing and dance. Her parents are from France, and she speaks French.

These six children are the main characters of the book. They are all friends, and they go to the same school. They help teach students the target language and conversational expressions.



**MS. LINDSEY**



**MR. WESLEY**

**Ms. Lindsey** and **Mr. Wesley** appear in various activities. They ask students questions about themselves.



**MR. KITTY**

**Mr. Kitty** appears in the **LISTENING**. He helps draw attention to important parts in conversations.



# ACTIVITY GUIDE

The **WARM-UP** activity introduces the key language and expressions taught in the lesson. Look at the picture with students and see if they can identify the different characters and objects. Help students discover words they don't know. Then, listen to the audio recording.



In the opening activity, students listen to two or three dialogs and should put a number next to the speakers.

The follow-up activity asks questions about the picture as well as personal questions regarding students' experiences and knowledge to encourage engagement.

The **SONG** activity helps students retain key vocabulary and expressions. The songs are set to familiar tunes and feature colorful illustrations. Downloadable MP3 audio recordings and animated videos bring the songs to life. Many of the songs can be personalized with students' own information. Lyrics are provided at the back of the book.



Audio and video can be played on mobile devices by scanning the QR codes (internet required). Files are also available for free download at [compasspub.com](http://compasspub.com).

The **LANGUAGE** activity focuses on the target language structure. Listen to the audio and number. Then, repeat the conversation aloud and have students follow along. Next, practice the conversation again with students' books closed. Finally, students should open their books and listen and repeat again. This time, they should follow along with the text.



The **VOCABULARY** activity introduces the key vocabulary of the lesson. Explore the illustrations with the students and check which words they do and do not know. Listen to the audio recording and number the pictures accordingly.

### VOCABULARY

E Listen and number.



mountains



plants



forest



music



science

F Read and circle.

1



music

forest

2



science

mountains

3



music

science

4



mountains

plants

16

This follow-up activity checks students' comprehension of the vocabulary words and tests students' ability to recognize the words with various activities.

The **LISTENING** activity shows the target language being used in an everyday situation and features the main characters. Listen to the audio and have students fill in the blanks to complete the conversation. Then, repeat the conversation aloud and have students follow along. Next, practice the conversation again with students' books closed. Finally, students should open their books and listen and repeat again. This time, they should follow along with the text.

### LISTENING

G Listen and write.

My favorite subject is music.  
What's your favorite subject?

I'm in fourth grade.  
What grade are you in?



Max: Hi! I'm Max, and this is Jeff.  
What's your name?  
Luke: My name is Luke.  
Max: Do you want to play volleyball?  
Luke: Sure!  
Jeff: \_\_\_\_\_?  
Luke: \_\_\_\_\_  
Jeff: Really? We are, too!



Luke: I'm new. I start school on Monday.  
Jeff: Cool! \_\_\_\_\_?  
Luke: \_\_\_\_\_

H Complete the conversations and match.

1 \_\_\_\_\_ sport are they playing?

2 What grade \_\_\_\_\_ Max, Jeff, and Luke in?

3 What is Luke's favorite \_\_\_\_\_?

• His favorite subject is \_\_\_\_\_.

• They are playing \_\_\_\_\_.

• They are in \_\_\_\_\_ grade.

17

The follow-up activity checks students' comprehension of the conversation with various activities meant to retain student engagement.

The **SPEAKING** activity presents the target language together with the key vocabulary. Look at the picture and talk about it. Identify the things and children in the picture. Next, try to work out what they are saying.

**SPEAKING**

1 Look and say.

What grade are you in? I'm in seventh grade.

What's your favorite subject/class? My favorite subject/class is math.

**GUIDE**

Picture prompts.

Chinese art history PE English computers

1st 2nd 3rd 4th 5th 6th 7th 8th 9th 10th  
first second third fourth fifth sixth seventh eighth ninth tenth

The guide focuses on the target language. Students can refer to the guide and use it to talk about themselves. They can also use puppets or toy animals for role playing.

Look at the picture prompts and have students work out what to say. Then, listen to the audio recording while looking at the pictures. Finally, pair students together to practice and present their dialogs to the class.

The **READING** activity uses some of the target vocabulary and language in a fun, new context. An audio recording is available, so the passage can be used for a variety of approaches to reading instruction, including follow-along and listen-and-repeat. Students can also use the passage as a model to talk or write about themselves or the world around them.

**READING**

K Find and circle the words in the reading.

nature bug leaves ocean

L Read and answer the questions.

**Nature**

My name is Steven, and I am in fourth grade. My favorite subject is science. I am learning about mountains, forests, animals, and oceans. We are lucky. There is a forest near my school. Today, science class is in the forest!

I can see a lot of plants and animals. The forest is very interesting. There are big trees and big bears. There are also small leaves and small bugs. Can we see any bears? No, but we can see a lot of bugs!

1 What grade is Steven in?  
He is in \_\_\_\_\_.

2 Where is Steven's science class today?  
a. The class is on a mountain.  
b. The class is on a boat in the ocean.  
c. The class is in the forest.

M Read and circle.

1 What is Steven's favorite class? a. Math b. Science  
2 What can't Steven see? a. Bugs b. Bears

A brief warm-up activity is used to reinforce the vocabulary before students read the passage.

The final **READING** activity presents an additional comprehension task in various formats.

Each reading passage is followed by a comprehension activity. The comprehension activity varies from lesson to lesson.



The **WRITING** activity allows students to practice spelling and practical use of the target grammar and vocabulary. The activity varies from lesson to lesson.

### WRITING

#### N Complete the conversation.

Mary: What \_\_\_\_\_ are you in, Lisa?  
 Lisa: I'm in \_\_\_\_\_ grade. \_\_\_\_\_ grade are you in?  
 Mary: I'm in \_\_\_\_\_. How about you, Beth?  
 Beth: I'm in \_\_\_\_\_ grade. \_\_\_\_\_ your favorite \_\_\_\_\_?  
 Lisa: My \_\_\_\_\_ subject is \_\_\_\_\_.  
 Mary: That's \_\_\_\_\_ favorite subject, too!  
 Beth: Really? I don't like \_\_\_\_\_. My \_\_\_\_\_ is history.



#### I Complete the conversations and match.

- |                                       |   |                               |
|---------------------------------------|---|-------------------------------|
| 1 What _____ are you in?              | • | His favorite _____ is art.    |
| 2 _____ is Marcus's favorite subject? | • | My favorite _____ is Chinese. |
| 3 What's your _____ subject?          | • | I'm _____ fifth grade.        |

20

**ACTIVITY 1** is a classroom game or group project. The activities allow students to move around and interact with one another. It is a fun way for students to practice and consolidate their language learning.

**ACTIVITY 2** is a more personalized activity. Students should first work on their own before presenting and sharing their work with their classmates.

### ACTIVITY 1

#### P Play. Guess the answers to get points for your team.



#### I Answer the questions.

- What grade are you in?
- What's your favorite subject?
- Who likes music?
- Who likes art?
- Who likes PE?
- Who likes English?

21

### ACTIVITY 2

#### R Look at the schedule and then make your own. Write and draw.


	Monday	Tuesday	Wednesday	Thursday	Friday
Morning	English	computers	music	English	history
Afternoon	art	science	Chinese	science	PE


	Monday	Tuesday	Wednesday	Thursday	Friday
Morning					
Afternoon					

22

The **REVIEW** activity ends the lesson. By completing this section, students assess their listening, reading, and writing skills.

**REVIEW**


5 Listen and number. 



1 Read, circle, and complete the sentences.

Ben: What's your favorite subject, Dan?  
 Dan: My favorite subject is music.  
 Ben: Wow! Me, too! My sister doesn't like music.  
 Dan: What grade is she in?  
 Ben: She's in third grade. Her favorite subject is art.

1 Dan's favorite subject is \_\_\_\_\_ (music / art).  
 2 Ben's sister is in \_\_\_\_\_ (fourth / third) grade.  
 3 Ben's sister likes \_\_\_\_\_ (art / music).

11 Choose and write. 

music PE computers art

A \_\_\_\_\_  
 B \_\_\_\_\_

23

In this activity, students use what they have learned throughout the lesson to complete a writing task that gives them a greater degree of freedom.

## • WORKBOOK •



The **Workbook** parallels the structure of the **Student Book**, and provides additional practice of the target language from each lesson. Every **Student Book** lesson has a corresponding six-page Workbook lesson filled with activities. Students can utilize the content in the **Workbook** either in class or as a homework supplement.







## UNIT 1

# Free Time

**LESSON 1** What Grade Are You In?

**LESSON 2** It's Nine Thirty

**LESSON 3** Do You Have Any Hobbies?

**LESSON 4** I Like Action Movies